

# S R S O



**SINDH RURAL SUPPORT ORGANIZATION**



**Monthly Progress Report as of March, 2010**



## **UNION COUNCIL BASED POVERTY REDUCTION PROGRAMME BY GOVERNMENT OF SINDH**



# Union Council Based Poverty Reduction Programme

## Table of Contents

Executive Summary	2
Progress in Tables	7
Social Mobilization	11
Community Organization's Capacity Building	12
Village Organization's Capacity Building	13
Income Generating Grant (IGG)	13
Community Investment Fund (CIF)	14
Vocational Training	17
Village Development Plan	19
Micro Health Insurance	20
Case Study	23
Traditional Birth Attendant Training	23
Productivity Enhancement Training	24
Education Component	24
Board Meeting & Delegations	25
Meetings	27
Events	29
Trainings	31
Next Qtr Work Plan	32
Abbreviations	33

## Union Council Based Poverty Reduction Programme

### Executive Summary

The Union Council Based Poverty Reduction Programme (UCBPRP) is a pioneering and challenging initiative of the Government of Sindh, for reducing poverty by tapping into the potential of the people. The UCBPRP is being implemented by Sindh Rural Support Organization (SRSO) and was initiated on February 1, 2009 in two districts: Shikarpur and Kandhkot-Kashmore. The UCBPRP aims at improving the quality of life of the rural communities, especially that of the poorest of the poor, through the conceptual package of social mobilization. This entails organizing rural communities into “organizations of the poor” at the community, village and union council level.

1. The project has used the Poverty Score Card for identifying the households in the two districts which are below the level of minimum subsistence threshold and represent the level of absolute deprivation. The Poverty score card thus classifies population and households according to its quintiles and categories entire Union Councils into different poverty bands (Bands are: 0-11 Extremely Poor, 12-18 Chronically Poor, 19-23 Transitory Poor, 24-100 Non Poor) making it easier to distinguish and identify the incidence of poverty and making it easier to understand the poverty dynamics besides classifying each household according to their positioning which can be summarized as following:-

District	Type of UC	No. of UCs	Score Range (0-11)	Score Range (12-18)	Score Range (19-23)	Score Range (24-100)	Total	
Shikarpur	Rural	42	23,036	22,235	22,384	57,721	125,376	
		%age	18.37	17.73	17.85	46.04	100.00	
	Urban	8	729	513	950	19,214	21,406	
		%age	3.41	2.40	4.44	89.76	100.00	
	<b>Total</b>		<b>50</b>	<b>23,765</b>	<b>22,748</b>	<b>23,334</b>	<b>76,935</b>	<b>146,782</b>
		%age		<b>16.19</b>	<b>15.50</b>	<b>15.90</b>	<b>52.41</b>	<b>100.00</b>
Kashmore - Kandhkot	Rural	31	15,514	19,018	15,265	54,999	104,796	
		%age	14.80	18.15	14.57	52.48	100.00	
	Urban	6	1,092	1,871	1,609	10,381	14,953	
		%age	7.30	12.51	10.76	69.42	100.00	
	<b>Total</b>		<b>37</b>	<b>16,606</b>	<b>20,889</b>	<b>16,874</b>	<b>65,380</b>	<b>119,749</b>
		%age		<b>13.87</b>	<b>17.44</b>	<b>14.09</b>	<b>54.60</b>	<b>100.00</b>

2. Social mobilization remains the niche of the whole programme. Households in both the districts are being organized at neighborhood (para/mohallah) level into Community Organizations (COs) and at village level into Village Organizations (VOs). By having their own organizations, the communities are able to present themselves in a unified manner and have the ability to voice their development concerns to the relevant authorities.
3. During March, 2010 9,983 households were organized into 534 community organizations and federated into 161 village organizations. As a whole, a total of 170,818 households had been organized into 9,772 community organizations and clustered into 3,088 village organizations.

## Union Council Based Poverty Reduction Programme

4. Both the districts have 4,305 households who do not have the capacity to pay back even interest free loan/credit, but have the potential to perform and the intervention of Income Generating Grant (IGG) has been designed for such households to help them come out of the poverty trap. As of March, 2010 a total of Rs.21.419 million had been disbursed among 2,430 community organizations as a grant which

Purpose of Grant		As of March 2010	%age of Total
Individual Enterprise	# of Beneficiary COs	125	5.83
	# of Beneficiary VOs	95	9.91
	# of Beneficiary Hhds	284	11.69
	Amount Disbursed (Rs.)	2,479,000	11.57
	Average Grant Size (Rs.)	8,729	
Agriculture	# of Beneficiary COs	220	10.26
	# of Beneficiary VOs	38	3.96
	# of Beneficiary Hhds	97	3.99
	Amount Disbursed (Rs.)	856,900	4.00
	Average Grant Size (Rs.)	8,834	
Purchase of Livestock	# of Beneficiary COs	1,799	83.91
	# of Beneficiary VOs	826	86.13
	# of Beneficiary Hhds	2,049	84.32
	Amount Disbursed (Rs.)	18,084,000	84.43
	Average Grant Size (Rs.)	8,826	
Overall Total	# of Beneficiary COs	2,144	100.00
	# of Beneficiary VOs	959	100.00
	# of Beneficiary Hhds	2,430	100.00
	Amount Disbursed (Rs.)	21,419,900	100.00
	Average Grant Size (Rs.)	8,815	

5. Some of the households of "extremely poor" band (PSC Category 0-11) and most of those from the band of "chronically poor" which consists of poor (PSC Category 12-18) have an ability to earn incomes but lack productive assets. They earn a living for themselves and therefore do not need grants. However, their ability to repay the interest on any kind of loans is very limited and therefore the most appropriate intervention is setting up of a village based revolving fund at the community level called "Community Investment Fund" or CIF'. The CIF is managed by an organized community and provides interest free loans up to a ceiling of Rs. 20,000 per household for 0-11 households and Rs.25,000 per household for 12-18 households. As of March, 2010 a total of Rs.245.68 million had been disbursed among 26,600 village organizations.

6.

Community Investment Fund as of March, 2010					
Purpose of CIF		0-11	12-18	Total (0-18)	%age of Total
Individual Enterprise	# of Beneficiary COs	396	386	391	13.51
	# of Beneficiary VOs	187	158	173	14.57
	# of Beneficiary Hhds	1,777	2,034	1,906	14.33
	Amount Disbursed (Rs.)	15,534,720	19,788,794	35,323,514	14.38
	Average Grant Size (Rs.)	19,257	18,718	18,988	

## Union Council Based Poverty Reduction Programme

Purchase of Livestock	# of Beneficiary COs	2,354	2,384	2,369	81.83
	# of Beneficiary VOs	936	948	942	79.56
	# of Beneficiary Hhds	10,062	11,552	10,807	81.26
	Amount Disbursed (Rs.)	85,751,464	113,880,784	199,632,248	81.26
	Average Grant Size (Rs.)	18,353	18,763	18,558	
Purchase of Agricultural Inputs	# of Beneficiary COs	145	125	135	4.66
	# of Beneficiary VOs	61	78	70	5.87
	# of Beneficiary Hhds	488	687	588	4.42
	Amount Disbursed (Rs.)	4,358,538	6,371,100	10,729,638	4.37
	Average Grant Size (Rs.)	19,357	19,767	19,562	
<b>Overall Total</b>	# of Beneficiary COs	2,895	2,895	2,895	100.00
	# of Beneficiary VOs	1,184	1,184	1,184	100.00
	# of Beneficiary Hhds	12,327	14,273	13,300	100.00
	Amount Disbursed (Rs.)	105,644,722	140,040,678	245,685,400	100.00
	Average Grant Size (Rs.)	9,218	9,251	9,235	

7. The UCBPRP also includes a component whereby youth from extremely poor and chronically poor households will be identified and provided scholarships for receiving Vocational Trainings. During the month of March 563 participants given training and as of March, 2010 a total of 7,664 participants had been trained in 31 different trades.
8. Under the project, 50% of the villages having a VO are to given one scheme of Community Physical Infrastructure (CPI), which may include sanitation and drinking water supply as a grant. As of March, 2010 a total of 663 schemes had been initiated of which 146 schemes have been completed. Under these schemes, 3,552 man-days of skilled labour and 9,156 man-days of unskilled labour have been provided a guaranteed employment to the villagers.
9. Shelter support is being provided in terms of Low Cost Houses to the extremely poorest households who live in thatched huts and require shelter. As of March, 2010 construction on a total of 2,064 LCHS had been initiated and 240 have been completed and the households are residing in them.
10. To enhance the productivity of poor farmers in Agriculture and Livestock the trainings are being given by UCBPRP besides undertaking of R&D that focuses mainly upon Agriculture and Livestock. Water use efficiencies are quite low in the irrigation systems that are applied in the two Districts. The concept of "More Crop per Drop" is being used as a guiding beacon through use of Drip Water Management for better irrigation to enhance the productivity in Agriculture sector for the poor communities.
11. Since majority of the rural women are involved in both Agriculture and Livestock rearing activities, in order to efficiently and effectively increase their production capacity and to build the skills in the Project has planned to train 1,300 VO members in "Productivity Enhancement especially in Agriculture sector" through 10 days extensive trainings in modern farm management techniques, use of tunnels for growing off-season crops, etc. As of March, a total of 244 VO members have been trained in Agriculture & Livestock sector and 800 Family Nutrition Kits (FNK) had also been installed at household level.

## Union Council Based Poverty Reduction Programme

12. UCBPRP also has started an education project in both the districts and this project will be implemented in 300 schools of selected UCs. As of March, 2010, 17 Girls Primary Schools and 32 Boys Primary Schools non functional schools had been functionalized in which 1,399 boys and 1,773 girls have been freshly enrolled. 8 second shift girls school with 269 girls enrollment and 5 Early Child Hood Centers have also been established.
13. Another initiative of UCBPRP is training of Traditional Birth Attendant (TBA) which relates to health care and knowledge of poor women regarding the pregnancy and ante-natal care. Under this intervention or activity as of March, 2010, total 1,798 poor women/participants had been trained under this activity.
14. Provision of micro health insurance is to provide a social safety net to 56,541 households who lie in the 0-18 poverty band. The service package with a ceiling of RS.25000/ per person per year includes OPD, day care, diagnostic services, and hospitalization (for more than 24 hours' stay) and maternity care. The package also includes accidental cover (disability compensation) and financial support of a sum of Rs.25000/ as Funeral Charges in case of death of a bread winner of the family. As of March, 2010, 43,000 Households with 267,500 beneficiaries had been insured in both districts.

## Union Council Based Poverty Reduction Programme

### Progress of District Kandhkot-Kashmore & Shikarpur at a glance

Overall Progress				
Project Targets( Feb 2009 to June 2011) Versus Achievements (Feb 2009 to March 2010)				
S. No	Activity	Over All Project Targets	Achievement as of March, 2010	% Achieved
1	Poverty Score Card	87	87	100.00
2	UCs Covered	87	73	83.91
3	Households Organized	180,592	170,818	94.59
4	CO Formation	12,039	9,772	81.17
5	VO Formation	4,200	3,088	73.52
6	Income Generating Grants	4,305	2,430	56.45
7	Community Investment Fund	42,915	26,600	61.98
8	Vocational Training Programme	21,000	7,897	37.60
9	Community Physical Infrastructure	2,100	663	31.57
10	Low Cost Village Improvement	140	56	40.00
11	Low Cost Housing Scheme	6,000	2,064	34.40
12	CMST & Book Keeping Training	24,079	9,341	38.79
13	CIF Need Identification Training	12,039	4,719	39.20
14	VO Mgt & Planning Training	8,400	7,091	84.42
15	VO CIF Training	8,400	4,854	57.79
16	VO Book Keeping Training	8,400	4,959	59.04
17	Experience Sharing Workshop	117,024	21,966	18.77
18	Productivity Enhancement Training	1,380	244	17.68
19	Traditional Birth Attendants Training	4,200	1,798	42.81

## Union Council Based Poverty Reduction Programme

### Progress of District Kandhkot-Kashmore & Shikarpur at a glance

<b>District wise Achievements</b>											
Activity	District	Project Target	As of February, 2010			March, 2010			Cumulative as of March, 2010		
			Target	Achieved	% Achieved	Target	Achieved	% Achieved	Target	Achieved	% Achieved
Poverty Score Card	Shikarpur	50	50	50	100.00	-	-	0.00	50	50	100.00
	Kashmore	37	37	37	100.00	-	-	0.00	37	37	100.00
<b>Sub – Total</b>		<b>87</b>	<b>87</b>	<b>87</b>	<b>100.00</b>	<b>-</b>	<b>-</b>	<b>0.00</b>	<b>87</b>	<b>87</b>	<b>100.00</b>
U.C Covered	Shikarpur	50	42	42	100.00	-	-	0.00	42	42	100.00
	Kashmore	37	30	31	103.33	-	-	0.00	30	31	103.33
<b>Sub – Total</b>		<b>87</b>	<b>72</b>	<b>73</b>	<b>101.39</b>	<b>-</b>	<b>-</b>	<b>0.00</b>	<b>72</b>	<b>73</b>	<b>101.39</b>
Households Organized	Shikarpur	103,789	94,561	90,853	96.08	9,228	4,143	44.90	103,789	94,996	91.53
	Kashmore	76,803	69,211	69,982	101.11	6,402	5,840	91.22	75,613	75,822	100.28
<b>Sub – Total</b>		<b>180,592</b>	<b>163,772</b>	<b>160,835</b>	<b>98.21</b>	<b>15,630</b>	<b>9,983</b>	<b>63.87</b>	<b>179,402</b>	<b>170,818</b>	<b>95.22</b>
CO Formation	Shikarpur	6,919	6,303	5,173	82.07	615	246	40.00	6,918	5,419	78.33
	Kashmore	5,120	5,181	4,065	78.46	1,055	288	27.30	6,236	4,353	69.80
<b>Sub – Total</b>		<b>12,039</b>	<b>11,484</b>	<b>9,238</b>	<b>80.44</b>	<b>1,670</b>	<b>534</b>	<b>31.98</b>	<b>13,154</b>	<b>9,772</b>	<b>74.29</b>
Village Organizations Formed	Shikarpur	2,414	2,206	1,576	71.44	208	43	20.67	2,414	1,619	67.07
	Kashmore	1,786	1,900	1,351	71.11	439	118	26.88	2,339	1,469	62.80
<b>Sub – Total</b>		<b>4,200</b>	<b>4,106</b>	<b>2,927</b>	<b>71.29</b>	<b>647</b>	<b>161</b>	<b>24.88</b>	<b>4,753</b>	<b>3,088</b>	<b>64.97</b>
Households to be Given Income Generating Grants	Shikarpur	2,474	1,930	1,349	69.90	172	-	0.00	2,102	1,349	64.18
	Kashmore	1,831	1,821	1,081	59.36	479	-	0.00	2,300	1,081	47.00
<b>Sub – Total</b>		<b>4,305</b>	<b>3,751</b>	<b>2,430</b>	<b>64.78</b>	<b>651</b>	<b>-</b>	<b>0.00</b>	<b>4,402</b>	<b>2,430</b>	<b>55.20</b>
Households to be Given Community Investment Fund	Shikarpur	24,664	13,853	15,719	113.47	1,374	-	0.00	15,227	15,719	103.23
	Kashmore	18,251	10,975	10,881	99.14	389	-	0.00	11,364	10,881	95.75
<b>Sub – Total</b>		<b>42,915</b>	<b>24,828</b>	<b>26,600</b>	<b>107.14</b>	<b>1,763</b>	<b>-</b>	<b>0.00</b>	<b>26,591</b>	<b>26,600</b>	<b>100.03</b>
Households to be Given Scholarship for Vocational Training	Shikarpur	12,069	5,223	4,353	83.34	527	271	51.42	5,750	4,624	80.42
	Kashmore	8,931	3,770	2,981	79.07	1,274	292	22.92	5,044	3,273	64.89
<b>Sub – Total</b>		<b>21,000</b>	<b>8,993</b>	<b>7,334</b>	<b>81.14</b>	<b>1,801</b>	<b>563</b>	<b>31.26</b>	<b>10,794</b>	<b>7,897</b>	<b>73.16</b>
Villages to be Give Drinking Water Supply Schemes as CPI	Shikarpur	1,207	485	393	81.03	66	-	0.00	551	393	71.32
	Kashmore	893	358	270	75.42	182	-	0.00	540	270	50.00
<b>Sub – Total</b>		<b>2,100</b>	<b>843</b>	<b>663</b>	<b>78.65</b>	<b>248</b>	<b>-</b>	<b>0.00</b>	<b>1,091</b>	<b>663</b>	<b>60.77</b>



## Union Council Based Poverty Reduction Programme

Locations to improved under Low Cost Village Improvement Scheme	Shikarpur	80	43	44	102.33	-	-	0.00	43	44	102.33
	Kashmore	60	12	12	100.00	-	-	0.00	12	12	100.00
<b>Sub – Total</b>		<b>140</b>	<b>55</b>	<b>56</b>	<b>101.82</b>	<b>-</b>	<b>-</b>	<b>0.00</b>	<b>55</b>	<b>56</b>	<b>101.82</b>
Low Cost Housing	Shikarpur	3,000	1,332	1,018	76.43	166	-	0.00	1,498	1,018	67.96
	Kashmore	3,000	1,255	1,046	83.35	229	-	0.00	1,484	1,046	70.49
<b>Sub – Total</b>		<b>6,000</b>	<b>2,587</b>	<b>2,064</b>	<b>79.78</b>	<b>395</b>	<b>-</b>	<b>0.00</b>	<b>2,982</b>	<b>2,064</b>	<b>69.22</b>
CO members trained in management skills and book keeping	Shikarpur	13,838	8,916	4,838	54.26	1,230	960	78.05	10,146	5,798	57.15
	Kashmore	10,241	10,131	2,913	28.75	4,597	630	13.70	14,728	3,543	24.06
<b>Sub – Total</b>		<b>24,079</b>	<b>19,047</b>	<b>7,751</b>	<b>40.69</b>	<b>5,827</b>	<b>1,590</b>	<b>27.29</b>	<b>24,874</b>	<b>9,341</b>	<b>37.55</b>
CO members trained in CIF Need Identification	Shikarpur	6,919	6,303	2,415	38.32	615	473	76.91	6,918	2,888	41.75
	Kashmore	5,120	7,809	1,457	18.66	3,636	374	10.29	11,445	1,831	16.00
<b>Sub – Total</b>		<b>12,039</b>	<b>14,112</b>	<b>3,872</b>	<b>27.44</b>	<b>4,251</b>	<b>847</b>	<b>19.92</b>	<b>18,363</b>	<b>4,719</b>	<b>25.70</b>
No. of Participants Trained in VO Management & Planning Training	Shikarpur	4,828	4,413	3,828	86.74	416	238	57.21	4,829	4,066	84.20
	Kashmore	3,572	3,766	2,742	72.81	833	283	33.97	4,599	3,025	65.78
<b>Sub – Total</b>		<b>8,400</b>	<b>8,179</b>	<b>6,570</b>	<b>80.33</b>	<b>1,249</b>	<b>521</b>	<b>41.71</b>	<b>9,428</b>	<b>7,091</b>	<b>75.21</b>
No. of Participants Trained in VO CIF Appraisal and Usage Training	Shikarpur	4,828	4,413	2,688	60.91	416	212	50.96	4,829	2,900	60.05
	Kashmore	3,572	3,264	1,856	56.86	1,798	98	5.45	3,264	1,954	59.87
<b>Sub – Total</b>		<b>8,400</b>	<b>7,677</b>	<b>4,544</b>	<b>59.19</b>	<b>2,214</b>	<b>310</b>	<b>14.00</b>	<b>8,093</b>	<b>4,854</b>	<b>59.98</b>
No. of Participants Trained in VO Book Keeping Training (No of Pax)	Shikarpur	4,828	4,413	2,619	59.35	416	147	35.34	4,829	2,766	57.28
	Kashmore	3,572	4,629	1,879	40.59	1,618	314	19.41	6,247	2,193	35.10
<b>Sub – Total</b>		<b>8,400</b>	<b>9,042</b>	<b>4,498</b>	<b>49.75</b>	<b>2,034</b>	<b>461</b>	<b>22.66</b>	<b>11,076</b>	<b>4,959</b>	<b>44.77</b>
Experience Sharing Workshops	Shikarpur	67,255	15,835	11,799	74.51	2,288	2,492	108.92	18,123	14,291	78.86
	Kashmore	49,769	10,024	3,657	36.48	9,222	4,018	43.57	19,246	7,675	39.88
<b>Sub – Total</b>		<b>117,024</b>	<b>25,859</b>	<b>15,456</b>	<b>59.77</b>	<b>2,288</b>	<b>6,510</b>	<b>284.53</b>	<b>28,147</b>	<b>21,966</b>	<b>78.04</b>
No. of Participants Trained in Productivity Enhancement Training	Shikarpur	793	264	117	44.32	66	-	0.00	330	117	35.45
	Kashmore	587	196	127	64.80	168	-	0.00	364	127	34.89
<b>Sub – Total</b>		<b>1,380</b>	<b>460</b>	<b>244</b>	<b>53.04</b>	<b>-</b>	<b>-</b>	<b>0.00</b>	<b>460</b>	<b>244</b>	<b>53.04</b>
No. of Participants Trained in TBA Training	Shikarpur	793	1,072	931	86.85	134	176	131.34	1,206	1,107	91.79
	Kashmore	587	933	566	60.66	329	125	37.99	1,262	691	54.75
<b>Sub – Total</b>		<b>1,380</b>	<b>2,005</b>	<b>1,497</b>	<b>74.66</b>	<b>373</b>	<b>301</b>	<b>80.70</b>	<b>2,378</b>	<b>1,798</b>	<b>75.61</b>

## Union Council Based Poverty Reduction Programme

### Progress of District Kandhkot-Kashmore & Shikarpur at a glance

<b>Activity Wise Targets Versus Achievement as of March, 2010</b>											
S. No	Activity	Project Target	As of February, 2009			March, 2010			Cumulative as of March, 2010		
			Target	Achieved	% Achieved	Target	Achieved	% Achieved	Target	Achieved	% Achieved
1	Poverty Score Card	87	87	<b>87</b>	100.00	-	-	-	87	87	100.00
2	UCs Covered	87	87	<b>73</b>	83.91	-	-	-	87	73	83.91
3	Households Organized	180,592	163,772	<b>160,835</b>	98.21	15,630	9,983	64	179,402	170,818	95.22
4	CO Formation	12,039	11,484	<b>9,238</b>	80.44	1,670	534	32	13,154	9,772	74.29
5	VO Formation	4,200	4,106	<b>2,927</b>	71.29	647	161	25	4,753	3,088	64.97
6	Income Generating Grants	4,305	3,751	<b>2,430</b>	64.78	651	-	-	4,402	2,430	55.20
7	Community Investment Fund	42,915	24,828	<b>26,600</b>	107.14	1,763	-	-	26,591	26,600	100.03
8	Vocational Training Programme	21,000	8,993	<b>7,334</b>	81.14	1,801	563	31	10,794	7,897	73.16
9	Community Physical Infrastructure	2,100	843	<b>663</b>	78.65	248	-	-	1,091	663	60.77
10	Low Cos Village Improvement	140	55	<b>56</b>	101.82	-	-	-	55	56	101.82
11	Low Cost Housing Scheme	6,000	2,587	<b>2,064</b>	79.78	395	-	-	2,982	2,064	69.22
12	CMST & Book Keeping Training	24,079	19,047	<b>7,751</b>	40.69	5,827	1,590	27	24,874	9,341	37.55
13	CIF Need Identification Training	12,039	14,112	<b>3,872</b>	27.44	4,251	847	20	18,363	4,719	25.70
14	VO Mgt & Planning Training	8,400	8,179	<b>6,570</b>	80.33	1,249	521	42	9,428	7,091	75.21
15	VO CIF Training	8,400	7,677	<b>4,544</b>	59.19	2,214	310	14	8,093	4,854	59.98
16	VO Book Keeping Training	8,400	9,042	<b>4,498</b>	49.75	2,034	461	23	11,076	4,959	44.77
17	Experience Sharing Workshop	117,024	25,859	<b>15,456</b>	59.77	2,288	6,510	285	28,147	21,966	78.04
18	Productivity Enhancement Training	1,380	460	<b>244</b>	53.04	-	-	-	460	244	53.04
19	Traditional Birth Attendants Training	4,200	2,005	<b>1,497</b>	74.66	373	301	81	2,378	1,798	75.61

## Union Council Based Poverty Reduction Programme

### Achievements

#### **Poverty Score Card Results after Households Verification**

Being the unique programme that it is, the UCBPRP rests its entire rationale on being able to identify the poorest for which identification of poor for targeting is done under four quartiles/bands through the Poverty Score Card (PSC) Survey process which is recognized by international donor agencies and the Government of Pakistan as being a well established and tested method for doing so.

The Project on commencement of its activities had carried out the Poverty Score Card Survey in February 2009. The findings of this survey have subsequently been verified through visits to each household by the project staff. The identification of the poor as of March, 2010 after the verification of the PSC results is as under:-

District	Type of UC	No. of UCs	Score Range (0-11)	Score Range (12-18)	Score Range (19-23)	Score Range (24-100)	Total	
Shikarpur	Rural	42	23,036	22,235	22,384	57,721	125,376	
		%age	18.37	17.73	17.85	46.04	100.00	
	Urban	8	729	513	950	19,214	21,406	
		%age	3.41	2.40	4.44	89.76	100.00	
	<b>Total</b>		<b>50</b>	<b>23,765</b>	<b>22,748</b>	<b>23,334</b>	<b>76,935</b>	<b>146,782</b>
		%age		<b>16.19</b>	<b>15.50</b>	<b>15.90</b>	<b>52.41</b>	<b>100.00</b>
Kashmore - Kandhkot	Rural	31	15,514	19,018	15,265	54,999	104,796	
		%age	14.80	18.15	14.57	52.48	100.00	
	Urban	6	1,092	1,871	1,609	10,381	14,953	
		%age	7.30	12.51	10.76	69.42	100.00	
	<b>Total</b>		<b>37</b>	<b>16,606</b>	<b>20,889</b>	<b>16,874</b>	<b>65,380</b>	<b>119,749</b>
		%age		<b>13.87</b>	<b>17.44</b>	<b>14.09</b>	<b>54.60</b>	<b>100.00</b>
<b>Grand Total</b>	Rural	73	38,550	41,253	37,649	112,720	230,172	
		%age	16.75	17.92	16.36	48.97	100.00	
	Urban	14	1,821	2,384	2,559	29,595	36,359	
		%age	5.01	6.56	7.04	81.40	100.00	
	<b>Total</b>		<b>87</b>	<b>40,371</b>	<b>43,637</b>	<b>40,208</b>	<b>142,315</b>	<b>266,531</b>
		%age		<b>15.15</b>	<b>16.37</b>	<b>15.09</b>	<b>53.40</b>	<b>100.00</b>

#### **Household Organized:**

Once identified, it is critical to organize the poor through the process of social mobilization. Social Mobilization unleashes their potential and they become empowered to understand and undertake specific development activities designated specifically for each band. Keeping this aspect in view, the Project has used the social mobilization approach to organize rural communities in order to provide the targeted households with essential products meant for each specific band. The households identified under the PSC are thus being organized at Para/Mohalla level into Community Organizations (COs) and at village level into Village Organizations (VOs) in both the Districts.

As of March, 2010, a total of 170,818 households had been organized and fostered into 9,772 COs and which have been federated into 3,088 VOs.

## Union Council Based Poverty Reduction Programme

PSC wise HH Organised as of March, 2010						
District	No of UCs	0-11	12-18	19-23	24-100	Total
Kashmore	32	16,419	18,974	14,217	26,212	75,822
Shikarpur	42	21,154	21,919	21,380	30,543	94,996
<b>Total</b>	<b>74</b>	<b>37,573</b>	<b>40,789</b>	<b>35,597</b>	<b>56,433</b>	<b>170,818</b>

District Name	CO & VO Formation as of March, 2010					
	Community Organizations Formed			Village Organizations Formed		
	As of Feb 2010	During March 2010	Cumulative Total	As of Feb 2010	During March 2010	Cumulative Total
Shikarpur	5,173	246	5,419	1,576	43	1,619
Kashmore-Kandhkot	4,065	288	4,353	1,351	118	1,469
<b>Total</b>	<b>9,238</b>	<b>534</b>	<b>9,772</b>	<b>2,927</b>	<b>161</b>	<b>3,088</b>

The CO remains the ideal organization for identifying potential recipients for various household level interventions under each PSC band, while the VO is responsible for carrying out common development work at the village level, it is very much essential that the capacity building of office bearers of both the COs and VOs is carried out to make them fully functional because unless this is not done an effective mechanism for delivery and monitoring of services through these two tiers of social mobilization cannot be developed.

As such, the project as part of human resource development of these two tiers has imparted the following trainings for the capacity building of the office bearers of the COs and VOs:-

Community Organizations (COs)	Community Management Skills Training (CMST) also includes Book-keeping for Community Organizations
	CIF Need Identification Training
Village Organizations (VOs)	VO Management and Planning Training
	VO Book-keeping Training
	VO CIF Appraisal and Usage Monitoring Training

**Community Organization's Capacity Building:** As of March, 2010, under the CO capacity building component, 14,060 participants from different community organizations have been trained in both the Districts.

CO Capacity Building							
District	Union Councils Covered	Community Management Skills Training			CIF Need Identification Training		
		As of Feb 2010	During March 2010	Cumulative Total	As of Feb 2010	During March 2010	Cumulative Total
Kandhkot-Kashmore	32	2,913	630	3,543	1,457	374	1,831
Shikarpur	42	4,838	960	5,798	2,415	473	2,888
<b>Total</b>	<b>74</b>	<b>7,751</b>	<b>1,590</b>	<b>9,341</b>	<b>3,872</b>	<b>847</b>	<b>4,719</b>

## Union Council Based Poverty Reduction Programme

**Village Organization's Capacity Building:** As of March, 2010, in the VO capacity building component, overall 18,513 participants from different village organizations have been trained at various locations in both the Districts.

VO Capacity Building						
Training	Shikarpur			Kandhkot-Kashmore		
	As of Feb 2010	During March 2010	Cumulative Total	As of Feb 2010	During March 2010	Cumulative Total
Management & Planning Training	4,413	238	4,651	3,766	283	4,049
Book Keeping Training	2,619	147	2,766	1,879	314	2,193
CIF Appraisal & Usage Monitoring	2,688	212	2,900	1,856	98	1,954
<b>Total</b>	<b>9,720</b>	<b>597</b>	<b>10,317</b>	<b>7,501</b>	<b>695</b>	<b>8,196</b>

**Income Generating Grants (IGG):** The lowest band of extremely poor or the poorest of the poor (PSC Category 0-11) consists of widows or people with chronic disabilities. They lack productive assets and are dependent on others for even food and are therefore generally food strapped. Hence any financial assistance provided in cash is by and large consumed. Social mobilization ensures monitoring of income generating grants and ensures that they will not be sold or consumed. The grant amount for the UCBPRP has an upper ceiling of maximum of Rs.20, 000 per household.

As of March, 2010, a total of Rs.21.419 millions grant had been disbursed among 2,430 women according to PSC range 0 to 11 and most of the grant amount had been used for purchasing Livestock.

Purpose of Grant		District Kandhkot-Kashmore			District Shikarpur			Total 2 Districts		
		As of Feb 2010	During March 2010	Cumulative Total	As of Feb 2010	During March 2010	Cumulative Total	As of Feb 2010	During March 2010	Cumulative Total
Individual Enterprise	No of Beneficiary COs	64	-	64	61	-	61	125	-	125
	No of Beneficiary VOs	30	-	30	65	-	65	95	-	95
	No of Beneficiary Hhds	109	-	109	175	-	175	284	-	284
	Amount Disbursed	1,018,500	-	1,018,500	1,460,500	-	1,460,500	2,479,000	-	2,479,000
	Average Grant Size	9,344	-	9,344	8,346	-	8,346	8,729	-	8,729
Agriculture	No of Beneficiary COs	26	-	26	194	-	194	220	-	220
	No of Beneficiary VOs	12	-	12	26	-	26	38	-	38
	No of Beneficiary Hhds	43	-	43	54	-	54	97	-	97
	Amount Disbursed	407,400	-	407,400	449,500	-	449,500	856,900	-	856,900
	Average Grant Size	9,474	-	9,474	8,324	-	8,324	8,834	-	8,834
Purchase of	No of Beneficiary	557	-	557	1,242	-	1,242	1,799	-	1,799

## Union Council Based Poverty Reduction Programme

Livestock	COs									
	No of Beneficiary VOs	266	-	266	560	-	560	826	-	826
	No of Beneficiary Hhds	929	-	929	1,120	-	1,120	2,049	-	2,049
	Amount Disbursed	8,759,100	-	8,759,100	9,324,900	-	9,324,900	18,084,000	-	18,084,000
	Average Grant Size	9,429	-	9,429	8,326	-	8,326	8,826	-	8,826
Overall Total	No of Beneficiary COs	647	-	647	1,497	-	1,497	2,144	-	2,144
	No of Beneficiary VOs	308	-	308	651	-	651	959	-	959
	No of Beneficiary Hhds	1,081	-	1,081	1,349	-	1,349	2,430	-	2,430
	Amount Disbursed	10,185,000	-	10,185,000	11,234,900	-	11,234,900	21,419,900	-	21,419,900
	Average Grant Size	9,422	-	9,422	8,328	-	8,328	8,815	-	8,815

**Community Investment Fund (CIF):** The band of "chronically poor" which consists of poor (PSC Category 0-18) have an ability to earn incomes but lack productive assets. They earn a living for themselves and therefore do not need grants. However, their ability to repay the interest on any kind of loans is very limited and therefore the most appropriate intervention is setting up of a village based revolving fund at the community level called "Community Investment Fund" or CIF'. The CIF is managed by an organized community and provides interest free loans up to a ceiling of Rs. 20,000 per household for 0-11 households and Rs.25,000 per household for 12-18 households in this band.

Community Investment Fund for 0-11 Households										
Purpose of CIF		District Kandhkot-Kashmore			District Shikarpur			Total 2 Districts		
		As of Feb 2010	During March 2010	Cumulative Total	As of Feb 2010	During March 2010	Cumulative Total	As of Feb 2010	During March 2010	Cumulative Total
Individual Enterprise	No of Beneficiary COs	115	-	115	281	-	281	396	-	396
	No of Beneficiary VOs	45	-	45	142	-	142	187	-	187
	No of Beneficiary Hhds	502	-	502	1,275	-	1,275	1,777	-	1,777
	Amount Disbursed	4,740,768	-	4,740,768	10,793,952	-	10,793,952	15,534,720	-	15,534,720
	Average CIF Loan Size	10,154	-	10,154	9,103	-	9,103	19,257	-	19,257
Purchase of Livestock	No of Beneficiary COs	1,124	-	1,124	1,230	-	1,230	2,354	-	2,354
	No of Beneficiary VOs	395	-	395	541	-	541	936	-	936
	No of Beneficiary Hhds	4,844	-	4,844	5,218	-	5,218	10,062	-	10,062
	Amount Disbursed	42,416,742	-	42,416,742	43,334,722	-	43,334,722	85,751,464	-	85,751,464
	Average CIF Loan Size	9,415	-	9,415	8,938	-	8,938	18,353	-	18,353
Purchase of Agricultural Inputs	No of Beneficiary COs	63	-	63	82	-	82	145	-	145
	No of Beneficiary VOs	25	-	25	36	-	36	61	-	61

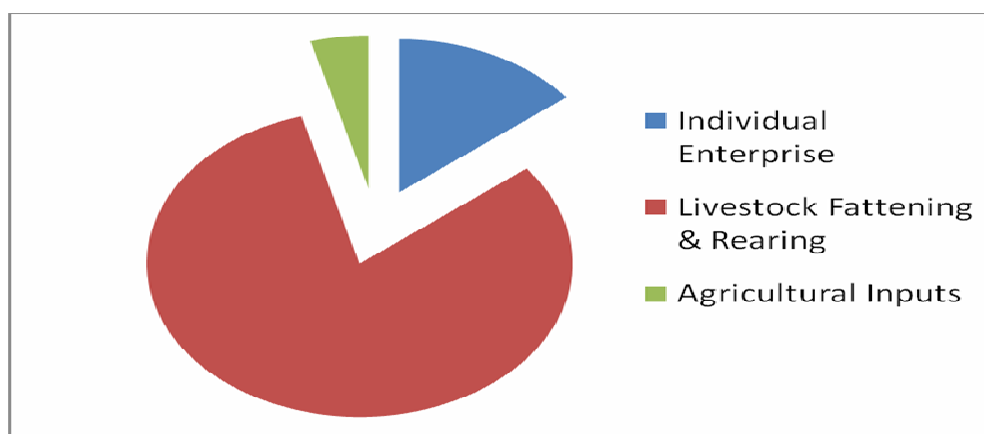
## Union Council Based Poverty Reduction Programme

	No of Beneficiary Hhds	232	-	232	256	-	256	488	-	488
	Amount Disbursed	2,416,140	-	2,416,140	1,942,398	-	1,942,398	4,358,538	-	4,358,538
	Average CIF Loan Size	11,198	-	11,198	8,159	-	8,159	19,357	-	19,357
<b>Overall Total</b>	<b>No of Beneficiary COs</b>	<b>1,302</b>	<b>-</b>	<b>1,302</b>	<b>1,593</b>	<b>-</b>	<b>1,593</b>	<b>2,895</b>	<b>-</b>	<b>2,895</b>
	<b>No of Beneficiary VOs</b>	<b>465</b>	<b>-</b>	<b>465</b>	<b>719</b>	<b>-</b>	<b>719</b>	<b>1,184</b>	<b>-</b>	<b>1,184</b>
	<b>No of Beneficiary Hhds</b>	<b>5,578</b>	<b>-</b>	<b>5,578</b>	<b>6,749</b>	<b>-</b>	<b>6,749</b>	<b>12,327</b>	<b>-</b>	<b>12,327</b>
	<b>Amount Disbursed</b>	<b>49,573,650</b>	<b>-</b>	<b>49,573,650</b>	<b>56,071,072</b>	<b>-</b>	<b>56,071,072</b>	<b>105,644,722</b>	<b>-</b>	<b>105,644,722</b>
	<b>Average CIF Loan Size</b>	<b>9,556</b>	<b>-</b>	<b>9,556</b>	<b>8,939</b>	<b>-</b>	<b>8,939</b>	<b>9,218</b>	<b>-</b>	<b>9,218</b>

<b>Community Investment Fund for 12-18 Households</b>										
Purpose of CIF		District Kandhkot-Kashmore			District Shikarpur			Total 2 Districts		
		As of Feb 2010	During March 2010	Cumulative Total	As of Feb 2010	During March 2010	Cumulative Total	As of Feb 2010	During March 2010	Cumulative Total
Individual Enterprise	No of Beneficiary COs	123	-	123	263	-	263	386	-	386
	No of Beneficiary VOs	43	-	43	115	-	115	158	-	158
	No of Beneficiary Hhds	493	-	493	1,541	-	1,541	2,034	-	2,034
	Amount Disbursed	5,209,937	-	5,209,937	14,578,857	-	14,578,857	19,788,794	-	19,788,794
	Average CIF Loan Size	9,876	-	9,876	8,842	-	8,842	18,718	-	18,718
Purchase of Livestock	No of Beneficiary COs	1,121	-	1,121	1,263	-	1,263	2,384	-	2,384
	No of Beneficiary VOs	392	-	392	556	-	556	948	-	948
	No of Beneficiary Hhds	4,545	-	4,545	7,007	-	7,007	11,552	-	11,552
	Amount Disbursed	47,605,263	-	47,605,263	66,275,521	-	66,275,521	113,880,784	-	113,880,784
	Average CIF Loan Size	9,788	-	9,788	8,975	-	8,975	18,763	-	18,763
Purchase of Agricultural Inputs	No of Beneficiary COs	58	-	58	67	-	67	125	-	125
	No of Beneficiary VOs	30	-	30	48	-	48	78	-	78
	No of Beneficiary Hhds	265	-	265	422	-	422	687	-	687
	Amount Disbursed	3,017,400	-	3,017,400	3,353,700	-	3,353,700	6,371,100	-	6,371,100
	Average CIF Loan Size	10,635	-	10,635	9,132	-	9,132	19,767	-	19,767
<b>Overall Total</b>	<b>No of Beneficiary COs</b>	<b>1,302</b>	<b>-</b>	<b>1,302</b>	<b>1,593</b>	<b>-</b>	<b>1,593</b>	<b>2,895</b>	<b>-</b>	<b>2,895</b>
	<b>No of Beneficiary VOs</b>	<b>465</b>	<b>-</b>	<b>465</b>	<b>719</b>	<b>-</b>	<b>719</b>	<b>1,184</b>	<b>-</b>	<b>1,184</b>
	<b>No of Beneficiary Hhds</b>	<b>5,303</b>	<b>-</b>	<b>5,303</b>	<b>8,970</b>	<b>-</b>	<b>8,970</b>	<b>14,273</b>	<b>-</b>	<b>14,273</b>
	<b>Amount Disbursed</b>	<b>55,832,600</b>	<b>-</b>	<b>55,832,600</b>	<b>84,208,078</b>	<b>-</b>	<b>84,208,078</b>	<b>140,040,678</b>	<b>-</b>	<b>140,040,678</b>
	<b>Average CIF Loan Size</b>	<b>9,839</b>	<b>-</b>	<b>9,839</b>	<b>8,903</b>	<b>-</b>	<b>8,903</b>	<b>9,251</b>	<b>-</b>	<b>9,251</b>

## Union Council Based Poverty Reduction Programme

The CIF is therefore a programme which increases the confidence and empowerment of the poorest of rural women by providing them access to flexible micro loans. As of March, 2010, a total of Rs.245.68 millions Community Investment Funds had been disbursed among 26,600 women for various purposes, such as for Livestock, Agriculture and Enterprises.



The utilization of CIF in the two districts can be summarized as below:-

CIF Utilization Sector	Dist. Shikarpur		Dist. Kandhkot		Total Beneficiaries	%age
	No. of Beneficiaries	%age	No. of Beneficiaries	%age		
Enterprise (Small Shops, Cabins, Sewing & Embroidery Machines, Fruit & Vegetable Carts, Donkey Carts, Quinqui, Cloth Shop, Rickshaw, Fish Shops, Rilli & Cap Making)	2,816	17.91	995	9.14	3,811	14.33
Livestock (Fattening & Rearing)	12,225	77.77	9,389	86.29	21,614	81.26
Agriculture (Agri. inputs, Seeds, Fertilizers and Pesticides)	678	4.31	497	4.57	1,175	4.42
<b>Total</b>	<b>15,719</b>	<b>100.00</b>	<b>10,881</b>	<b>100.00</b>	<b>26,600</b>	<b>100.00</b>

The return of CIF disbursed had become effective from October 2009 and its recovery position as of March 2010 is as below:-

Month	Dist. Kandhkot		Dist. Shikarpur		Total	
	Recovery Due	Amount Recovered	Recovery Due	Amount Recovered	Recovery Due	Amount Recovered
Oct-09	-	58,000	644,100	340,700	644,100	398,700
Nov-09	-	29,000	338,800	2,026,650	338,800	2,055,650
Dec-09	-	596,000	6,833,900	5,560,579	6,833,900	6,156,579
Jan-10	-	380,000	1,677,200	1,624,656	1,677,200	2,004,656
Feb-10	-	380,500	674,900	1,825,876	674,900	2,206,376
Mar-10	1,350,500	960,500	1,408,200	2,380,840	2,758,700	3,341,340
<b>Total</b>	<b>1,350,500</b>	<b>2,404,000</b>	<b>11,577,100</b>	<b>13,759,301</b>	<b>12,927,600</b>	<b>16,163,301</b>



## Union Council Based Poverty Reduction Programme

**Vocational Training:** In addition to the above mentioned two interventions i.e. income generating grants and CIF, households from 0-18 PSC Category are also offered a Rs. 17,500 scholarship for one of their children to enable him/her to get vocational training.

The scholarship is in kind and not in cash and this intervention allows the beneficiary family to have a decent bread earner in the family and thereby provide an opportunity for the entire family to move out of extreme poverty and enable them to have a substantial regular income.



As of March, 2010 a total of 7,664 participants in vocational training had been trained and new trades are also being introduced according to market demand.

Vocational Training for 0 - 18 Households				
		As of Feb 2010	During March 2010	Cumulative Total
<b>0-11 PSC</b>	No of Female Beneficiaries Trained	1,506	138	1,644
	No of Male Beneficiaries Trained	1,952	159	2,111
	<b>Total No of Beneficiaries Trained</b>	<b>3,458</b>	<b>297</b>	<b>3,755</b>
<b>12-18 PSC</b>	No of Female Beneficiaries Trained	1,704	81	1,785
	No of Male Beneficiaries Trained	2,172	185	2,357
	<b>Total No of Beneficiaries Trained</b>	<b>3,876</b>	<b>266</b>	<b>4,142</b>
<b>Overall Total</b>	No of Female Beneficiaries Trained	<b>3,210</b>	<b>219</b>	<b>3,429</b>
	No of Male Beneficiaries Trained	<b>4,124</b>	<b>344</b>	<b>4,468</b>
	<b>Total No of Beneficiaries Trained</b>	<b>7,334</b>	<b>563</b>	<b>7,897</b>

The abovementioned participants have been trained in the following 31 trades:-

Sl. #	Trade Name	Male Pax Trained	Female Pax Trained	Total Pax Trained
1	A/c Refrigeration	319	-	319
2	Applique Work	-	301	301
3	Arc Work	-	671	671
4	Auto Electrician	243	-	243
5	Auto Mechanic	182	-	182
6	Beautician	-	619	619
7	Building Electrician	352	-	352
8	Clew	36	-	36
9	CNG Kit Installation	99	-	99
10	Computer Hardware	489	-	489

## Union Council Based Poverty Reduction Programme

11	Computer Software	519	-	519
12	Dress Designing	122	-	122
13	Driving	125	-	125
14	Generator Repairing	187	-	187
15	HH Appliances Electronic	32	-	32
16	Heavy Machinery	39	-	39
17	Machine Embroidery	-	702	702
18	Medeical Store Attendent	19	-	19
19	Mobile Repairing	459	-	459
20	Moter winding	201	-	201
21	Motorcycle Repairing	376	-	376
22	Operation Theater Attendant	10	-	10
23	Plumbing	109	-	109
24	Rilli Making	-	239	239
25	Tailoring	239	759	998
26	Topi Making	-	138	138
27	Tractor Repairing	4	-	4
28	TV Repairing	2	-	2
29	Typing Sindhi Urdu	73	-	73
30	UPS Repairing & Manufacturing	85	-	85
31	Welding	147	-	147
	<b>Total</b>	<b>4,468</b>	<b>3,429</b>	<b>7,897</b>

### Tracer Studies on the Utilization of Vocational Trainings

In order to assess the utilization rate of the vocational trainings by the recipients, two Tracer Studies have so far been carried out. The first was an In-house study carried out by SRSO itself in October 2009 and the second was carried out by an external organization i.e. IBA Sukkur in February 2010. The salient findings of the two studies are summarized below:-

#### Tracer study (In House): October 2009

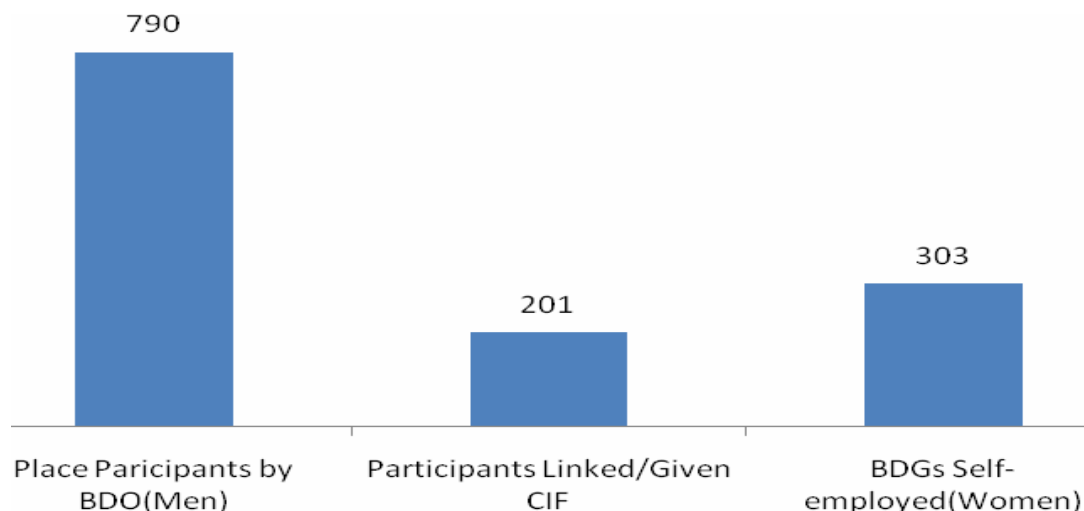
- Sample size 500 participants
- 47% participants are employed (Men 61 % & women 39 %)
- 98% have positive behavioral change
- Income increased up to 300%

#### Tracer study (IBA Sukkur): February 2010

- Sample size 444 participants 9% of total VTP graduates
- 68% participants are employed / self employed (Men 68% & women 32%)
- After graduation income has been generated by men Rs. 1,536/= & by women Rs. 2,800/= per month

## Union Council Based Poverty Reduction Programme

**Placement of Participants for Employment:** As of March, 2010 a total of 790 participants had been placed in Shikarpur & Kandhkot-Kashmore districts, while 201 of these participants who had been vocationally trained women have been given CIF & IGG.



### **Business Association Development Group (BADG)**

BADG is a group of women that works on marketable fabrics & crafts after receiving vocational training. Business Development Officer (BDO) serves as a bridge between market demands & BADG. BDO takes orders from market for the demanded material & BADG works on demand. This is originally to market their crafts under set mechanism of post training support by IRM for women who received vocational training under UCBPRP. In the month of February BDGs of 28 trained women made BDGs and organized this group of women works on marketable fabrics & crafts after having receiving vocational training. As of March, 2010, these groups have received commercial order for 800 shawls of embroidery and arc work from the market and organized group is currently working hard to deliver the finished product.

**Community Physical Infrastructure:** The project intends to provide 50% of the villages in its rural Union Councils with grants up to Rs.250,000 per Village Organization to complete missing infrastructure facilities such drinking water and sanitation. This intervention works in two ways. One, it provides guaranteed employment opportunity to the poor thereby offering a "guaranteed employment scheme through community physical infrastructures. It will also improve the prevailing situation in targeted villages. Since the community is being organized through social mobilization, implementation of these schemes will be community driven and no contractor will be involved. In addition, as in other SRSO implemented CPIs, the entire post completion O&M costs will be borne by the community thus resulting in savings on capital as well as future O&M



## Union Council Based Poverty Reduction Programme

costs. As of March, 2010 a total of 663 schemes had been initiated and 148 schemes had been completed.

### Employment Creation through CPIs:

Under the guaranteed employment scheme, the villagers implementing the schemes have benefitted as mentioned below:-

Type of Labour	Man-days Labour Provided	Amount earned	Average Amount Earned per Man-day
Skilled Labour	3,552	Rs.1,420,800	Rs.400.00
Unskilled Labour	9,156	Rs.1,831,200	Rs. 200.00

**Low Cost Houses:** Shelter support is being provided in terms of Low Cost Houses to the extremely poorest households who require shelter, by providing required technical and material support upto Rs.60,000/- to 5,000 rural households (15%) that are in the 0-11 category i.e. 2,500 households in each District.

The low cost houses are being constructed by the villagers themselves and comprise of the following:-

- a) Two room size 14' x 18'
- b) One covered verandah size 20' X 8'
- c) One small kitchen
- d) One small toilet and
- e) One small bathroom.



As of March, 2010 construction on a total of 2,064 Low Cost Houses costing 123,840,000 have been initiated and 240 of them have been completed with the beneficiary household now residing in these newly constructed houses.

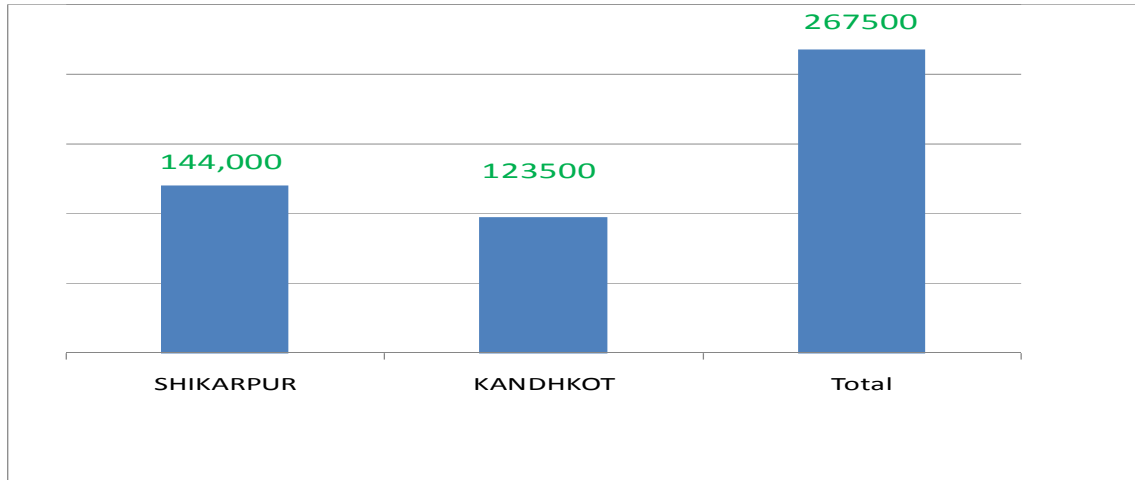
**Micro Health Insurance:** The Micro health insurance This package allows all family members irrespective of age to get hospitalization, accident and disability insurance for up to 25,000 each for day care, diagnostic services, and hospitalization (for more than 24 hours' stay) and obstetric care is being provided to 56,541 households that are in the 0-18 poverty band as a social safety net in order to pre-empt health accidents which result in reversal of the above mentioned poverty alleviation efforts because households people fall into vulnerability and poverty when one of their family members is hospitalized. The package also includes accidental cover (disability compensation) and financial support of a sum of Rs.25000/ as Funeral Charges in case of death of a bread winner of the family.



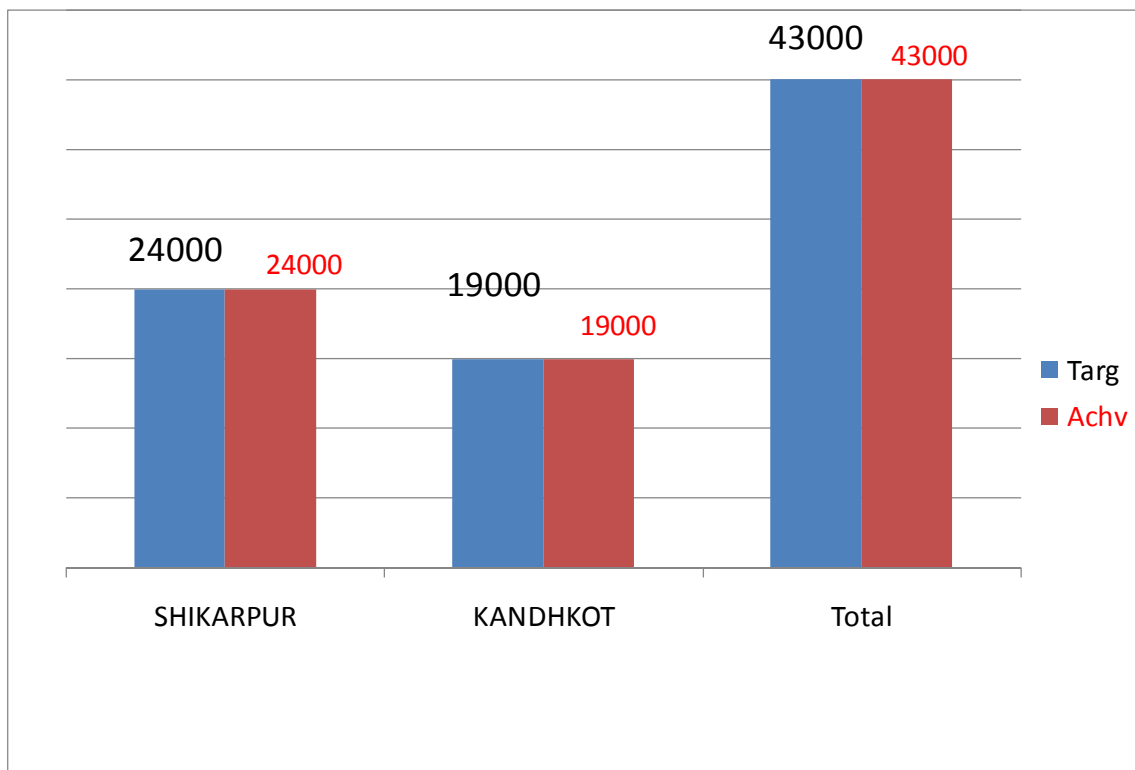
As of March, 2010 a total of 43,000 households had been insured through Adamjee Insurance in both districts.

## Union Council Based Poverty Reduction Programme

### No of Insurance Beneficiaries

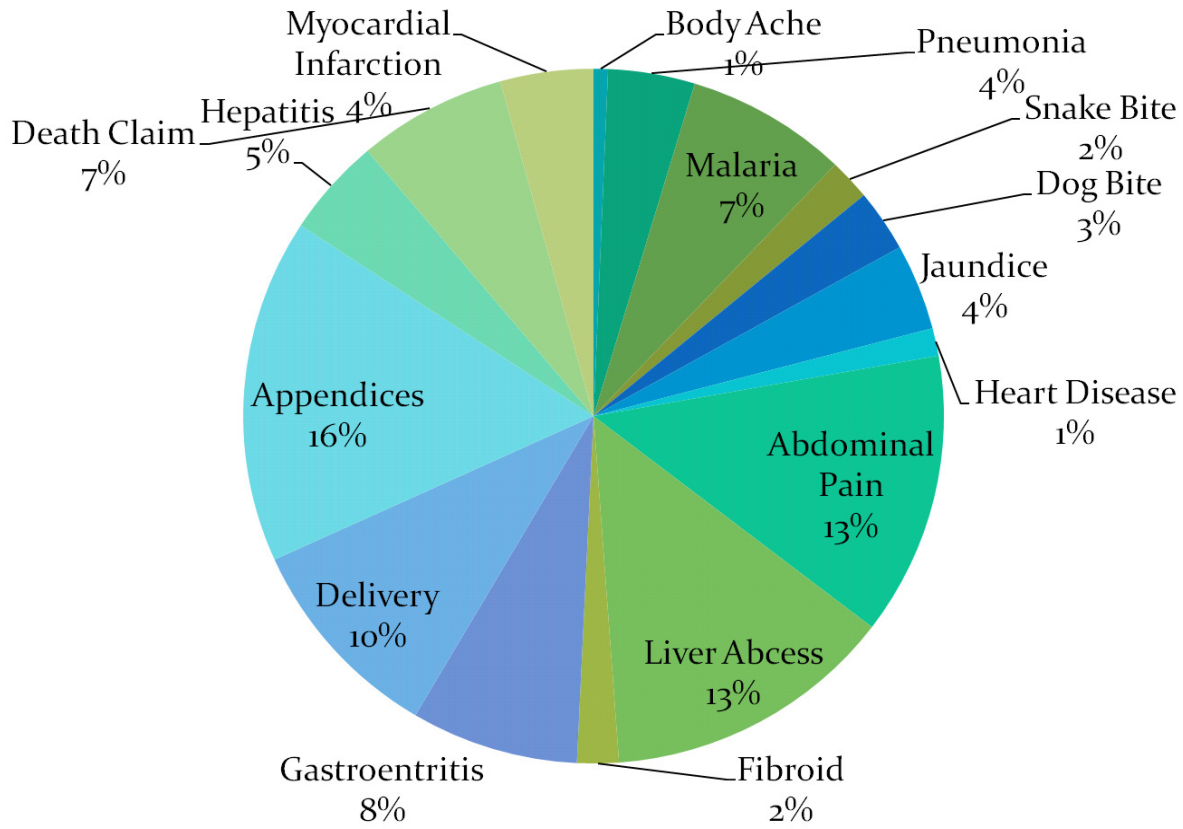


### Insurance Policies Issued



# Union Council Based Poverty Reduction Programme

## Medicals Claims Trend



## Under Treatment Patients



## Union Council Based Poverty Reduction Programme

### The Case of Zarina – On the Shrine

Zareena a 16 year old girl, married but left by her husband and living with her parents at Karampur, Kandhkot was insured under Micro Health Insurance Scheme under the Project. She was admitted in Hira Medical Centre, Sukkur in February 2010 for being treated for TB and Meningitis but was discharged in two days by the hospital on the grounds that her ailment limit of Rs. 25,000 had been consumed. The Project on coming to know about this immediately investigated and the following facts came out.



*“Hira Medical Centre records, diagnosis, prescriptions showed that Zareena was admitted in the hospital from 8<sup>th</sup> to 11<sup>th</sup> February 20 and was treated for TBM. She was discharged with medicines and follow-up instructions. She got re-admitted on 15<sup>th</sup> March 2010 and was discharged on 16<sup>th</sup> March 2010 with medicines and follow-up instructions again. The total bill till for her treatment then amounted to about 18,000.”*

The Project searched for her family to further investigate the case and came to know that Zareena’s parents had taken her in an unconscious condition to a shrine where she was traced by SRSO on the evening of 22<sup>nd</sup> March, 2010. An ambulance was arranged by SRSO and was brought back to Hira hospital where a neurologist and a neurosurgeon examined her and after a CT scan confirmed that she has two abscesses at the parietal and frontal region of brain which are life threatening. Her family gave permission to operate to save her life at 0100 hours on 23<sup>rd</sup> March 2010 the cost for which was indicated as being about Rs. 100,000.

The SRSO management gave the go ahead to the hospital and she was operated immediately. The operation proved to be successful and she was observed taking tea with biscuit at 2 pm on 23<sup>rd</sup>. On recovery she has been discharged and is now having free DOT treatment for her TB.

This case illustrates the fact that the Destitute and Chronically poor of the areas who have been insured under the Micro Health Insurance programme now have the strength to take themselves and their loved ones out of the hardships of serious illness without any fear of the costs involved.

**Traditional Birth Attendant (TBA):** TBA is another initiative of UCBPRP, which is concerned with poor women health care and knowledge regarding the pregnancy and antenatal care. Facts show that 89% deliveries occur in rural areas where poor women are not fully skilled to deal deliveries. UCBPRP will enhance the skills of poor women with the technical support of HANDS. Under this project 4,200 Traditional Birth Attendants are to be trained.



The UCBPRP has started the TBA training programme to improve maternal evaluation and child health and as a part of the safe motherhood initiatives in both districts and as of As of March, 2010 a total of 1,798 women had been trained in preventing post-partum sepsis by applying “three clean” during delivery and following placenta management procedures in their villages.

Training of Traditional Birth Attendants			
District	As of Feb 2010	During March 2010	Cumulative Total
Shikarpur	931	176	1,107
Kandhkot-Kashmore	566	125	691
<b>Total</b>	<b>1,497</b>	<b>301</b>	<b>1,798</b>

**Productivity Enhancement Training:** In September UCBPRP started a Research and Development program under the Project in order to effectively and efficiently reach out to women and the poorest

## Union Council Based Poverty Reduction Programme

segments of rural community, which increases the confidence and empower the poorest of rural women by providing them technical support and skill development.

The R&D focuses mainly upon Agriculture and Livestock. Water use efficiencies are quite low in the irrigation systems that are applied in the two Districts. The concept of “More Crop per Drop” is being used as a guiding beacon through use of Drip Water Management for better irrigation to enhance the productivity in Agriculture sector for the poor communities.

Since majority of the rural women are involved in both Agriculture and Livestock rearing activities, in order to efficiently and effectively increase their production capacity and to build the skills in the Project has planned to train 1,300 VO members in “Productivity Enhancement especially in Agriculture sector” through 10 days extensive trainings in modern farm management techniques, use of tunnels for growing off-season crops, etc.

As of March, a total of 244 VO members have been trained in Agriculture & Livestock sector and 800 Family Nutrition Kits (FNK) had also been installed at household level.

**Education:** In District Shikarpur and Kandhkot-Kashmore, 130 non-functional schools in selected UCs are being made functional. In villages where there are no primary schools for girls 100 second shift girls’ primary schools are being set up in existing boy’s primary school buildings besides setting up 100 centres for imparting early childhood education in existing school buildings or space provided by the community

The Project has carried out an extensive survey in the rural Union Councils to assess the state of enrolment in public and private primary schools while focussing specifically upon those children who are out of school, verification of SEMIS data and address the issues in the closed public primary schools to allow improvement in enrolment especially of the girl child and out of school children; and to ensure a decrease in dropouts besides enhancing the teaching capacity of the teachers for delivery of modern quality education.

The issues being addressed by the Project include improvements in building; adding missing facilities; rationalization availability of school; adding local (preferably female) teachers; upgrading teachers capacity and strengthening the stakes of the parents through setting up functional and empowered school management committees, including their capacity building.

As of March, 2010, 17 Girls Primary Schools and 32 Boys Primary Schools non functional schools have been functionalized in which 1,399 boys and 1,773 girls are enrolled.

8 second shift girls schools with an enrollment of 269 girls have also been established besides the setting up of 5 Early Childhood Centers.





## Union Council Based Poverty Reduction Programme

### FIELD VISIT OF BOD & DELEGATES

**Date: March 19-21, 2010**

Three days field visit was hosted by the UCBPRP team, a high level delegation and members of the Board visited to monitor and peer review the actual progress of the project, UCBPRP. BOD Members had the opportunity to assess the implementation of the UCBPRP project and to meet with the whole SRSO core team and discussed the overall priority issues relating to the achievement of specified targets for improving the project achievements. On first day a meeting was held at Project Implementation Unit Sukkur with all UCBPRP Team members and detailed presentation was given to Board members.

#### SRSO - Directors & Delegates

- Shoaib Sultan Khan Chairman SRSO
- Dr Rashid Bajwa Member BoD SRSO
- Dr S M Naseem Special Guest
- Umar Kazi Member BoD SRSO
- Dr. Sheeren Narejo Project Coordinator UCBPRP GoS
- Nazar Memon Member BoD SRSO
- Dr Abid Suleri CEO - SDPI
- Dr. Sono Khangharani CEO - SRSO
- Dr. Ghulam Rasool TL - UCBPRP



#### Field Visits:

Date: March 20, 2010

**Venue: Madd Khoso U/C Mungrani District Shikarpur**

The BoD delegation visited Madd Khoso to meet with the all VO & CO women members to discuss the overall interventions of SRSO which are being executed. The members met with female CO members and asked the questions about the decisions which are being taken by the Village Organization members and to know either they were according to designed SOPs or not. Mr. Shoaib Sultan Khan, Chairman SRSO BoD while discussing with the community observed that he believe in members hidden potential and through their efforts and the support and assistance of the Project he hoped that they will get rid of the poverty. Dr. S.M. Nasim (who had come with Chairman from Islamabad) urged them to sign their names instead of placing thumb impressions and the female members assured that within next nine months, they would achieve this objective. On their own, they had already planned literacy classes for the members and these would start soon.



## Union Council Based Poverty Reduction Programme

### Venue: Village Momin Jhulan U/C Zarkhail District Shikarpur

The visitors conducted a meeting with all the VO members and discussed the social mobilization process. They also met with members who had already got CIF, IGG and VTP. After discussion with VO Jhulan members they visited the Early Childhood Education Centre and Primary School which was nearby. They met with the children who were being taught there by the appointed lady teachers. The School was highly decorated with charts, posters and toys.



To venerate World Women Day [8<sup>th</sup> March] an event was organized in the evening of 20 March at Shikarpur. The organizers welcomed the guests Mr. Shoaib Sultan Khan, Mr. Rashid Bajwa, Mr. Mohammad Nazar Memon, and Mr. Roomi and invited Member BoD SRSO, CEO NRSP Mr. Rashid Bajwa to address the participants. Mr. Bajwa thanked organizers for giving him a chance to speak and said that women's role in development and for development was very vital; In RSP's experience it had been observed that working with women was prolific because they did not misuse resources that is intentionally accepted phenomena, what they were assigned to do. He said that he visited two (2) Village Organizations VOs today and observed significant change.

Thereafter, he shared specific achievements of the UCBPRP towards eradication of poverty, quoted an example that how five women from different communities, villages, talukas & districts got benefit from program and got rid from vicious circle of poverty and became self sufficient.



The Chairman SRSO, Mr. Shoaib Sultan Khan speaking on the occasion appreciated the tableau performance and said that it sounded good and created an impressive phenomenon which was encouraging for all. It was his dream to work with women; by working with them they had actually translated that dream into a reality. No any country had ever made development without contribution of women and 50% of the population in Pakistan were women, men were feeble minded and they assumed that they could develop without harnessing the potential of women.

### Visit of Mr. Tasneem Siddiqi Member of BoD (SRSO)

Mr Tasneem Siddiqi visited two Village Organizations; VO Kamal Khan Bhanghwar and VO Allah Ditto Solangi, District Kandhkot. He saw the Low Cost Housing Scheme and as well met with the VO members who had been given CIF; he asked questions from beneficiaries' regarding the usage of Community Investment Fund. During meeting he did focus on the recovery of the CIF. He appreciated the construction of Low Cost Houses.



## Union Council Based Poverty Reduction Programme

In the Village Allah Ditto Solangi; he met with members and inquired about the overall interventions like LCHS, CIF, IGG, VTP etc. In last he did visit the Lead Supply Water Scheme after visit he appreciated the decisions of UCBPRP.

### **Visit of Kaiser Bengali, Advisor to Chief Minister Sindh for Planning & Development**

Date: March 20, 2010

Venue: VO Bhirkhan, VO Bakht Jagirani & VTEC Center Dakhan of District Shikarpur

#### **Members**

- Kaiser Bengali                      Advisor CM for P&D
- Dr. Shereen Narejo                Project Coordinator SGRRP
- Dr. Sono Khangharani            CEO SRSO
- Mr. Ghias M. Khan                Coordinator Sindh RSP Consortium
- Abdul Samad Phulpoto          District Manager Shikarpur

Dr. Sono Khangharani (CEO-SRSO) described the overall progress of UCBPRP and it was decided to visit the District Shikarpur, according to plan all members visited the VO Bhirkhan where they met with all VO members to verify the overall interventions, which were being intervened by SRSO.

After that they visited VO Bakht Jagerani where they saw the under construction Low Cost Houses. Besides this Dr. Bengali enquired from the VO members regarding the process and decision making for executing the activities. The delegation also asked about the usage of Community Investment Fund and Income Generating Grants. The delegation also visited the Vocational Training Centre, Dakhan,

where the District Manger described the details of the trainings being imparted to the participants and their impacts. He also informed that after the completion of the training the Project also focused upon the placement and setting up of Business Groups to establish the sales and providing business development services for assisting in marketing of finished products.



### **Meeting and field visit with Gul Mohammad Jakhriani, MNA**

Date: March 02, 2010

#### **SRSO Staff:**

- Dr. Ghulam Rasool Samejo        (Team Leader , UCBPRP)  
Mr Zulfiqar Ali Narejo            (DM Kashmore-Kandhkot)  
Mr. Abdul Manan Chachar (Unit incharge SMU Kashmore)

A field visit and meeting was arranged with Mr. Gul Mohammad Jakhriani (MNA), wherein a detailed presentation was given by Team Leader regarding the all activities being carried by UCBPRP. Mr. Gul Mohammad Jakhriani, MNA show some interest to see and visit the interventions of SRSO, like; CPI, CIF etc. During visit Mr Gul Mohammad Jakhriani (MNA) inaugurated the water supply scheme and Low Cost hosing scheme in VO Allah Ditto Solangi, District Kandhkot.



## Union Council Based Poverty Reduction Programme

After that all delegation met with the beneficiaries who had benefited by Community Investment Fund and some cheques of CIF were distributed among the VO members by MNA.

**Subject**            **Review meeting of UCBPRP (Shikarpur and Kashmore-Kandhkot) held on 31-03-2010 in the Committee Room, Planning & Development Department, Government of Sindh, Karachi**

### **Participants from Government of Sindh (GoS)**

Dr. Kaiser Bengali	Advisor (CM- Sindh)
Ms. Naheed Shah	Additional Secretary (Finance)
Mr. Aurangzeb Haq	Additional Chief Secretary (Development)
Dr. Noor-ul-Haq	Chief Economist- GoS
Dr Shereen Narejo	Project Coordinator, SGRRP
Mr. Jamal Shoro	Director, SGRRP

### **Participants from UCBPRP**

Dr Sono Khangharani	CEO-SRSO
Ghias Muhammad Khan	Coordinator Sindh RSPs Consortium
Dr Ghulam Rasool	Team Leader-UCBPRP
Mr Khurram Shahzad	Education Component
Mr Adnan Mubarak	Training Component
Mr Nazar Joyo	Education Component
Mr Abdul Samad Phulpoto	DM Shikarpur UCBPRP
Mr Zulfiqar Narejo	DM Kashmore UCBPRP
Mr. Shahid Ahmed Lakho	CIF Professional
Mr Chetan Seebra	AO Finance
Ms Benazir Baloch	M & E professional UCBPRP
Ms Bushra Sheikh	MIS UCBPRP PIU

The Performance Review Meeting of the UCBPRP was held in the Committee Room of Planning & Development Department, Government of Sindh, Karachi, on 31<sup>st</sup> March, 2010 at 3:00pm. The agenda was to review program targets as envisaged in the PC-I, and discuss various issues faced during the execution of activities by the UCBPRP Team in, Districts Shikarpur and Kashmore - Kandhkot.

A detailed presentation was given about the UCBPRP's program activities and achievements at the successful journey of 13 month out of 30 months outlined programme period by CEO (Sindh Rural Support Organization, Dr. Sono Khangharani. Ms. Naheed Shah emphasized on the intervention of Productivity Enhancement Trainings and showed observation that there is a severe need to focus on kitchen gardening, milk chilling plants & local products in concerned areas. It was also urged to develop a link between Government line Departments and UCBPRP interventions. Project Progress was highly appreciated and encouraged.

## Union Council Based Poverty Reduction Programme

### Meeting With Mir Hazar Khan Bijarani (Federal Minister of Industries & Production)

#### SRSO staff

Mr Zulfiqar Ali Narejo                      District Manager Kandhkot  
Shafique ur Rehman Jamro              CIF Professional  
Abul Rauf Gholo                              Admin: and Finance Assistant



A detailed presentation was given regarding activities being made towards achieving the Project targets and objectives by the District Manager. He also gave details of how the problems were being solved by team which occurred from time to time. Different lists of activities were shared with Mr. Mir Hazar Khan who was informed that all the households were being identified and targeted on the basis of the Poverty Score Card, as it was main source for identifying the poverty bands. Finally Mir Hazar Khan said it looked very easy to eradicate the poor in rural areas if one worked on the grass root level.

#### Events:

### Closing & Distribution of Certificate Ceremony for Graduate Participants at GPI-Women Sukkur Dated: March 21, 2010

SRSO Training Component organized “Closing Ceremony-Batch VI” was scheduled on March 21 at Government Polytechnical Institute for Women at Sukkur and was chaired by MPA Ms. Mahreen Bhutto.

More than 50 females displayed their handmade embroidery products which they had made during the vocational training. The prime objective of the closing ceremony was to distribute the certificates among trained participants and to propagate the vocational skills learnt during the one month training through display corners.



The second objective was to create market linkages between the trained participants who had been trained. Ms. Mahreen Bhutto visited the display corner where she asked various question relating to the garments made by the trainees during the training. She enquired about the ways and means for creating a market for these products. She was informed that separate female Business Development Officers (BDO) had been appointed to create the link between the market and readymade products of the skilled trainees. A corner of the Union Council Based Poverty Reduction Project (UCBPRP) had also been set up where the literature comprising monthly and quarterly reports were placed for the knowledge and information of visitors. The chief guest praised and highlighted the work of UCBPRP presented in this corner.



## Union Council Based Poverty Reduction Programme

After distribution of certificates and medals among graduates participant, Ms. Mahreen Bhutto expressing her views and praised the collective efforts taken by SRSO in the field of vocational training.

### Women's Day Celebrations

**Date:** March 8<sup>th</sup>, 2010

#### Activities

Attained Women's Workshop Women's Day Celebration  
Visit to Mohtarma Shaheed Benazir Bhutto – Tomb (the last resting place)

A one day workshop about women empowerment in Rural Sindh was organized in Village Madeji by IRM and SRSO. In this workshop which was attended by 172 women from rural communities. The literate and illiterate, working and house wives were there together. The theme of the workshop was to discuss the women's self awareness, confidence and measured success through poverty reduction program by Sindh Rural Support Organization.



Speeches were made on the occasion by District Manger, Abdul Samad Phulpoto. Ms. Rukhsana Marfani, President Pakistan Peoples Party Garhi Yaseen wing, Ms. Rukhsana Riaz Ali and other SRSO-HO and PIU staff and gave an orientation of the UCBPRP- program. The participants were informed that the sales and marketing channels being developed will be beneficial for the rural women who possessed expertise in the making of cultural products like rilly, ajrak and topi as this will bring about a big change in our society as involvement germination of the women can make equal part for the development of the country.

### Flower Show in Kandhkot

A flower show was arranged in Kandhkot by the District Government and the Sindh Rural Support Organization on 17<sup>th</sup> March, 2010. All NGOs, Government Departments participated in the show. The Executive District Officer Revenue; Munawar Hussain Mahesar, Kandhkot was the Chief Organizer of the Flower Show. UCBPRP's Team displayed lot of Sindhi and Cultural Products like Reli, Ajrak, Sindhi Topi, which were are being made by the Trained Participants. The purpose of the Flower Show was to display the cultural products at local level and combine the women to show the women empowerment.

The 2<sup>nd</sup> Day of Flower Show was arranged just for women hence lot of females participated and visited show because it was decided that UCBPRP team would invite the all VO members in the Flower Show.



## Union Council Based Poverty Reduction Programme

### Training

A six member team of UCBPRP-SRSO Sukkur attended an orientation training of UCPRP arranged by RSPN-Islamabad from 29-31 March, 2010

The training was about elaborating the situation of poverty and its affects. After that, PSC was discussed with poverty bands, presentation of UCBPRP Shikarpur & K-K-Kot and Third party process review by SDPI report was also shared. f household.

The session on Social Mobilization and its preliminary steps and specific objectives focused on the role and activities of the Community Book Keepers.



## Union Council Based Poverty Reduction Programme

### Financial Progress:

The following is the financial progress report of UCBPRP as of March, 2010:-

Name of Accounts	(Feb-09 to June-09)			For The Year of (Jul-09 to March-10)					Commulative Summary		
	Budget Feb - June 2009	Exp as of Feb to June-2009	%age	Budget July-09 - June -10	Expenditure as of February 2009	Mar-10	Expenditure from (July-09 to March 2010)	%age	Total Budget (Feb-09 to June-10)	Total Progressive Exp as of March 2010	%age
<b>Salaries and Allowances</b>											
Salaries PIU + SMU	16,766,166	5,221,751	31.14	38,726,791	19,136,193	2,718,409	21,854,602	56.43	55,492,957	27,076,353	48.79
PIU Travel Cost	4,092,000	208,877	5.10	8,388,600	175,597	164,293	339,890	4.05	12,480,600	548,767	4.40
PIU Staff Training	4,350,000	485,293	11.16	-	218,821		218,821		4,350,000	704,114	16.19
<b>Total (Salaries)</b>	<b>25,208,166</b>	<b>5,915,921</b>	<b>23.47</b>	<b>47,115,391</b>	<b>19,530,611</b>	<b>2,882,702</b>	<b>22,413,313</b>	<b>47.57</b>	<b>72,323,557</b>	<b>28,329,234</b>	<b>39.17</b>
<b>Recurring Cost</b>											
PIU + SMU	21,271,050	3,658,800	17.20	45,468,503	22,389,320	2,303,224	24,692,544	54.31	66,739,553	28,351,344	42.48
<b>Total (Recurring Cost)</b>	<b>21,271,050</b>	<b>3,658,800</b>	<b>17.20</b>	<b>45,468,503</b>	<b>22,389,320</b>	<b>2,303,224</b>	<b>24,692,544</b>	<b>54.31</b>	<b>66,739,553</b>	<b>28,351,344</b>	<b>42.48</b>
<b>Total (Salaries + Operational)</b>	<b>46,479,216</b>	<b>9,574,721</b>	<b>20.60</b>	<b>92,583,894</b>	<b>41,919,931</b>	<b>5,185,926</b>	<b>47,105,857</b>	<b>50.88</b>	<b>139,063,110</b>	<b>56,680,578</b>	<b>40.76</b>
<b>Capital Items (PIU)</b>											
PIU + SMU	69,925,000	46,686,068	66.77	-	1,568,761	149,065	1,717,826		69,925,000	48,403,894	69.22
<b>Total (Capital Cost)</b>	<b>69,925,000</b>	<b>46,686,068</b>	<b>66.77</b>	<b>-</b>	<b>1,568,761</b>	<b>149,065</b>	<b>1,717,826</b>		<b>69,925,000</b>	<b>48,403,894</b>	<b>69.22</b>
<b>Total (Social Mobilization Cost)</b>	<b>116,404,216</b>	<b>56,260,789</b>	<b>48.33</b>	<b>92,583,894</b>	<b>43,488,692</b>	<b>5,334,991</b>	<b>48,823,683</b>	<b>52.73</b>	<b>208,988,110</b>	<b>105,084,472</b>	<b>50.28</b>
<b>Programme</b>		-				-					
Poverty Score Card Survey	13,050,000	10,291,516	78.86	-	1,104,386	-	1,104,386		13,050,000	11,395,902	87.32
Income Generating Grants	19,200,000	6,729,900	35.05	66,900,000	14,690,000		14,690,000	21.96	86,100,000	21,419,900	24.88
<b>Community Investment Fund</b>											
<i>Band-0-11</i>	<i>53,556,500</i>	<i>26,760,448</i>	<i>49.97</i>	<i>282,510,000</i>	<i>78,884,274</i>	<i>-</i>	<i>78,884,274</i>	<i>27.92</i>	<i>336,066,500</i>	<i>105,644,722</i>	<i>31.44</i>
<i>Band-12-18</i>	<i>70,993,500</i>	<i>35,473,152</i>	<i>49.97</i>	<i>374,490,000</i>	<i>104,567,526</i>		<i>104,567,526</i>	<i>27.92</i>	<i>445,483,500</i>	<i>140,040,678</i>	<i>31.44</i>
Vocational Training											



## Union Council Based Poverty Reduction Programme

<i>Band-0-11</i>	15,347,500	15,478,750	100.86	96,241,250	45,202,500	8,417,500	53,620,000	55.71	111,588,750	69,098,750	61.92
<i>Band-12-18</i>	15,347,500	15,478,750	100.86	96,241,250	45,202,500	8,417,500	53,620,000	55.71	111,588,750	69,098,750	61.92
Community Physical Infrastructure	10,000,000	4,720,000	47.20	345,000,000	39,627,210	-	39,627,210	11.49	355,000,000	44,347,210	12.49
Village Improve Schemes	-	-		63,000,000	19,142,800	-	19,142,800	30.39	63,000,000	19,142,800	30.39
Low Cost Housing Schemes	-	-		240,000,000	24,235,000	-	24,235,000	10.10	240,000,000	24,235,000	10.10
Education	-	-		204,000,000	40,000,000	-	40,000,000	19.61	204,000,000	40,000,000	19.61
Productivity Enhance (Inter)	-	-		10,000,000	777,202	184,660	961,862	9.62	10,000,000	961,862	9.62
Health Insurance	-	-		28,270,500	23,650,000	-	23,650,000	83.66	28,270,500	23,650,000	83.66
Capacity Building of CO Members	-	-		32,506,560	9,712,800	2,941,200	12,654,000	38.93	32,506,560	12,654,000	38.93
VO Capacity Building (IRM)	2,135,710	1,971,250	92.30	52,421,733	22,428,850	11,592,485	34,021,335	64.90	54,557,443	35,992,585	65.97
Capacity Building of Village TBAs	-	-		42,000,000	20,205,000	6,765,000	26,970,000	64.21	42,000,000	26,970,000	64.21
Productivity Enhancement	-	-		10,350,000	3,660,000	120,000	3,780,000	36.52	10,350,000	3,780,000	36.52
Grand Total (Programme Costs)	199,630,710	116,903,766	58.56	1,943,931,293	493,090,048	38,438,345	531,528,393	27.34	2,143,562,003	648,432,159	30.25
<b>Grand Total</b>	<b>316,034,926</b>	<b>173,164,555</b>	<b>54.79</b>	<b>2,036,515,187</b>	<b>536,578,740</b>	<b>43,773,336</b>	<b>580,352,076</b>	<b>28.50</b>	<b>2,352,550,113</b>	<b>753,516,631</b>	<b>32.03</b>
5% Spevision and Mgt Charges	15,801,746	23,376,130	147.93	101,825,759	12,096,564	2,203,138	14,299,702	14.04	117,627,506	37,675,832	32.03
<b>Overall Total</b>	<b>331,836,672</b>	<b>196,540,685</b>	<b>59.23</b>	<b>2,138,340,946</b>	<b>548,675,304</b>	<b>45,976,474</b>	<b>594,651,778</b>	<b>27.81</b>	<b>2,470,177,618</b>	<b>791,192,463</b>	<b>32.03</b>
Funds Released - 1st Tranche	490,899,000										
Funds Released - 2nd Tranche	300,000,000										
<b>Total Funds Released as of 31 March 2010</b>	<b>790,899,000</b>										
Expenditure as of 31 March 2010	791,192,463										
Balance Funds Available	(293,463)										

## Union Council Based Poverty Reduction Programme

**Annex:2**

### Work Plan for the Next Qtr (April to June 2010 – Shikarpur and Kashmore)

s. No	Activities	Plan (April - June )	April	May	June
1	HHs Organized	19,757	6,586	6,586	6,585
2	CO Formation	2,801	934	934	933
3	VO Formation	1,273	424	424	424
4	IGG	1,875	625	625	625
5	CIF (0 to 11)	244	81	81	82
6	CIF (12 to 18)	6,602	2,201	2,201	2,200
7	VTP (0 to 11)	2,649	883	883	883
8	VTP (12 to 18)	2,736	912	912	912
9	DWSS	757	252	252	253
10	VIS	28	9	9	10
11	LCHS	3,944	1,315	1,315	1,314
12	Schools	283	94	94	95
13	2nd Shift School	200	67	67	66
14	R & D	2	1	1	-
15	MHI	13,541	4,514	4,514	4,513
16	TBA	1,303	434	434	435
17	CO Mgt & BK	16,328	5,443	5,443	5,442
18	CO CIF Need Identification & RK	8,167	2,722	2,722	2,723
19	VO Mgt & Planning	1,830	610	610	610
20	VO Book Keeping	3,902	1,301	1,301	1,300
21	VO CIF	3,856	1,285	1,285	1,286
22	Activist Workshops	36,612	12,204	12,204	12,204
23	Exposure Visits	-	-	-	-
24	PET	791	264	264	263

## Union Council Based Poverty Reduction Programme

### List of Abbreviations

- VDP-Village Development Plan
- ADB - Asian Development Bank
- BISP – Benazir Income Support Programme
- BoD – Board of Directors
- SBBYDP – Shaheed Benazir Bhutto Youth Development Programme
- CPI – Community Physical Infrastructure
- CO – Community Organisation
- CIF – Community Investment Fund
- CRP – Community Resource Person
- GoS – Government of Sindh
- HHs – Households
- HRD - Human Resource Development
- IRM – Institute of Rural Management
- IGG - Income Generating Grant
- MPR – Monthly Progress Report
- MIS – Management Information System
- MIP- Micro Investment Plan
- NRSP – National Rural Support Programme
- PC – Project Coordinator
- PSC – Poverty Score Card
- PIU – Project Implementation Unit
- RSP – Rural Support Programme
- SMT – Social Mobilisation Team
- SRSO – Sindh Rural Support Organisation
- SERP – Society for Elimination of Rural Poverty
- TNI – Training Need Identification
- TNA – Training Need Assessment
- UCBPRP – Union Council Based Poverty Reduction Programme
- UDPS – Union Council Development Plans
- VO – Village Organisation
- VST – Vocational Skill Training
- VDPs – Village Development Plans
- VOB – Village Organisation Bank

## Union Council Based Poverty Reduction Programme

***SINDH RURAL SUPPORT ORGANIZATION (SRSO)***

**Union Council Based Poverty Reduction Programme**

**District Shikarpur & Kashmore-Kandhkot**

**PROJECT IMPLEMENTATION UNIT**

B-34, HAMDARD HOUSING SOCIETY

AIRPORT ROAD

SUKKUR

PH# 071-5631791

Web site : [www.srso.com.pk](http://www.srso.com.pk)