



GOVERNMENT OF SINDH



MONTHLY PROGRESS REPORT AS OF JUNE, 2010



SINDH RURAL SUPPORT ORGANIZATION

SRSO

Table of Contents

Executive Summary	3
Overall Progress	5
District Wise Progress	6
Social Mobilization	8
Community Organization's Capacity Building	8
Village Organization's Capacity Building	9
Income Generating Grant (IGG)	9
Community Investment Fund (CIF)	11
Vocational Training	16
Village Development Plan	19
Micro Health Insurance	21
Traditional Birth Attendant Training	24
Productivity Enhancement Training	24
Education Component	24
Activities	24
Chairman Visit	25
NFR of Chairman	25

Executive Summary

The Union Council Based Poverty Reduction Programme (UCBPRP) is a pioneering and challenging initiative of the Government of Sindh, for reducing poverty by tapping into the potential of the people. The UCBPRP is being implemented by Sindh Rural Support Organization (SRSO) and was initiated on February 1, 2009 in two districts: Shikarpur and Kandhkot-Kashmore. Social mobilization remains the niche of the whole programme. Households in both the districts are being organized at neighborhood (para/mohallah) level into Community Organizations (COs) and at village level into Village Organizations (VOs). By having their own organizations, the communities are able to present themselves in a unified manner and have the ability to voice their development concerns to the relevant authorities. As of June, 2010 total 177,393 households had been organized into 10,247 community organizations and clustered into 3,315 village organizations. Urban community is to some extent change as compare to rural community regarding social and cultural constraints. Initially SRSO started activities in all rural union councils of both districts; Shikarpur and Kashmore-Kandhkot, after completion of 97% social mobilization in rural union councils.

Both the districts have 4,305 households who do not have the capacity to pay back even interest free loan/credit, but have the potential to perform and the intervention of Income Generating Grant (IGG) has been designed for such households to help them come out of the poverty trap. As of June, 2010 a total of Rs.26.657 million had been disbursed among 2,661 community organizations as a grant. The most appropriate intervention is setting up of a village based revolving fund at the community level called "Community Investment Fund" or CIF'. The CIF is managed by an organized community and provides interest free loans up to a ceiling of Rs. 20,000 per household for 0-11 households and Rs.25,000 per household for 12-18 households. As of June, 2010 a total of Rs.323.978 million had been disbursed among 33,594 village organizations.

The UCBPRP also includes a component whereby youth from extremely poor and chronically poor households will be identified and provided scholarships for receiving Vocational Trainings. During the month of June, 477 participants given training and as of June, 2010 a total of 9,191 participants had been trained in 38 different trades.

Under the project, 50% of the villages having a VO are to given one scheme of Community Physical Infrastructure (CPI), which may include sanitation and drinking water supply as a grant. As of June, 2010 a total of 329 schemes had been initiated of which 121 have been completed. Under the initiated schemes 32,900 man days of skilled labour and 131,600 man-days of un-skilled labour have been provided a guaranteed employment to the villagers. Shelter support is being provided in terms of Low Cost Houses to the extremely poorest households who live in thatched huts and require shelter. As of June, 2010 construction on a total of 2,564 LCHS had been initiated and 200 have been completed and the households are residing in them. To enhance the productivity of poor farmers in Agriculture and Livestock the trainings are being given by UCBPRP besides undertaking of R&D that focuses mainly upon Agriculture and Livestock. As of June, a total of 244 VO members have been trained in

Agriculture & Livestock sector and 600 Family Nutrition Kits (FNK) had also been installed at household level.

Another initiative of UCBPRP is training of Traditional Birth Attendant (TBA) which relates to health care and knowledge of poor women regarding the pregnancy and ante-natal care. Under this intervention or activity as of June, 2010, total 2,539 poor women/participants had been trained under this activity.

Provision of micro health insurance is to provide a social safety net to 56,541 households who lie in the 0-18 poverty band. As of June, 2010, 56,000 Households with 339,246 beneficiaries had been insured in both districts. During the month of June, 2010 total 130 patient have been treated and Rs. 608,728 claim have been paid by Adamjee insurance. As of June total 561 patients had been treated and Rs. 2,592,660 had been paid by Adamjee Insurance. The progress of Education Component of UCBPRP is as of June, 2010, 39 Girls Primary Schools and 52 Boys Primary Schools have been functionalized in which 3660 Girls and 2096 Boys are enrolled. This figure is increasing day by day and the enrollment of students is growing in ample and optimal results. In the project, there are 20 Second Shift Girls Primary Schools established where 1323 girls are enrolled so far. 9 Early Childhood Centers have been established in project districts and its enrollment is (Boys 103 & Girls 159), Total 262, i.e. over all enrollment morning, 2nd shift and ECEC is 7341 students)

Overall Progress				
Project Targets(Feb 2009 to June 2011) Versus Achievements (Feb 2009 to June 2010)				
S. No	Activity	Over All Project Targets	Achievement as of June, 2010	% Achieved
1	Poverty Score Card	87	87	100%
2	UCs Covered	87	85	98%
3	Households Organized	180,592	177,393	98%
4	CO Formation	12,039	10,247	85%
5	VO Formation	4,200	3,315	79%
6	Income Generating Grants	4,305	2,661	62%
7	Community Investment Fund	42,915	33,594	78%
8	Vocational Training Programme	21,000	9,191	44%
9	Community Physical Infrastructure	2,100	663	32%
10	Low Cost Village Improvement	140	56	40%
11	Low Cost Housing Scheme	6,000	2,564	43%
12	CMST & Book Keeping Training	24,079	12,744	53%
13	CIF Need Identification Training	12,039	6,592	55%
14	VO Mgt & Planning Training	8,400	8,125	97%
15	VO CIF Training	8,400	5,716	68%
16	VO Book Keeping Training	8,400	4,933	59%
17	Experience Sharing Workshop	117,024	28,288	24%
18	Productivity Enhancement Training	1,380	244	18%
19	Traditional Birth Attendants Training	4,200	2,539	60%

District Wise Achievement as of June, 2010

S. No	Activity	District	Project Target	As of May, 2010			June, 2010			Cumulative as of June, 2010		
				Target	Achieved	% Achieved	Target	Achieved	% Achieved	Target	Achieved	% Achieved
1.1	Poverty Score Card	Shikarpur	50	50	50	100	0	0	0	50	50	100
1.2		Kashmore	37	37	37	100	0	0	0	37	37	100
Sub – Total			87	87	87	100	0	0	0	87	87	100
2.1	U.C Covered	Shikarpur	50	46	46	100	4	4	100	50	50	100
2.2		Kashmore	37	37	35	95	0	0	0	37	35	95
Sub – Total			87	83	81	95	4	4	0	87	85	98
3.1	Households Organized	Shikarpur	103,789	103,789	97,488	94	0	1,255	0	103,789	98,743	95
3.2		Kashmore	76,803	76,803	78,650	102	0	0	0	76,803	78,650	102
Sub – Total			180592	180,592	176,138	102	0	1255	0	180,592	177,393	98
4.1	CO Formation	Shikarpur	6,919	6,918	5,566	80	0	74	0	6,918	5,640	82
4.2		Kashmore	5,120	5,120	4,531	88	0	76	0	5,120	4,607	90
Sub – Total			12039	12,038	10,097	83	0	150	0	12,038	10,247	85
5.1	Village Organizations Formed	Shikarpur	2,414	2,414	1,662	68	0	60	0	2,414	1,722	71
5.2		Kashmore	1,786	1,786	1,552	87	0	41	0	1,786	1,593	89
Sub – Total			4200	4,200	3,214	87	0	101	0	4,200	3,315	79
6.1	Households to be Given Income Generating Grants	Shikarpur	2,474	2,350	1,349	74	124	150	121	2,474	1,499	61
6.2		Kashmore	1,831	1,740	1,081	52	91	81	89	1,831	1,162	63
Sub – Total			4305	4,090	2,430	63	215	231	107	4,305	2,661	62
7.1	Households to be Given Community Investment Fund	Shikarpur	24,664	17,975	15,719	85	1374	3815	278	19,349	19,534	101
7.2		Kashmore	18,251	13,299	10,881	82	1015	5179	510	14,314	16,060	112
Sub – Total			42915	31,274	26,600	82	2389	8994	376	33,663	35,594	106
8.1	Households to be Given Scholarship for Vocational Training	Shikarpur	12,069	6,804	5,090	81	527	197	37	7,331	5,287	72
8.2		Kashmore	8,931	5,035	3,624	72	489	280	57	5,524	3,904	71
Sub – Total			21000	11,839	8,714	72	1016	477	47	12,855	9,191	71
9.1	Villages to be Give Drinking Water Supply Schemes as CPI	Shikarpur	1,207	749	393	69	66	0	0	815	393	48
9.2		Kashmore	893	555	270	49	48	0	0	603	270	45
Sub – Total			2100	1,304	663	49	114	0	0	1,418	663	47
10.1	Locations to improved under Low Cost Village Improvement Scheme	Shikarpur	80	44	44	102	0	0	0	44	44	100
10.2		Kashmore	60	28	12	43	0	0	0	28	12	43
Sub – Total			140	72	56	43	0	0	0	72	56	78

Union Council Based Poverty Reduction Programme

7

S. No	Activity	District	Project Target	As of May, 2010			June, 2010			Cumulative as of June, 2010		
				Target	Achieved	% Achieved	Target	Achieved	% Achieved	Target	Achieved	% Achieved
11.1	Low Cost Housing Scheme	Shikarpur	3000	1,830	1,318	11	166	0	0	1,996	1,318	66
11.2		Kashmore	3000	1,832	330	57	142	916	645	1,974	1,246	63
	Sub – Total		6000	3,662	1,648	57	308	916	297	3,970	2,564	65
12.1	CO members trained in management skills and book keeping	Shikarpur	13838	12,606	7,341	18	1230	428	35	13,836	7,769	56
12.2		Kashmore	10241	9,330	4,419	47	910	556	61	10,240	4,975	49
	Sub – Total		24079	21,936	11,760	47	2140	984	46	24,076	12,744	53
13.1	CO members trained in CIF Need Identification	Shikarpur	6919	6,918	3,698	10	0	326	0	6,918	4,024	58
13.2		Kashmore	5120	5,120	2,270	44	0	298	0	5,120	2,568	50
	Sub – Total		12039	12,038	5,968	44	0	624	0	12,038	6,592	55
14.1	No. of Participants Trained in VO Management & Planning Training	Shikarpur	4,828	4,829	4,716	84	0	0	0	4,829	4,716	98
14.2		Kashmore	3,572	3,572	3,262	91	0	147	0	3,572	3,409	95
	Sub – Total		8400	8,401	7,978	91	0	147	0	8,401	8,125	97
15.1	No. of Participants Trained in VO CIF Training	Shikarpur	4,828	4,829	2,896	54	0	152	0	4,829	3,048	63
15.2		Kashmore	3572	3,572	2,500	70	0	168	0	3,572	2,668	75
	Sub – Total		8400	8,401	5,396	70	0	320	0	8,401	5,716	68
16.1	VO Book Keeping Training (No of Pax)	Shikarpur	4,828	4,829	2,472	45	0	60	0	4,829	2,532	52
16.2		Kashmore	3,572	3,572	2,291	64	0	110	0	3,572	2,401	67
	Sub – Total		8400	8,401	4,763	64	0	170	0	8,401	4,933	59
17.1	Experience Sharing Workshops	Shikarpur	67,255	24,345	16,579	23	3111	2576	83	27,456	19,155	70
17.2		Kashmore	49,769	19,842	8,939	45	2302	194	8	22,144	9,133	41
	Sub – Total		117024	44,187	25,518	45	5413	2770	51	49,600	28,288	57
18.1	Productivity Enhancement Training	Shikarpur	793	528	117	70	66	0	0	594	117	20
18.2		Kashmore	587	391	127	32	0	0	0	391	127	32
	Sub – Total		1380	919	244	32	0	0	0	919	244	27
19.1	TBA	Shikarpur	2,414	1,474	1,374	6	134	158	118	1,608	1,532	95
19.2		Kashmore	1,786	1,091	904	83	100	103	103	1,191	1,007	85
	Sub – Total		4200	2,565	2,278	83	234	261	112	2,799	2,539	91

Achievements

The Project on initiation of its activities had carried out a Poverty Score Card Survey in February 2009 in all the Union Councils of District shikarpur and District Kashmore-Kandhkot. The findings of this survey have subsequently been verified through visits to each household by the project staff. The identification of the poor as of April, 2010 after the verification of the PSC results is as under:-

District	Type of UC	No. of UCs	Score Range (0-11)	Score Range (12-18)	Score Range (19-23)	Score Range (24-100)	Total	
Shikarpur	Rural	42	23,036	22,235	22,384	57,721	125,376	
		%age	18.37	17.73	17.85	46.04	100	
	Urban	8	729	513	950	19,214	21,406	
		%age	3.41	2.4	4.44	89.76	100	
	Total		50	23,765	22,748	23,334	76,935	146,782
		%age		16.19	15.5	15.9	52.41	100
Kashmore - Kandhkot	Rural	31	15,514	19,018	15,265	54,999	104,796	
		%age	14.8	18.15	14.57	52.48	100	
	Urban	6	1,092	1,871	1,609	10,381	14,953	
		%age	7.3	12.51	10.76	69.42	100	
	Total		37	16,606	20,889	16,874	65,380	119,749
		%age		13.87	17.44	14.09	54.6	100
Grand Total	Rural	73	38,550	41,253	37,649	112,720	230,172	
		%age	16.75	17.92	16.36	48.97	100	
	Urban	14	1,821	2,384	2,559	29,595	36,359	
		%age	5.01	6.56	7.04	81.4	100	
	Total		87	40,371	43,637	40,208	142,315	266,531
		%age		15.15	16.37	15.09	53.4	100

Household Organized

As of June, 2010, a total of 177,393 households had been organized and fostered into 10,247 COs and which have been federated into 3,315 VOs.

The CO is the ideal grass-roots organization for identifying potential recipients for various household level interventions under each PSC band, while the VO is responsible for carrying out common development work at the village level.

Community Organization's Capacity Building

As of June, 2010, under the CO capacity building component, 20,340 participants from different community organizations have been trained in the both Districts.

CO Capacity Building						
District	Community Management Skills Training			CIF Need Identification Training		
	As of May 2010	During June 2010	Cumulative Total	As of May 2010	During June 2010	Cumulative Total
Kashmore	4,419	556	4,975	2,270	289	2,559
Shikarpur	7,341	428	7,769	3,698	326	4,024
Total	11,760	984	12,744	5,968	628	7,596

Village Organization's Capacity Building

As of June, 2010, in the VO capacity building component, overall 20,663 participants from different village organizations have been trained at various locations in the both Districts.

VO Capacity Building						
Training	Shikarpur			Kandhkot-Kashmore		
	As of May 2010	During June 2010	Cumulative Total	As of May 2010	During June 2010	Cumulative Total
Management & Planning Training	5,301	0	5,301	4,268	147	4,415
Book Keeping Training	2,766	152	2,918	2,405	168	2,573
CIF Appraisal & Usage Monitoring	2,900	60	2,960	2,386	110	2,496
Total	10,967	212	11,179	9,059	425	9,484

Income Generating Grants (IGG)

The lowest band of extremely poor or the poorest of the poor (PSC Category 0-11) consists of widows or people with chronic disabilities. They lack productive assets and are dependent on others for even food and are therefore generally food strapped. Hence any financial assistance provided in cash is by and large consumed. Social mobilization ensures monitoring of income generating grants and ensures that they will not be sold or consumed. The grant amount for the UCBPRP has an upper ceiling of maximum of Rs.20, 000 per household. As of June, 2010, a total of Rs.26.657 million grant had been disbursed amongst 2,661 women according to PSC range 0 to 11 and most of the grant amount had been used for purchasing Livestock.

IGG as of June, 2010 District Kashmir

Purpose of Grant		District Kandhkot-Kashmore		
		As of May 2010	During June	Cumulative Total
Individual Enterprise	No of Beneficiary COs	64	4	68
	No of Beneficiary VOs	30	2	32
	No of Beneficiary Hhds	109	10	119
	Amount Disbursed	1,018,500	180,000	1,198,500
	Average Grant Size	9,344	18,000	27,344
Agriculture	No of Beneficiary COs	26	2	28
	No of Beneficiary VOs	12	2	14
	No of Beneficiary Hhds	43	2	45
	Amount Disbursed	407,400	38,000	445,400
	Average Grant Size	9,474	19,000	28,474
Purchase of Livestock	No of Beneficiary COs	557	24	581
	No of Beneficiary VOs	266	19	285
	No of Beneficiary Hhds	929	69	998
	Amount Disbursed	8,759,100	2,141,000	10,900,100
	Average Grant Size	9,428	31,028	40,456
Overall Total	No of Beneficiary COs	647	30	647
	No of Beneficiary VOs	308	23	308
	No of Beneficiary Hhds	1,081	81	1,081
	Amount Disbursed	10,185,000	2,359,000	10,185,000
	Average Grant Size	9,421	29,123	9,421

IGG as of June, 2010 District Shikarpur

Purpose of Grant		District Shikarpur		
		As of May 2010	During June	Cumulative Total
Individual Enterprise	No of Beneficiary COs	61	33	94
	No of Beneficiary VOs	65	20	85
	No of Beneficiary Hhds	175	22	197
	Amount Disbursed	1,460,500	461,600	1,922,100
	Average Grant Size	8,345	20,982	29,327
Agriculture	No of Beneficiary COs	194	11	205
	No of Beneficiary VOs	26	6	32
	No of Beneficiary Hhds	54	7	61
	Amount Disbursed	449,500	134,000	583,500
	Average Grant Size	8,324	19,143	27,467
Purchase of Livestock	No of Beneficiary COs	1,242	120	1,362
	No of Beneficiary VOs	274	57	331
	No of Beneficiary Hhds	1,120	121	1,241
	Amount Disbursed	9,324,900	2,300,500	11,825,400
	Average Grant Size	8,325	19,012	28,990
Overall Total	No of Beneficiary COs	1,497	125	1,622
	No of Beneficiary VOs	365	60	425
	No of Beneficiary Hhds	1,349	150	1,499
	Amount Disbursed	11,234,900	2,896,100	11,234,900
	Average Grant Size	8,328	19,307	8,328

IGG as of June, 2010 District Shikarpur & Kashmore

Purpose of Grant		Total 2 Districts		
		As of May 2010	During June	Cumulative Total
Individual Enterprise	No of Beneficiary COs	125	37	162
	No of Beneficiary VOs	95	22	117
	No of Beneficiary Hhds	284	32	316
	Amount Disbursed	2,479,000	641,600	3,120,600
	Average Grant Size	17,689	38,982	8,728
Agriculture	No of Beneficiary COs	220	13	233
	No of Beneficiary VOs	38	8	46
	No of Beneficiary Hhds	97	9	106
	Amount Disbursed	856,900	172,000	1,028,900
	Average Grant Size	17,798	38,143	8,834
Purchase of Livestock	No of Beneficiary COs	1,799	144	1,943
	No of Beneficiary VOs	540	76	616
	No of Beneficiary Hhds	2,049	190	2,239
	Amount Disbursed	18,084,000	4,441,500	22,525,500
	Average Grant Size	17,753	50,040	8,825
Overall Total	No of Beneficiary COs	2,144	155	2,299
	No of Beneficiary VOs	673	83	756
	No of Beneficiary Hhds	2,430	231	2,661
	Amount Disbursed	21,419,900	5,255,100	26,657,000
	Average Grant Size	8,814	22,749	10,024

Community Investment Fund (CIF)

As of June, 2010, a total of Rs.323.978 millions Community Investment Funds had been disbursed among 35,594 women for various purposes, such as for Livestock, Agriculture and Household based Enterprise.

CIF for 0-11 Households as of June, 2010 District Kashmore

Purpose of CIF		District Kandhkot-Kashmore		
		As of May 2010	During June	Cumulative Total
Individual Enterprise	No of Beneficiary Cos	115	10	125
	No of Beneficiary VOs	45	5	50
	No of Beneficiary Hhds	502	211	713
	Amount Disbursed	5,097,600	2,078,100	7,175,700
	Average CIF Loan Size	10,154	9,849	20,003
Purchase of Agricultural Inputs	No of Beneficiary Cos	63	20	83
	No of Beneficiary VOs	25	9	34
	No of Beneficiary Hhds	232	98	330
	Amount Disbursed	2,598,000	882,000	3,480,000
	Average CIF Loan Size	11,198	9,000	10,545
Purchase of Livestock	No of Beneficiary Cos	1,124	138	1,262
	No of Beneficiary VOs	395	67	462
	No of Beneficiary Hhds	4,844	2,249	7,093
	Amount Disbursed	45,609,400	17,930,400	63,539,800

	Average CIF Loan Size	9,415	7,973	8,958
Overall Total	No of Beneficiary COs	1,302	138	1,440
	No of Beneficiary VOs	465	81	546
	No of Beneficiary Hhds	5,578	2,558	8,136
	Amount Disbursed	53,305,000	20,890,500	74,195,500
	Average CIF Loan Size	9,556	-	9,556

CIF for 0-11 Households as of June, 2010 District Shikarpur

Purpose of CIF		District Shikarpur		
		As of May 2010	During June	Cumulative Total
Individual Enterprise	No of Beneficiary COs	281	93	374
	No of Beneficiary VOs	142	45	187
	No of Beneficiary Hhds	1,275	301	1,576
	Amount Disbursed	11,606,400	2,824,800	14,431,200
	Average CIF Loan Size	9,103	9,385	18,488
Purchase of Agricultural Inputs	No of Beneficiary COs	82	47	129
	No of Beneficiary VOs	36	27	63
	No of Beneficiary Hhds	256	80	336
	Amount Disbursed	2,088,600	679,900	2,768,500
	Average CIF Loan Size	8,159	8,499	8,240
Purchase of Livestock	No of Beneficiary COs	1,230	203	1,433
	No of Beneficiary VOs	541	70	611
	No of Beneficiary Hhds	5,218	1,625	6,843
	Amount Disbursed	46,640,800	15,394,500	62,035,300
	Average CIF Loan Size	8,938	9,474	9,066
Overall Total	No of Beneficiary COs	1,593	206	1,799
	No of Beneficiary VOs	719	71	790
	No of Beneficiary Hhds	6,749	2,006	8,755
	Amount Disbursed	60,335,800	18,899,200	79,235,000
	Average CIF Loan Size	8,939	9,421	8,939

CIF for 0-11 Households as of June, 2010 District Shikarpur & Kashmore

Purpose of CIF		Total 2 Districts		
		As of May 2010	During June	Cumulative Total
Individual Enterprise	No of Beneficiary COs	396	103	499
	No of Beneficiary VOs	187	50	237
	No of Beneficiary Hhds	1,777	512	2,289
	Amount Disbursed	16,704,000	4,902,900	21,606,900
	Average CIF Loan Size	19,257	19,234	38,491
Purchase of Agricultural Inputs	No of Beneficiary COs	145	67	212
	No of Beneficiary VOs	61	36	97
	No of Beneficiary Hhds	488	178	666
	Amount Disbursed	4,686,600	1,561,900	6,248,500
	Average CIF Loan Size	19,357	17,499	9,382
Purchase of Livestock	No of Beneficiary COs	2,354	341	2,695

	No of Beneficiary VOs	936	137	1,073
	No of Beneficiary Hhds	10,062	3,874	13,936
	Amount Disbursed	92,250,200	33,324,900	125,575,100
	Average CIF Loan Size	18,353	17,446	9,011
Overall Total	No of Beneficiary COs	2,895	344	3,239
	No of Beneficiary VOs	1,184	152	1,336
	No of Beneficiary Hhds	12,327	4,564	16,891
	Amount Disbursed	113,640,800	39,789,700	153,430,500
	Average CIF Loan Size	9,218	9,421	9,084

CIF for 12-18 Households as of June, 2010 District Kashmir				
Purpose of CIF		District Kandhkot-Kashmore		
		As of May 2010	During June	Cumulative Total
Individual Enterprise	No of Beneficiary COs	123	15	138
	No of Beneficiary VOs	43	7	50
	No of Beneficiary Hhds	493	255	748
	Amount Disbursed	4,869,100	2,422,500	7,291,600
	Average CIF Loan Size	9,876	9,500	19,376
Purchase of Agricultural Inputs	No of Beneficiary COs	58	18	76
	No of Beneficiary VOs	30	9	39
	No of Beneficiary Hhds	265	60	325
	Amount Disbursed	2,820,000	495,000	3,315,000
Purchase of Livestock	Average CIF Loan Size	10,635	8,250	18,885
	No of Beneficiary COs	1,121	86	1,207
	No of Beneficiary VOs	392	63	455
	No of Beneficiary Hhds	4,545	2,306	6,851
	Amount Disbursed	44,490,900	18,802,600	63,293,500
Overall Total	Average CIF Loan Size	9,788	8,154	17,942
	No of Beneficiary COs	1,302	-	1,302
	No of Beneficiary VOs	465	-	465
	No of Beneficiary Hhds	5,303	2,621	7,924
	Amount Disbursed	52,180,000	21,720,100	73,900,100
	Average CIF Loan Size	9,839	8,287	9,326

CIF for 12-18 Households as of June, 2010 District Shikarpur				
Purpose of CIF		District Shikarpur		
		As of May 2010	During June	Cumulative Total
Individual Enterprise	No of Beneficiary COs	263	146	409
	No of Beneficiary VOs	115	57	172
	No of Beneficiary Hhds	1,541	271	1,812
	Amount Disbursed	13,625,100	2,493,700	16,118,800
	Average CIF Loan Size	8,842	9,202	18,044
Purchase of Agricultural Inputs	No of Beneficiary COs	67	35	102
	No of Beneficiary VOs	48	19	67
	No of Beneficiary Hhds	422	72	494
	Amount Disbursed	3,353,700	683,800	4,037,000
	Average CIF Loan Size	9,132	9,490	8,172
Purchase of Livestock	No of Beneficiary COs	1,263	192	1,455
	No of Beneficiary VOs	556	77	633
	No of Beneficiary Hhds	7,007	1,466	8,473
	Amount Disbursed	62,885,800	13,606,300	76,492,100

	Average CIF Loan Size	8,975	9,281	9,028
Overall Total	No of Beneficiary COs	1,593	213	1,806
	No of Beneficiary VOs	719	82	801
	No of Beneficiary Hhds	8,970	1,809	10,779
	Amount Disbursed	79,864,600	16,783,300	96,647,900
	Average CIF Loan Size	8,903	9,278	18,181

CIF for 12-18 Households as of June, 2010 District Shikarpur & Kashmore				
Purpose of CIF		Total 2 Districts		
		As of May 2010	During June	Cumulative Total
Individual Enterprise	No of Beneficiary COs	386	161	547
	No of Beneficiary VOs	158	64	222
	No of Beneficiary Hhds	2,034	526	2,560
	Amount Disbursed	18,494,200	4,916,200	23,410,400
	Average CIF Loan Size	18,718	18,702	37,420
Purchase of Agricultural Inputs	No of Beneficiary COs	125	53	178
	No of Beneficiary VOs	78	28	106
	No of Beneficiary Hhds	687	132	819
	Amount Disbursed	6,173,700	1,178,300	7,352,000
	Average CIF Loan Size	8,986	17,740	8,977
Purchase of Livestock	No of Beneficiary COs	2,384	278	2,662
	No of Beneficiary VOs	948	140	1,088
	No of Beneficiary Hhds	11,552	3,772	15,324
	Amount Disbursed	107,376,700	32,408,900	139,785,600
	Average CIF Loan Size	9,295	17,435	9,122
Overall Total	No of Beneficiary COs	2,895	213	3,108
	No of Beneficiary VOs	1,184	82	1,266
	No of Beneficiary Hhds	14,273	4,430	18,703
	Amount Disbursed	132,044,600	38,503,400	170,548,000
	Average CIF Loan Size	9,251	17,565	9,251

CIF as of June Dist Shikarpur & Kashmore

Beneficiary	0 TO 11	12 TO 18	Total
	Cumulative Total	Cumulative Total	
No of Beneficiary COs	3,239	3,227	6,466
No of Beneficiary VOs	1,336	1,345	2,681
No of Beneficiary Hhds	16,891	18,703	35,594
Amount Disbursed	153,430,500	170,548,000	323,978,500
Average CIF Loan Size	9,084	9,251	18,335

CIF Recovery as of June, 2010


CIF Due Recovery V/S CIF Recovered Amount									
Month	Dist. Kandhkot			Dist. Shikarpur			Total		
	Recovery Due	Amount Recovered	%age	Recovery Due	Amount Recovered	%age	Recovery Due	Amount Recovered	%age
9-Oct	0	58,000	0%	644,100	340,700	53%	644,100	398,700	62%
9-Nov	0	29,000	0%	338,800	2,026,650	598%	338,800	2,055,650	607%
9-Dec	0	596,000	0%	6,833,900	5,560,579	81%	6,833,900	6,156,579	90%
10-Jan	0	380,000	0%	1,677,200	1,624,656	97%	1,677,200	2,004,656	120%
10-Feb	0	380,500	0%	674,900	1,825,876	271%	674,900	2,206,376	327%
10-Mar	1,350,500	960,500	71%	1,408,200	2,380,840	169%	2,758,700	3,341,340	121%
10-Apr	3,203,000	396,000	12%	1,516,200	1,307,690	86%	4,719,200	1,703,690	36%
10-May	155,500	1,731,500	1114%	2,978,500	2,679,488	90%	3,134,000	4,410,988	141%
10-Jun	217,500	541,200	249%	9,381,800	9,506,362	101%	9,599,300	10,047,562	105%
Total	4,926,500	5,072,700	103%	25,453,600	27,252,841	107%	30,380,100	32,325,541	106%

Vocational Training Programme

Training component provides 25% of the households that are identified as being under the poverty line (poverty rank 0 - 18) with Vocational Training that leads to either self or external employment of both men & women to 10,500 participants from households that are in the 0-11 PSC category and to another 10,500 participants from households that are in the 12-18 PSC category. As of June, 2010 a total of

Vocational Training for 0 - 18 Households				
Poverty band	Gender wise Poverty analysis of VTP Beneficiaries	As of May, 2010	During June, 2010	Cumulative as of June, 2010
0-11 PSC	No of Female Beneficiaries Trained	1790	120	1915
	No of Male Beneficiaries Trained	2168	38	2206
	Total No of Beneficiaries Trained	3958	163	4121
12-18 PSC	No of Female Beneficiaries Trained	1745	240	1985
	No of Male Beneficiaries Trained	3011	79	3090
	Total No of Beneficiaries Trained	4756	319	5075
Overall Total	No of Female Beneficiaries Trained	3535	365	3900
	No of Male Beneficiaries Trained	5179	117	5296
	Total No of Beneficiaries Trained	8714	477	9191

Gender Analysis of VTP

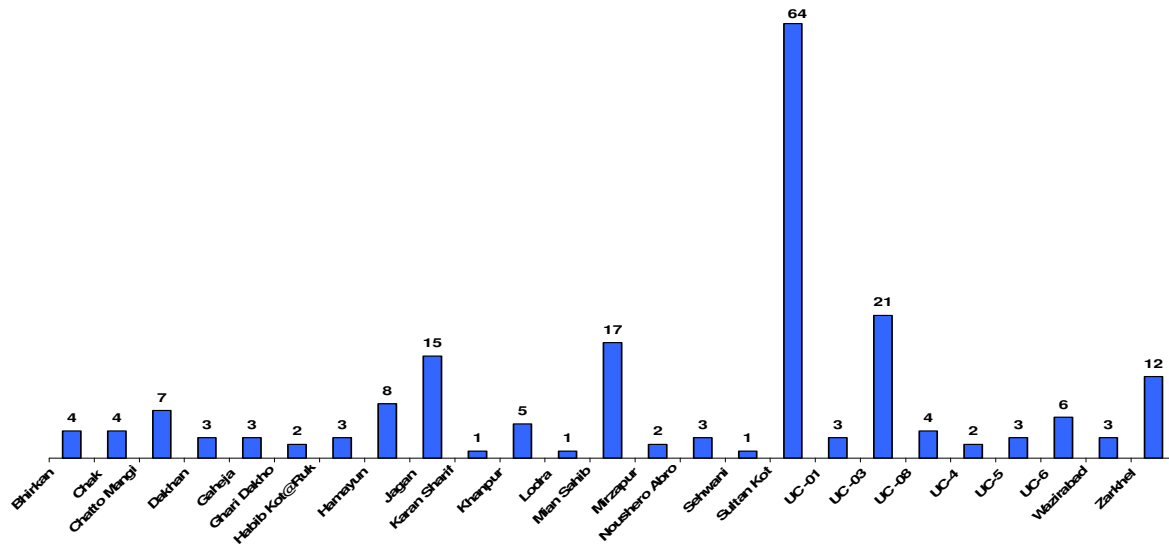


The above pie chart graph depicts the gender wise participation of the trainees. It shows that out of 482 trainees 76% (365) were women and 24% (117) of the participants in the vocational training events happened to be men.

UC wise Analysis of VTP

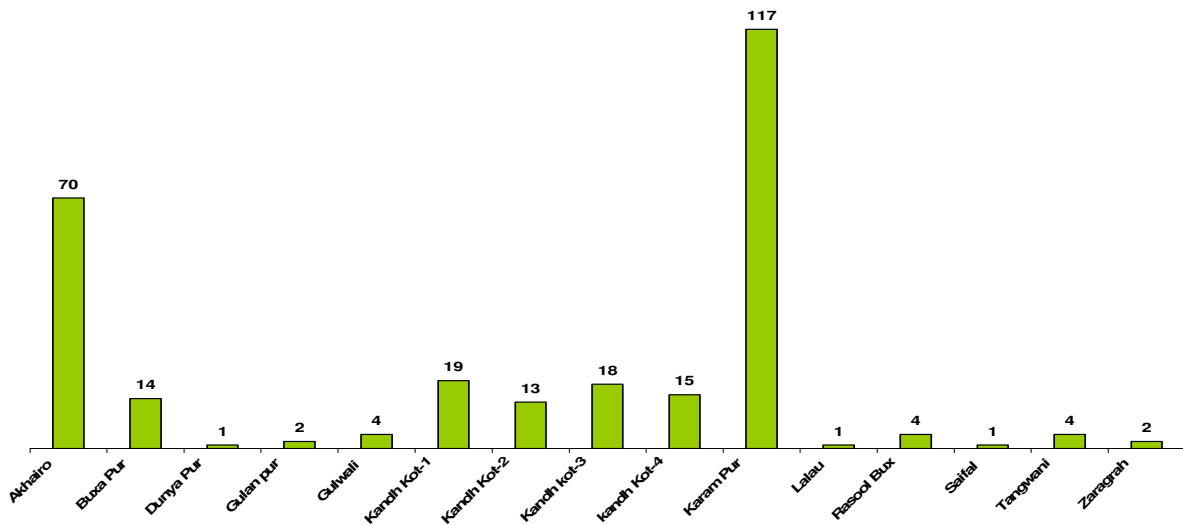
As trainees are identified by different field units set by SRSO. These 482 trainees were identified by SRSO team and then after screening these were passed for the proposed training accordingly after need based analysis. The below charts show the separately progress in both the districts shikarPur and Kandhkot and depicts the selection of trainees union Council wise

(District Shikar Pur VTP)



The above bar chart depicts the union council wise analysis of the ShikarPur district. Out of 197 VTP trainees, where 61 were men and 137 were women.

(District kandhkot VTP)



The above bar chart depicts the union council wise progress of the kandh kot district. Where out of 285 VTP trainees, 229 were women and 56 were men.

Trade wise analysis

Sl. #	Trade Name	As of May, 2010			During June, 2010			As of June 2010		
		Men	Women	Total	Men	Women	Total	Men	Women	Total
1	AC/Refrigeration Repair	311		311			0	311	0	311
2	Accivator			4			0	0	0	0
3	Applique Work			88		20	20	0	20	20
4	Arc Work		1032	1032		104	104	0	1136	1136
5	Auto Mechanic			106			0	0	0	0
6	Building Electrician	288		288			0	288	0	288
7	Beautician			211		52	52	0	52	52
8	Carpenter			1			0	0	0	0
9	CLEW	86		86	19		19	105	0	105
10	CNG Installation			69			0	0	0	0
11	Computer Hardware	386		386			0	386	0	386
12	Computer Software	611		611			0	611	0	611
13	Cooking			1			0	0	0	0
14	Dress Design	191		230			0	191	0	191
15	Driving	175		175			0	175	0	175
16	Electrician			68			0	0	0	0
17	Generator Rep	127		127			0	127	0	127
18	Heavy Machinery			32			0	0	0	0
19	Home Appliance			17			0	0	0	0
20	Lab Attendant	50		50	36		36	86	0	86
21	Machinist			7			0	0	0	0
22	Machine Embroidery		799	799		24	24	0	823	823
23	Mobile Repairing	736		736			0	736	0	736
24	Motor Winding	189		189			0	189	0	189
25	Motorcycle Repairing	734		734			0	734	0	734
26	Office Automation			112			0	0	0	0
27	Rilli Making		221	221		64	64	0	285	285
28	Tailoring	388	1024	1412		36	36	388	1060	1448
29	Topi Making			117		45	45	0	45	45
30	Tractor Rep			20			0	0	0	0
31	Tube Well Repairing			1			0	0	0	0
32	Typing Sindhi Urdu			115			0	0	0	0
33	UPS Making			66			0	0	0	0
34	Auto Electricians			8			0	0	0	0
35	Plumbing			20			0	0	0	0
36	Welding	187		187			0	187	0	187
37	O.T Attendant	18		18	25		25	43	0	43
38	TV Repairing			2			0	0	0	0

39	Posh Making			4			0	0	0	0
40	Steel Fixer			9			0	0	0	0
41	Medical Store Attendant	29		29	32		32	61	0	61
42	Ajrak making		4	4		20	20	0	24	24
43	Cushion Making			1			0	0	0	0
44	Candy Floss Making			10			0	0	0	0
45	Dental Attendant				5		5	5	0	5
Total		5179	3535	8714	117	365	482	5296	3900	9191

Mobile Training Centers a Step towards Easy Access for Rural Women

The focus of the project is on poverty reduction by involving people in their own development through a process of social mobilization. The women empowerment has been included as cross cutting aspect and covers the integral part in poverty alleviation. In UCBPRP project activities maximum endeavors have been made to ensure women participation. Likewise, skilled rural women can play significant role in socio-economic development. Accordingly the project is aiming at providing sufficient support to the destitute rather industrious women of the project area. IRM has taken fruitful step to facilitate easy access and participation of rural women in attending the vocational training activities at door step level. IRM establishes mobile vocational centers for specific period at certain place where more than one project union council’s women can attend training events. Conceptually vocational training enhances the knowledge and skills of potential women and enables them to earn livelihood while residing at their local places. These centers have over come the challenge of traditional background women’s participation that was restricted to be at their homes.

In the month of June three new field Training centers have been started in Kandh Kot and Shikar Pur, where poor women respectively are receiving “hands on” skills.



Community Physical Infrastructure

The project is providing 50% of the villages in its rural Union Councils with grants up to Rs.250,000 per Village Organization to complete missing infrastructure facilities such drinking water and sanitation. This intervention is working in two ways. One, it providing guaranteed employment opportunity to the poor thereby offering a "guaranteed employment scheme through community physical infrastructures and is in addition also

improving the prevailing situation in the targeted villages. Since the community is being organized through social mobilization, implementation of these schemes is community driven and no contractor is involved. In addition, as in other SRSO implemented CPIs, the entire post completion O&M costs is being borne by the community thus resulting in savings on capital as well as future O&M costs. As of June, 2010 a total of 329 schemes had been initiated and 121 schemes had been completed as detailed below:-



Activity	Type of Scheme	Shikarpur	Kandhkot	Total
		#	#	#
No of CPI schemes Surveyed	Drinking Water Supply	46	159	205
	Sanitation	125	68	193
	Total	171	227	398
No of Schemes Feasibilities/Project Digests Prepared	Drinking Water Supply	46	101	147
	Sanitation	125	68	193
	Total	171	169	340
No of Schemes Initiated	Drinking Water Supply	46	90	136
	Sanitation	125	68	193
	Total	171	158	329
No of Schemes Completed	Drinking Water Supply	46	45	91
	Sanitation	24	6	30
	Total	70	51	121

Low Cost Houses

Shelter support is being provided in terms of Low Cost Houses to households that require shelter, by providing required technical and material support up to Rs.60,000/- to rural households that are in the 0-11 PSC category in each District. As of June, 2010 construction on a total of 860 Low Cost Houses have been initiated and 91 of them have been completed with the beneficiary household now residing in these newly constructed houses.

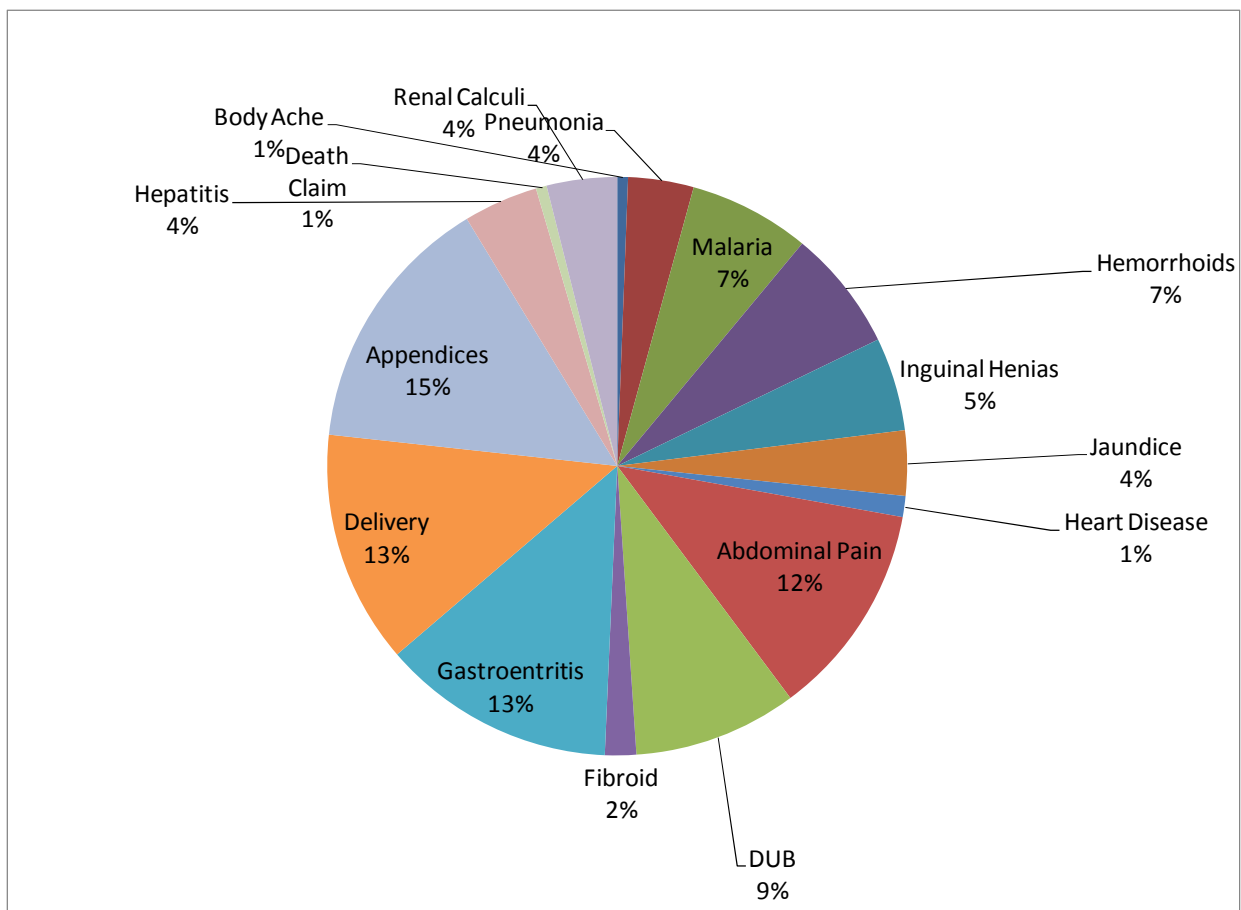
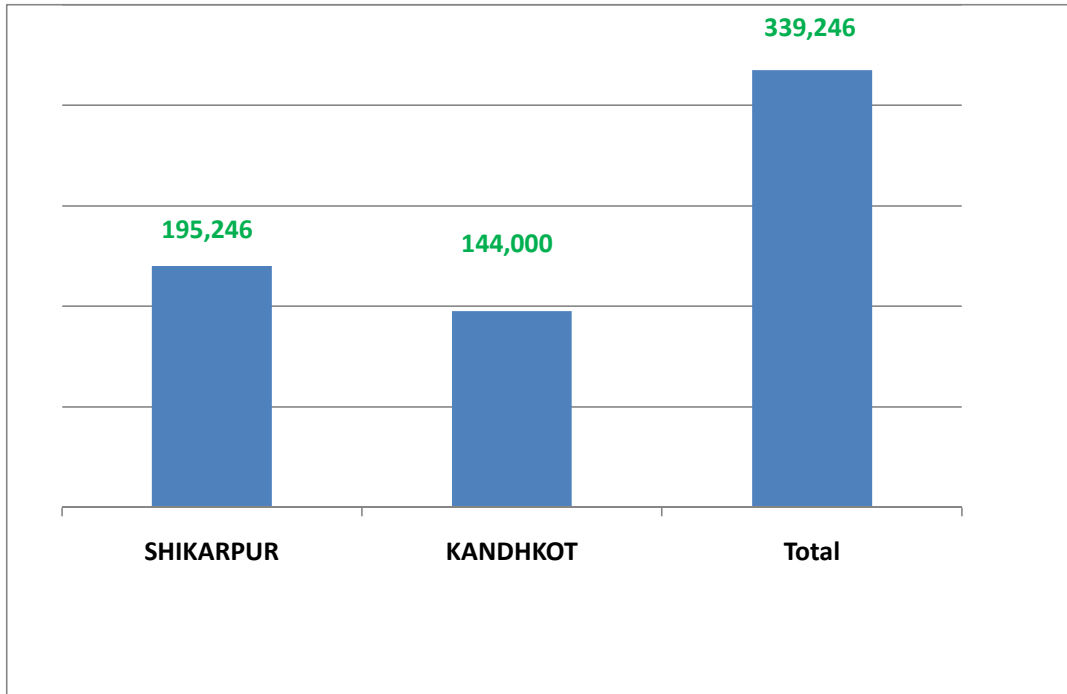


LOW COST HOUSING SCHEMES (LCHS) AS OF JUNE, 2010						
	No of houses surveyed	No of feasibility report prepared	No of houses initiated	No of houses completed	No of beneficiary VO's	No of beneficiary HH
Shikarpur	1,230	1,018	530	42	67	530
Kandhkot	1,133	897	330	49	18	330
TOTAL	2,363	1,915	860	91	85	860

Micro Health Insurance

The Micro health insurance This package allows all family members irrespective of age to avail hospitalization, accident and disability insurance for up to 25,000 each for day care, diagnostic services, and hospitalization (for more than 24 hours' stay) and obstetric care. Provision of micro health insurance is to provide a social safety net to 56,541 households who lie in the 0-18 poverty band. As of June, 2010, 56,000 Households with 339,246 beneficiaries had been insured in both districts. During the month of June, 2010 total 130 patient have been treated and Rs. 608,728 claim have been paid by Adamjee insurance. As of June total 561 patients had been treated and Rs. 2,592,660 had been paid by Adamjee Insurance.





PATIENTS



Beneficiaries

S No	Summary of Claims	As of May -2010	Progress June- 2010	Cumulative
1	Claims received from Districts	7	12	19
2	Claims received from Panel Hospitals	225	30	255
3	Total Amount	1,983,621	608,728	2,592,349
4	Claims Received from AIC	128	44	172
4	Amount of received claims of Panel Hospital from AIC	1,346,265	479,395	1,825,660

Traditional Birth Attendant (TBA)

UCBPRP is enhancing the skills of poor women by training them as Traditional Birth Attendants for improving maternal evaluation and child health and as a part of the safe motherhood initiative in both the districts and as of As of June, 2010 a total of 2,539 women have been trained in preventing post-partum sepsis by applying “three clean” during delivery and following placenta management procedures in their villages.

Productivity Enhancement Training

In September UCBPRP started a Research and Development program under the Project in order to effectively and efficiently reach out to women and the poorest segments of rural community, which increases the confidence and empower the poorest of rural women by providing them technical support and skill development. As of June, a total of 244 VO members have been trained in Agriculture & Livestock sector and 600 Family Nutrition Kits (FNK) had also been installed at household level.

Education Component

The progress of Education Component of UCBPRP is as of June, 2010, 39 Girls Primary Schools and 52 Boys Primary Schools have been functionalized in which 3660 Girls and 2096 Boys are enrolled. This figure is increasing day by day and the enrollment of

students is growing in ample and optimal results. In the project, there are 20 Second Shift Girls Primary Schools established where 1323 girls are enrolled so far. 9 Early Childhood Centers have been established in project districts and its enrollment is (Boys 103 & Girls 159), Total 262, i.e. over all enrollment morning, 2nd shift and ECEC is 7341 students)

District	No. of Village	No. of UCs	No. of Beneficiary HHs	No. of Beneficiary VOs	No. of Beneficiary Talukas
Kashmore	53	13	3917	53	2
Shikarpur	50	15	3424	50	2
Total	103	28	7341	103	4

Cheque Distribution for LCH

A ceremony of cheque disbursement amongst fire affected villagers to construct their homes under low cost housing scheme was held with VO at village Suleman Mangi UC Peer Bux Shujra and village Saedo Kori of UC Raheemabad, Taluka Khanpur. Incidences of fire eruption occurred in villages some two weeks ago and turned the villages in to ashes. SRSO reached their sudden after the incidence. VOs submitted resolution of homes, after processing which houses under LCHS were granted to VO members and cheque distribution ceremony was held in which Former defence minister & MNA Mr. Aftab Shoban Mirani, DCO Dr. Saeed Ahmed Mangnejo and other notables were guests of the ceremony.

2-Day Free Eye Camp at Shikarpur

As part of its program of betterment of masses, Sindh Rural Support Organization SRSO arranged 2-day free eye camp at RBUT (Rai Bahadur UdhawDas TaraChand) hospital Shikarpur on 15-16 June 2010. Expert doctors and staff of Al-Shifa Trust Sukkur diagnosed and treated patients. The camp started at 7:30 am, people of all talukas & UCs of Shikarpur district and neighboring UCs of Larkana and Jacobabad also came. Given below is summary of people who got benefit from this camp



- Total OPD 665 patients
- Treated by surgery 86
- Given glasses 100
- Given medicine/drops 350
- Given black glasses 86

Doctors, experts and staff of Al-Shifa collaborated well and the patients were picked and dropped to Shikarpur after surgical operations at Sukkur.

Chairman SRSO Visit along with high officials

Date: June 24, 2010

District: Kashmore-Kandhkot, Jackabad

His Note for Record;

By: Shoaib Sultan Khan

June 29, 2010

Subject: Visit to Sindh Rural Support Organization (SRSO)

Sindh is the first province which accepted the concept of Union Council Based Comprehensive Poverty Reduction Programme and sanctioned Rs. 2.9 billion for implementation in January 2009 in two districts. Encouraged by the pace of implementation of the Union Council Based Poverty Reduction Programme (UCBPRP) , the provincial government sanctioned implementation of UCBPRP in four more districts in 2010 with an allocation of Rupees six billion.

The Chief Minister Syed Qaim Ali Shah, personally reviewed the progress of the UCBPRP in the districts of Shikarpur and Kashmore in the month of May where more than 5,000 women came to greet him representing 190,000 women households, so for mobilized by SRSO in the two districts. The Chief Minister was visibly moved and seemed inspired by what he saw and he publicly lauded the achievements of the SRSO led by Dr. Sono Khangharani its CEO.

An innovation introduced by SRSO is the Process Monitoring of the progress of the UCBPRP by an independent institution. The Islamabad based Sustainable Development Policy Institute (SDPI) was contracted by the Board of Directors of SRSO to undertake Process Monitoring. SDPI’s findings in their third report to the Board, are as follows:

- Social Mobilization 96% households organized
- Collective Decision Making 89% members
- VO members chose leaders 86% cases
- VO members falling in PSC 0-18 95%
- VO Proper Bank Account 90%
- Managerial skills imparted 86% Managers
- Local Book Keepers 92%
- Literate Book Keepers 91.7%
- Minutes, Savings & Pass Books 91.4% to 95.8% maintained
- IGG Beneficiaries 0-11 100%
- IGG availed by office bearers 7.4%
- Micro Investment Plan prepared 70%

- Awareness about CIF	90%
- CIF office bearers beneficiaries	2.7%
- CIF Recovery on time	100%
- CIP local labour	67%
- Material purchased from local market	100%
- Quality material	88%
- CPI well maintained	87%
- Awareness about Vocational Training	85.7%
- Trainees CO members	100%
- Trainees employed	2.1%
- Self employed	46.8%
- Awareness about Micro Health Insurance	85%
- Low Cost Housing PSC 0-11	100%
- Shelterless	100%
- Local labour	100%

On my field visits, I visited Village Ghulam Haider Khoso in Union Council Rasool Bakhsh Chachar of district Kashmir comprising 63 households with the following poverty profile:

0 – 11	29
12-18	9
19-23	13
24 & above	12

Which had organized themselves in 4 community organizations and had saved Rs. 13,635, They had accessed the following interventions of the UCBPRP:

Community Investments Fund	38
Micro Health Insurance	38
Vocational Training	14

Those who had acquired training had formed a Business Development Group and to date had earned Rs. 20,000. Now the Group has succeeded in establishing direct link with the market and expects to receive much larger orders. The Coordinator of the Programme Khawar Parveen expects the Group to do well. She has already linked 24 such groups to the market engaged in producing diverse products. For the whole village provision of drinking water, through a technical innovation, sucking water by four hand pumps from a distance of 2 kms through pipes, was indeed a boon. The women described how they used to bring water from a distance of 2 kms. Except for the maintenance of the hand pump, for which a male member of the village has already received training, the project needs no maintenance with no recurring cost. There were also 7 houses under construction, each at a cost of Rs. 60,000. The owners were busy building the houses with assistance from their own family members.

An improved and cost effective design based on prefabricated blocks, suggested by Arif Hasan, is also being built in the village. In the Village Organization meeting, members of all the four COs were present. There was participation from members also in the discussion. The office bearers of the VO, the President and the Manager, did not monopolise the discussion. They facilitated the members to have their say. The most remarkable development, since my last visit three months ago, was the maintenance of records and book keeping. Every member had updated savings book and each one knew how much savings they have. The VO and CO records were impeccably maintained along with the bank deposit receipts. The Book Keepers had done a splendid job. The SRSO Management deserves congratulations on bringing about this critical improvement. Hopefully all COs and VOs would ensure similar records and book keeping.

To further improve book keeping, I would suggest that the VO should issue receipts of the savings amount deposited by the CO with the VO. Although record of deposits is being kept by the VO and CO separately, the CO has no documentary proof, by way of receipt from the VO. This should be immediately introduced and SRSO Management should get Receipt Books printed and issued to VOs. Another matter which needs attention is the remuneration of the Book Keepers. There should be no fixed salary. It should be performance related. A fixed amount per CO/VO accounts updated per visit. There was an interesting discussion how the village surroundings and interior can be improved to give a presentable look to the village. A number of ideas were floated and it was agreed to develop a village development plan doable by the VO itself with some assistance from the Engineering Section of SRSO. This was my first visit to an Urban Women Group in Khandkot town. The streets were paved but the drains were choked giving a bad stench. I made an offer of partnership, if the organized communities would take the responsibility of keeping their Mohalla drains clean, SRSO can enter into a partnership offering them interventions which would help them address their problems of employment through income generating grants (IGG) and community investment fund (CIF) and vocational training. Health can be taken care by micro health insurance and of course by sanitation through their effort. There was a very positive response from the over 300 women assembled to this offer of partnership. A sustainable arrangement would be when the Mohalla or lane groups instead of offering to keep the drains clean themselves, engage and pay someone on a permanent basis to keep the drains clean. The Vocational Training Centre in Kandkhot was buzzing with activity and women were busy learning different crafts linked to market demand. It is only through Tracer Surveys, the efficacy of the training could be determined. SRSO is already engaged in doing so of the nearly 10,000 persons already trained.

There was a first dialogue at village Fateh Mohammad Lashari in Union Council Dinpur district Jacobabad. This is the new district where GoS has expanded UCBPRP. There were 93 households present whose poverty score card (PSC) was as follows:

0 – 11	15
12 – 18	21
19 – 23	16
24 & above	41

I introduced the approach of UCBPRP and asked them if they were prepared to fulfil their obligations, namely,

(i) getting organized in 15-20 household groups;

(ii) identifying honest and competent leaders as president and manager from amongst themselves and accepting obligations of regular meetings, savings and human resource development. Many women raised their hands to take the responsibility of organizing the households in COs and indicated the date and time to the SRSO Social Organizer to visit them to discuss in detail the requirements of a sustainable organization. As to what the SRSO would do for them, if they get organized, I suggested once organized, their office bearers of COs can visit adjoining districts of Shikarpur and Kashmore to see what organized COs and VOs are doing in partnership with SRSO.

My field visit to SRSO was most heartening and satisfying for me and I congratulate Sono and his team for not only the Presidential Award which Sono has got but that he truly deserved it.