



## **Union Council Based Poverty Reduction Programme**

**Funded By:**

**Government of Sindh**

**Implemented By:**

**Sindh Rural Support Organization**

**Monthly Progress Report as of October, 2011**

**District Shikarpur, Kashmore-Kandhkot & Jacobabad**

## Table of Contents

Executive Summary	3
District wise & Activity wise Progress	5
Social Mobilization	11
Income Generating Grant	14
Community Investment Fund	15
CIF Cycle & CIF recovery	16
Vocational Trainings	17
Community Physical Infrastructure	20
Micro Health Insurance	21
Village Rehabilitation	26
Education Component	30
Visits & Meetings	32
Work Plan Dist Shikarpur & Kashmore	34
Work Plan Dist Jacobabad	35

## Executive Summary

The Union Council Based Poverty Reduction Programme (UCBPRP) is a ground-breaking program of the Government of Sindh aimed at reducing poverty by tapping into the potential of the people. It is being implemented by Sindh Rural Support Organization (SRSO) and was initiated on February 1, 2009 in two districts: Shikarpur and Kandhkot-Kashmore. After analyzing the performance in both districts, Government of Sindh initiated this programme in Jacobabad district as well in June, 2010. The UCBPRP aims at improving the quality of life of the rural communities, especially that of the poorest of the poor, through the conceptual package of social mobilization.

This entails organizing rural communities into “organizations of the poor” at the community, village and union council level. In order to accomplish this, SRSO conducted “Poverty Score Card” exercise in 113 union councils in Shikarpur, Kashmore-Kandhkot and Jacobabad to help identify the poor and the poorest. Due to the flood few months the overall activities of the UCBPRP remained halted, after that this programme was extended for a year.

As of October, 2011 total 264,467 households had been organized into 15,457 community organization and clustered into 5,224 village organization in three districts i-e Shikarpur, Kashmore-Kandhkot and Jacobabad.

After three years the Community/Village Organizations has been developed their governance systems as they undertake more and more development activities. Their institutional maturity and their ability to influence government and other stakeholders have been built over time. The RSP experience has shown that a mosaic of civil society organizations has developed where mobilization has taken place. The clustering of Community Organizations leads to the formation of Village Organizations. The clustering of Village Organizations leads to the formation of cluster-level Local Support Organizations (LSOs) which represent the second generation social mobilization. As of October, 2011 total 11 Local Support Organizations at union council level had been formed. As such, the project as part of human resource development of these three tiers has imparted the trainings for the capacity building of the office bearers of the Cos, VOs and LSOs; the CO is the ideal grass-roots organization for identifying potential recipients for various household level interventions under each PSC band. It is very much essential that the capacity building of office bearers of the COs is carried out to make them fully functional because unless this is not done an effective mechanism for delivery and monitoring of services.

As of October, 2011 total 36,980 CO members had been trained and 31,485 VO members had been trained.

The UCBPRP also includes a component whereby youth from extremely poor and chronically poor households will be identified and provided scholarships for receiving vocational training. As of October, 2011 total 20,162 participants had been trained in different trades.

The lower band of extremely poor or the poorest of the poor (PSC Category 0-11) consists of widows or people with chronic disabilities. The basic objective of IGG is to provide in-kind grants for purchasing of Livestock, Agriculture and there are lots of examples in different VOs of households that have been able to graduate the next level. It ensures proper and productive use of grants and lots of IGG beneficiaries are able take CIF, which shows that they are now out of the box of the poorest of the poor in 0-11 band. As of October, 2011 Income Generating Grant had been given to 4,172 members. The most appropriate intervention is setting up of a village based revolving fund at the community level called "Community Investment Fund" or CIF'. The CIF is managed by an

organized community and provides interest free loans for 0-18 households. As of October, 2011 a total of Rs.504.438 million had been disbursed among 58,710 members.

Under the project, 50% of the villages having a VO are to be given one scheme of Community Physical Infrastructure (CPI), which may include sanitation and drinking water supply as a grant. Shelter support is being provided in terms of Low Cost Houses to the extremely poor households who live in thatched huts and require shelter. From Feb, 2009 to June, 2011 construction on a total of 4,926 LCHS had been initiated and 4,105 had been completed in three districts i-e Shikarpur, Kashmore and Jacobabad and the households are residing in them. After the flood with reference of the Board decision it was decided to complete CPI as well as Low Cost Houses which are in non-flooded areas. The Micro Health Insurance package allows all family members irrespective of age to avail hospitalization, accident and disability insurance for up to 25,000 each for day care, diagnostic services, and hospitalization (for more than 24 hours' stay) and obstetric care. This social safety net measure is being provided to households that are in the 0-18 poverty band in order to pre-empt health accidents which result in reversal of the poverty alleviation efforts because households fall into vulnerability and poverty when one of their family members gets hospitalized. The package also includes an accidental cover (disability compensation) and financial support of a sum of Rs.2,5000/ as Funeral Charges in case of death of a breadwinner of the family. As of October, 2011, total 3,206 patients had been treated and Adamjee had been paid Rs. 52,046,054

After the flood the pilot activity for UCBPRP was temporarily suspended until the flood subsided. Since the flood changed the overall scenario, GoS extended its support to flood affected people in relief and rehabilitation while providing shelter for them on priority basis. As of October, 2011, work has been initiated over 6,351 houses and 5,807 houses had been completed.

District Wise Achievement as of October, 2011 (District Shikarpur, Kashmore & Jacobabad)										
S. No	Activity	District	Revised Project Targets	As of September, 2011		October, 2011		As of October, 2011		
				Targets as of Set, 11	Achievement as of Sept, 11	Targets for the Oct, 11	Achievement for the Oct,11	Targets as of Oct, 11	Achievement as of Oct, 11	%
1	Poverty Score Card	Shikarpur	50	50	50	-	-	50	50	100
		Kashmore	37	37	37	-	-	37	37	100
		Jacobabad	29	29	29	-	-	29	29	100
	Sub-Total		116	116	116	-	-	116	116	100
2	Households Organized	Shikarpur	103,789	103,789	102,306	-	-	103,789	102,306	99
		Kashmore	76,803	76,803	80,345	-	-	76,803	80,345	100
		Jacobabad	73,830	63,753	76,533	3,000	5,283	66,753	81,816	100
	Sub-Total		254,422	244,345	259,184	3,000	5,283	247,345	264,467	100
3	CO Formation	Shikarpur	6,919	6,919	5,846	-	-	6,919	5,846	84
		Kashmore	5,120	5,120	4,710	-	-	5,120	4,710	92
		Jacobabad	4,922	3,878	4,601	200	300	4,078	4,901	100
	Sub-Total		16,961	15,917	15,157	200	300	16,117	15,457	96
4	CO members trained in management skills	Shikarpur	12,678	10,459	10,798	453	635	10,912	11,433	100
		Kashmore	9,382	7,739	7,489	335	390	8,074	7,879	98
		Jacobabad	4,922	1,790	2,286	450	341	2,240	2,627	100
	Sub-Total		26,982	19,988	20,573	1,238	1,366	21,226	21,939	100
5	CO members trained in CIF Need	Shikarpur	12,678	6,537	6,928	466	627	7,003	7,555	100
		Kashmore	9,382	4,837	4,519	345	390	5,182	4,909	95
		Jacobabad	4,922	1,738	2,236	450	341	2,188	2,577	100
	Sub-Total		26,982	13,112	13,683	1,261	1,358	14,373	15,041	100
6	Village Organizations Formed	Shikarpur	2,414	2,414	1,810	-	-	2,414	1,810	75
		Kashmore	1,786	1,786	1,673	-	-	1,786	1,673	94
		Jacobabad	1,200	1,200	1,635	45	106	1,245	1,741	100
	Sub-Total		5,400	5,400	5,118	45	106	5,445	5,224	96
7	No. of Participants Trained in VO Management	Shikarpur	5,096	5,961	6,052	-	201	5,961	6,253	100
		Kashmore	3,771	4,412	4,435	-	106	4,412	4,541	100
		Jacobabad	2,400	1,242	1,276	400	606	1,642	1,882	100
	Sub-Total		11,267	11,615	11,763	400	913	12,015	12,676	100
8	No. of Participants Trained in VO CIF Training	Shikarpur	5,096	4,743	4,647	-	10	4,743	4,657	98
		Kashmore	3,771	3,509	3,719	-	14	3,509	3,733	100
		Jacobabad	2,400	765	726	400	509	1,165	1,235	100
	Sub-Total		11,267	9,017	9,092	400	533	9,417	9,625	100

District Wise Achievement as of October, 2011 (District Shikarpur, Kashmore & Jacobabad)										
S. No	Activity	District	Revised Project Targets	As of September, 2011		October, 2011		As of October, 2011		
				Targets as of Set, 11	Achievement as of Sept, 11	Targets for the Oct, 11	Achievement for the Oct,11	Targets as of Oct, 11	Achievement as of Oct, 11	%
9	VO Book Keeping Training (No of Pax)	Shikarpur	5,097	4,427	4,061	-	71	4,427	4,132	93
		Kashmore	3,771	3,276	3,642	-	68	3,276	3,710	100
		Jacobabad	2,400	1,065	1,057	379	285	1,444	1,342	93
	Sub-Total		11,268	8,768	8,760	379	424	9,147	9,184	100
10	Local Support Organizations Formed	Shikarpur	35	9	7	3	1	12	8	67
		Kashmore	25	6	3	2	-	8	3	38
		Jacobabad	5	-	-	-	-	-	-	-
	Sub-Total		65	15	10	5	1	20	11	55
11	CIF to be given Local Support Organizations	Shikarpur	35	-	-	3	-	3	-	-
		Kashmore	25	-	-	2	-	2	-	-
		Jacobabad	-	-	-	-	-	-	-	-
	Sub-Total		60	-	-	5	-	5	-	-
12	LSO members trained in CIF Appraisal, Monitoring and Book Keeping	Shikarpur	172	-	-	19	-	19	-	-
		Kashmore	128	-	-	14	-	14	-	-
		Jacobabad	-	-	-	-	-	-	-	-
	Sub-Total		300	-	-	33	-	33	-	-
13	LSO members trained in Managerial skills, Book Keeping	Shikarpur	172	-	-	19	-	19	-	-
		Kashmore	128	-	-	14	-	14	-	-
		Jacobabad	-	-	-	-	-	-	-	-
	Sub-Total		300	-	-	33	-	33	-	-
14	LSO members to be sent on Exposure Visits	Shikarpur	103	-	-	11	7	11	7	64
		Kashmore	107	-	-	9	3	9	3	33
		Jacobabad	-	-	-	-	-	-	-	-
	Sub-Total		210	-	-	20	10	20	10	50
15	Households to be Given IGG	Shikarpur	3,668	2,172	2,007	166	163	2,338	2,170	93
		Kashmore	2,715	1,607	1,374	123	36	1,730	1,410	82
		Jacobabad	1,573	220	444	100	148	320	592	100
	Sub-Total		7,956	3,999	3,825	389	347	4,388	4,172	95
16	Households to be Given CIF	Shikarpur	44,607	29,542	29,098	1,831	1,388	31,373	30,486	97
		Kashmore	33,010	21,861	22,384	1,355	166	23,216	22,550	97
		Jacobabad	10,131	5,624	3,871	1,752	1,803	7,376	5,674	77
	Sub-Total		87,748	57,027	55,353	4,938	3,357	61,965	58,710	95

District Wise Achievement as of October, 2011 (District Shikarpur, Kashmore & Jacobabad)										
S. No	Activity	District	Revised Project Targets	As of September, 2011		October, 2011		As of October, 2011		
				Targets as of Set, 11	Achievement as of Sept, 11	Targets for the Oct, 11	Achievement for the Oct,11	Targets as of Oct, 11	Achievement as of Oct, 11	%
17	Households to be Given Scholarship for VTP	Shikarpur	14,478	9,851	8,818	514	794	10,365	9,612	93
		Kashmore	10,713	7,289	6,823	380	240	7,669	7,063	92
		Jacobabad	5,811	3,276	2,659	462	828	3,738	3,487	93
Sub-Total			31,002	20,416	18,300	1,356	1,862	21,772	20,162	93
18	Villages to be Given Drinking Water Supply	Shikarpur	460	437	421	8	-	445	421	95
		Kashmore	341	324	340	6	-	330	340	100
		Jacobabad	300	106	-	-	-	106	-	-
Sub-Total			1,101	867	761	14	-	881	761	86
19	Locations to improve under Low Cost Village	Shikarpur	80	32	44	-	-	32	44	100
		Kashmore	60	24	12	-	-	24	12	50
		Jacobabad	-	-	-	-	-	-	-	-
Sub-Total			140	56	56	-	-	56	56	100
20	Low Cost Housing Scheme	Shikarpur	3,128	2,284	2,581	281	-	2,565	2,581	100
		Kashmore	2,314	1,691	1,394	208	-	1,899	1,394	73
		Jacobabad	2,000	130	130	-	-	130	130	100
Sub-Total			7,442	4,105	4,105	489	-	4,594	4,105	89
21	Experience Sharing Workshops	Shikarpur	67,255	17,353	19,701	-	-	17,353	19,701	100
		Kashmore	49,769	12,842	10,494	-	-	12,842	10,494	82
		Jacobabad	11,520	175	-	-	-	175	-	-
Sub-Total			128,544	30,370	30,195	-	-	30,370	30,195	99
22	Productivity Enhancement Training	Shikarpur	793	140	117	-	-	140	117	84
		Kashmore	587	104	127	-	-	104	127	100
		Jacobabad	1,000	375	-	-	-	375	-	-
Sub-Total			2,380	619	244	-	-	619	244	39
23	TBA	Shikarpur	2,002	1,611	1,694	49	-	1,660	1,694	100
		Kashmore	1,481	1,192	1,109	36	-	1,228	1,109	90
		Jacobabad	1,200	500	-	-	-	500	-	-
Sub-Total			4,683	3,303	2,803	85	-	3,388	2,803	83
24	Non Functional Schools to be Functionalized	Shikarpur	150	117	110	55	55	55	55	100
		Kashmore	150	87	94	44	47	47	47	100
		Jacobabad	200	80	-	-	-	80	-	-
Sub-Total			500	284	204	99	102	182	102	56
25	2nd Shift Girls Schools to be established	Shikarpur	100	28	18	9	9	9	9	100
		Kashmore	100	20	30	15	15	15	15	100
		Jacobabad	200	-	-	50	-	50	-	-
Sub-Total			400	48	48	74	24	74	24	32
26	Early Child Hood Centers to be established	Shikarpur	100	10	8	4	4	4	4	100
		Kashmore	100	8	10	5	5	5	5	100
		Jacobabad	200	80	-	50	-	130	-	-
Sub-Total			400	98	18	59	9	139	9	6

### District Wise Achievement as of October, 2011 (District Shikarpur)

S. No	Activity	Revised Project Targets	As of September, 2011		October, 2011		As of October, 2011		
			Targets as of Set, 11	Achievement as of Sept, 11	Targets for the Oct, 11	Achievement for the Oct,11	Targets as of Oct, 11	Achievement as of Oct, 11	%
1	Poverty Score Card	50	50	50	-	-	50	50	100
2	Households Organized	103,789	103,789	102,306	-	-	103,789	102,306	99
3	CO Formation	6,919	6,919	5,846	-	-	6,919	5,846	84
4	CO members trained in management skills	12,678	10,459	10,798	453	635	10,912	11,433	100
5	CO members trained in CIF Need	12,678	6,537	6,928	466	627	7,003	7,555	100
6	Village Organizations Formed	2,414	2,414	1,810	-	-	2,414	1,810	75
7	No. of Participants Trained in VO Management	5,096	5,961	6,052	-	201	5,961	6,253	100
8	No. of Participants Trained in VO CIF Training	5,096	4,743	4,647	-	10	4,743	4,657	98
9	VO Book Keeping Training (No of Pax)	5,097	4,427	4,061	-	71	4,427	4,132	93
10	Local Support Organizations Formed	35	9	7	3	1	12	8	67
11	CIF to be given Local Support Organizations	35	-	-	3	-	3	-	-
12	LSO members trained in CIF Appraisal, Monitoring and Book Keeping	172	-	-	19	-	19	-	-
13	LSO members trained in Managerial skills, Book Keeping	172	-	-	19	-	19	-	-
14	LSO members to be sent on Exposure Visits	103	-	-	11	7	11	7	64
15	Households to be Given IGG	3,668	2,172	2,007	166	163	2,338	2,170	93
16	Households to be Given CIF	44,607	29,542	29,098	1,831	1,388	31,373	30,486	97
17	Households to be Given Scholarship for VTP	14,478	9,851	8,818	514	794	10,365	9,612	93
18	Villages to be Given Drinking Water Supply	460	437	421	8	-	445	421	95
19	Locations to improve under Low Cost Village	80	32	44	-	-	32	44	100
20	Low Cost Housing Scheme	3,128	2,284	2,581	281	-	2,565	2,581	100
21	Experience Sharing Workshops	67,255	17,353	19,701	-	-	17,353	19,701	100
22	Productivity Enhancement Training	793	140	117	-	-	140	117	84
23	TBA	2,002	1,611	1,694	49	-	1,660	1,694	100
24	Non Functional Schools to be Functionalized	150	117	110	55	55	55	55	100
25	2nd Shift Girls Schools to be established	100	28	18	9	9	9	9	100
26	Early Child Hood Centers to be established	100	10	8	4	4	4	4	100



### District Wise Achievement as of October, 2011 (District Kashmir)

S. No	Activity	Revised Project Targets	As of September, 2011		October, 2011		As of October, 2011		
			Targets as of Set, 11	Achievement as of Sept, 11	Targets for the Oct, 11	Achievement for the Oct,11	Targets as of Oct, 11	Achievement as of Oct, 11	%
1	Poverty Score Card	37	37	37	-	-	37	37	100
2	Households Organized	76,803	76,803	80,345	-	-	76,803	80,345	100
3	CO Formation	5,120	5,120	4,710	-	-	5,120	4,710	92
4	CO members trained in management skills	9,382	7,739	7,489	335	390	8,074	7,879	98
5	CO members trained in CIF Need	9,382	4,837	4,519	345	390	5,182	4,909	95
6	Village Organizations Formed	1,786	1,786	1,673	-	-	1,786	1,673	94
7	No. of Participants Trained in VO Management	3,771	4,412	4,435	-	106	4,412	4,541	100
8	No. of Participants Trained in VO CIF Training	3,771	3,509	3,719	-	14	3,509	3,733	100
9	VO Book Keeping Training (No of Pax)	3,771	3,276	3,642	-	68	3,276	3,710	100
10	Local Support Organizations Formed	25	6	3	2	-	8	3	38
11	CIF to be given Local Support Organizations	25	-	-	2	-	2	-	-
12	LSO members trained in CIF Appraisal, Monitoring and Book Keeping	128	-	-	14	-	14	-	-
13	LSO members trained in Managerial skills, Book Keeping	128	-	-	14	-	14	-	-
14	LSO members to be sent on Exposure Visits	107	-	-	9	3	9	3	33
15	Households to be Given IGG	2,715	1,607	1,374	123	36	1,730	1,410	82
16	Households to be Given CIF	33,010	21,861	22,384	1,355	166	23,216	22,550	97
17	Households to be Given Scholarship for VTP	10,713	7,289	6,823	380	240	7,669	7,063	92
18	Villages to be Given Drinking Water Supply	341	324	340	6	-	330	340	100
19	Locations to improve under Low Cost Village	60	24	12	-	-	24	12	50
20	Low Cost Housing Scheme	2,314	1,691	1,394	208	-	1,899	1,394	73
21	Experience Sharing Workshops	49,769	12,842	10,494	-	-	12,842	10,494	82
22	Productivity Enhancement Training	587	104	127	-	-	104	127	100
23	TBA	1,481	1,192	1,109	36	-	1,228	1,109	90
24	Non Functional Schools to be Functionalized	150	87	94	44	47	47	47	100
25	3rd Shift Girls Schools to be established	100	20	30	15	15	15	15	100
26	Early Child Hood Centers to be established	100	8	10	5	5	5	5	100

**District Wise Achievement as of October, 2011 (District Jacobabad)**

S. No	Activity	Revised Project Targets	As of September, 2011		October, 2011		As of October, 2011		
			Targets as of Set, 11	Achievement as of Sept, 11	Targets for the Oct, 11	Achievement for the Oct,11	Targets as of Oct, 11	Achievement as of Oct, 11	%
1	Poverty Score Card	29	29	29	-	-	29	29	100
2	Households Organized	73,830	63,753	76,533	3,000	5,283	66,753	81,816	100
3	CO Formation	4,922	3,878	4,601	200	300	4,078	4,901	100
4	CO members trained in management skills	4,922	1,790	2,286	450	341	2,240	2,627	100
5	CO members trained in CIF Need	4,922	1,738	2,236	450	341	2,188	2,577	100
6	Village Organizations Formed	1,200	1,200	1,635	45	106	1,245	1,741	100
7	No. of Participants Trained in VO Management	2,400	1,242	1,276	400	606	1,642	1,882	100
8	No. of Participants Trained in VO CIF Training	2,400	765	726	400	509	1,165	1,235	100
9	VO Book Keeping Training (No of Pax)	2,400	1,065	1,057	379	285	1,444	1,342	93
10	Local Support Organizations Formed	5	-	-	-	-	-	-	-
11	CIF to be given Local Support Organizations	-	-	-	-	-	-	-	-
12	LSO members trained in CIF Appraisal, Monitoring and Book Keeping	-	-	-	-	-	-	-	-
13	LSO members trained in Managerial skills, Book Keeping	-	-	-	-	-	-	-	-
14	LSO members to be sent on Exposure Visits	-	-	-	-	-	-	-	-
15	Households to be Given IGG	1,573	220	444	100	148	320	592	100
16	Households to be Given CIF	10,131	5,624	3,871	1,752	1,803	7,376	5,674	77
17	Households to be Given Scholarship for VTP	5,811	3,276	2,659	462	828	3,738	3,487	93
18	Villages to be Given Drinking Water Supply	300	106	-	-	-	106	-	-
19	Locations to improve under Low Cost Village	-	-	-	-	-	-	-	-
20	Low Cost Housing Scheme	2,000	130	130	-	-	130	130	100
21	Experience Sharing Workshops	11,520	175	-	-	-	175	-	-
22	Productivity Enhancement Training	1,000	375	-	-	-	375	-	-
23	TBA	1,200	500	-	-	-	500	-	-
24	Non Functional Schools to be Functionalized	200	80	-	-	-	80	-	-
25	4th Shift Girls Schools to be established	200	-	-	50	-	50	-	-
26	Early Child Hood Centers to be established	200	80	-	50	-	130	-	-

### Social Mobilization

UCBPRP is creating impact and transforming the social mobilization process into a more effective tool for empowering people and distinguishing the Community Organizations as effective sources for poverty reduction and delivery of services. To expand the impact of social mobilization this programme focuses on; Expanding the role of Community Activists, increasing participation of Women and Poor in the socio-economic development process, Clearness, Accountability and Equitable Distribution, Independent Fund Management by the Communities, Self Help and Civic responsibilities, Forging linkages, Poor women have started to develop concrete, action oriented solutions to identify problems and challenges.

As of October, 11 a total of 264,467 households has been organized in three districts. Below given table portray the progress of each district.

Activity	District	As of October, 2011		
		Targets as of Oct, 11	Achievement as of Oct, 11	%
Households Organized	Shikarpur	103,789	102,306	99
	Kashmore	76,803	80,345	100
	Jacobabad	66,753	81,816	100
Sub-Total		<b>247,345</b>	<b>264,467</b>	<b>100</b>

### Thematic model of a Community Organization

Organizing community members into Community Organizations through social mobilization is a problem-solving approach whereby the community is empowered with the knowledge and skills to identify and prioritize its needs, and problems, harness its resources to deal with these problems and take actions collectively. Village Organization is association of women to strengthen the capacity of the poor for sustainable development and create a link between rural people and other institutions. All COs are federated into VOs for the representation of CO members at village level.

As of October, 2011 a total of 15,457 Community Organizations has been formed in three districts, district wise target v/s achievement is given below table;

Activity	District	As of October, 2011		
		Targets as of Oct, 11	Achievement as of Oct, 11	%
CO Formation	Shikarpur	6,919	5,846	84
	Kashmore	5,120	4,710	92
	Jacobabad	4,078	4,901	100
Sub-Total		<b>16,117</b>	<b>15,457</b>	<b>96</b>

### CO Level Training

The CO is the ideal grass-roots organization for identifying potential recipients for various household level interventions under each PSC band. It is very much essential that the capacity building of office bearers of the COs is carried out to make them fully functional because unless this is not done an effective mechanism for delivery and monitoring of services through these two tiers of social mobilization cannot be developed.

As such, the project as part of human resource development of these two tiers has imparted the following trainings for the capacity building of the office bearers of the Cos.

#### **CO members trained in management skills & CO members trained in CIF need identification**

As of October, 2011 a total of 36,980 CO members has been trained in both trainings in three districts, below given table shows the district wise detail;

Activity	District	As of October, 2011		
		Targets as of Oct, 11	Achievement as of Oct, 11	%
CO members trained in management skills	Shikarpur	10,912	11,433	100
	Kashmore	8,074	7,879	98
	Jacobabad	2,240	2,627	100
Sub-Total		21,226	21,939	100
CO members trained in CIF Need	Shikarpur	7,003	7,555	100
	Kashmore	5,182	4,909	95
	Jacobabad	2,188	2,577	100
Sub-Total		14,373	15,041	100

### Village Organization

Community Organizations are being federated into Village Organizations at Village level, therefore, as of October, 2011 a total of 5,224 Village Organizations has been formed in three districts, detailed table shows the district wise number of formed village organizations;

Activity	District	As of October, 2011		
		Targets as of Oct, 11	Achievement as of Oct, 11	%
Village Organizations Formed	Shikarpur	2,414	1,810	75
	Kashmore	1,786	1,673	94
	Jacobabad	1,245	1,741	100
Sub-Total		5,445	5,224	96

### VO Level Training

There are three types of training are being given to the office bearer of Village Organization, after the federation of Cos into Vos; which are;

#### VO Management

#### VO Community Investment Fund

#### VO Book Keeping

As of October, 2011 a total of 31,485 VO members has been trained in all above training in three districts, in this regards below given table shows the district wise progress.

Activity	District	As of October, 2011		
		Targets as of Oct, 11	Achievement as of Oct, 11	%
No. of Participants Trained in VO Management	Shikarpur	5,961	6,253	100
	Kashmore	4,412	4,541	100
	Jacobabad	1,642	1,882	100
Sub-Total		<b>12,015</b>	<b>12,676</b>	<b>100</b>
No. of Participants Trained in VO CIF Training	Shikarpur	4,743	4,657	98
	Kashmore	3,509	3,733	100
	Jacobabad	1,165	1,235	100
Sub-Total		<b>9,417</b>	<b>9,625</b>	<b>100</b>
VO Book Keeping Training (No of Pax)	Shikarpur	4,427	4,132	93
	Kashmore	3,276	3,710	100
	Jacobabad	1,444	1,342	93
Sub-Total		<b>9,147</b>	<b>9,184</b>	<b>100</b>

### Local Support Organization

LSO is a formal body of Community Organization representatives, to continue and expand locally, on a permanent basis, the participatory development practices initiated. LSO is the apex body of the three tier social organization structure. This consists of a structure where male and female COs are federated at the village-level into a Village Organization (VO), which are then further agglomerated at the Union Council level. Union Council Based Poverty Reduction Programme's uniqueness is CO/VO and LSO members are women only. In essence, the LSO is a membership organization of all COs/VOs of a particular Union Council. The VOs nominate at least two of their representatives in the General Body of their LSO, The General Body of the LSO then elects its Executive Committee. These bodies make and approve LSO bylaws. The LSO is then registered under any suitable law and thus it receives the status of a legal, formal and permanent civil society organization.

The main objectives of the Local Support Organization are;

- Provide a localized permanent institutional arrangement to scaling up social mobilization and organizing all the poor households through low cost measures, by the community activists and foster and nurture inclusive, democratic and accountable grass roots organizations of COs and VO

- Facilitate development of household, village and UC level development plans in consultation with the local organized communities and supervise their implementation
- Provide an institutional facility to foster development linkages between service providers in government, NGO and private sector and the local organized communities
- Lobby to influence government's planning and policy formulation by strengthening civic participation in government planning cycle by actively engaging the local government and government line agencies in participatory development planning events and multi stakeholder consultation forum on local development plans
- Mobilize resources, both from internal and external sources to finance its operational cost and development plans, and
- Lobby government for higher allocations of budget for the poor and for more gender-sensitive budgets

After extension and 2<sup>nd</sup> revision of PC-1 this third tier of social mobilization has been added in the PC-1. As of October, 2011 a total of 11 Local Support Organizations has been formed in two district i-e Shikarpur & Kashmore. Regarding the capacity building of LSO's office bearers there are three kinds of trainings are planned from the month of November, 11 these training will be started.

### **Income Generating Grant**

The lower band of extremely poor or the poorest of the poor (PSC Category 0-11) consists of widows or people with chronic disabilities. They lack productive assets and are dependent on others for even food and are therefore generally food strapped. Hence any financial assistance provided in cash is by and large consumed. Interested households (who fall in the PSC category of 0-11) express their wish of receiving a grant to their VO, in addition to it being stated in their MIP. The VO members approve those members who qualify for the grant and write a resolution to their local SMT.

- The basic objective of IGG is to provide in-kind grants for purchasing of Livestock, Agriculture and there are lots of examples in different VOs of households that have been able to graduate the next level.
- It ensures proper and productive use of grants and lots of IGG beneficiaries are able take CIF, which shows that they are now out of the box of the poorest of the poor in 0-11 band.

As of October, 2011 a total of 4,172 poor women members has been benefited from the Income Generating Grant, below given table portray the district wise position;

Activity	District	As of October, 2011		
		Targets as of Oct, 11	Achievement as of Oct, 11	%
Households to be Given IGG	Shikarpur	2,338	2,170	93
	Kashmore	1,730	1,410	82
	Jacobabad	320	592	100
Sub-Total		<b>4,388</b>	<b>4,172</b>	<b>95</b>

## Community Investment Fund



*Rehmat Shar w/o Ghulam Shabir is 45 years old lady, belongs from Union Council Lodra District Shikarpur. She had awarded Rs. 10000/ IGG because she was falling 0-11 Poverty Band. She bought an auto riksha on monthly installment basis for her son, who was jobless; currently her son earns more than Rs.9000/ per month and pays Rs. 3000/ installment of riksha and rest of amount is his saving.*



*Rehmat Shar is now the out of 0-11 poverty band and decided to take CIF, she applied for CIF and VO decided to award her Rs. 10000/. She bought goat and now enjoying with their riksha and goats.*

CIF is a cost-effective fund managed by the community to provide the microfinance services to the poor and poorest women, particularly in the areas which are relatively underserved by the MFIs. It is a fund which is owned, run and managed by the poor and poorest women and their own organizations, i.e. The beneficiaries themselves. It focuses specifically on the poorest households through female community organizations by giving them access to microfinance, while at the same time increasing their levels of empowerment, confidence and skills. Essentially, CIF is based upon and linked to the three-tier social organization framework of Community Organizations, their agglomeration into Village Organizations and finally agglomeration at the Union Council-level in a Local Support Organization. Members of COs are encouraged to mobilize their own savings and, as these build up, to use them for internal lending purposes, hence complementing CIF resources. The overarching objective of CIF is to reduce the levels of poverty in rural areas through strong institutions of the poor and the poorest women.

This can be achieved by:

- Building their productive assets &
- Improving their leadership and management skills

As of October, 2011 a total of 58,710 poor women members of COs & VOs have been benefited from this dynamic product of the Programme. Below given table shows the district wise progress as well as beneficiaries of Community Investment Fund.

Activity	District	As of October, 2011		
		Targets as of Oct, 11	Achievement as of Oct, 11	%
Households to be Given CIF	Shikarpur	31,373	30,486	97
	Kashmore	23,216	22,550	97
	Jacobabad	7,376	5,674	77
Sub-Total		61,965	58,710	95

### CIF Re-disbursement

VOs have started to re-disburse the CIF among the deserving members according to the set procedures. Members have started to understand the importance of revolving CIF money. Ultimately they earn more due to the circulation of loans. The below given table portrays the detail of CIF Re-disbursement

<b>Detail of CIF Cycle as of October, 2011</b>							
<b>CYCLE-1</b>	<b>District Shikarpur</b>			<b>District Kashmir</b>			<b>Total</b>
	<b>As of September, 11</b>	<b>October, 11</b>	<b>Cumulative as of October, 11</b>	<b>As of September, 11</b>	<b>October, 11</b>	<b>Cumulative as of October, 11</b>	
Amount Disbursed	251,251,175	13,685,500	264,936,675	193,416,884	1,550,000	194,966,884	459,903,559
No. of Vos	1,074	67	1,141	766	12	778	1,919
No. of Cos	3,185	146	3,331	1,393	18	1,411	4,742
No. of Beneficiaries	29,125	1,388	30,513	22,384	166	22,550	53,063
Amount Recovered	93,582,596	8,181,400	101,763,996	66,954,452	2,192,000	69,146,452	170,910,448
No. of Beneficiaries returned CIF	11,010	835	11,845	7,704	242	7,946	19,791
<b>CYCLE-2</b>							
Amount Disbursed	24,628,100	3,262,200	27,890,300	15,029,300	2,273,000	17,302,300	45,192,600
No. of Vos	143	18	161	89	22	111	272
No. of Cos	964	41	1005	232	64	296	1,301
No. of Beneficiaries	2,645	345	2,990	1,698	233	1,931	4,921
Amount Recovered	1,311,000	-	1,311,000	-	-	0	1,311,000
No. of Beneficiaries returned CIF	125	-	125	-	-	0	125
<b>CYCLE-3</b>							
Amount Disbursed	1,311,000	-		-	-	-	1,311,000
No. of Vos	1	-		-	-	-	1
No. of Cos	11	-		-	-	-	11
No. of Beneficiaries	119	-		-	-	-	119
Amount Recovered	-	-		-	-	-	-
No. of Beneficiaries returned CIF	-	-		-	-	-	-



## Vocational Training



*22 year's age Nouman Khan was a jobless and unskilled. He belongs from Union Council Colony-1, District Kashmore. By the major activity of UCBPRP; Vocational Training Programme, he was achieved scholarship for training in the trade of Computer Hardware and he went to get training Islamabad, when he came back after getting one month's extensive training, he started his own business and opened a shop, now he earns Rs.5000/ to 7000/ monthly.*

Women play a major role in the rural area, though their efforts are hardly recognized as producers. They are also not given credit for the management of natural resources through their productive work. N-IRM ensures empowerment of rural women by developing their skills to enable them to earn a livelihood. The idea is to provide women with the managerial and productive skills to begin and enhance a home-based business. The most popular courses amongst women are: nursing attendants, dress designing, beautician, arc work and embroidery.

In the target districts poor women with poverty ranking from 0-18 receive scholarships in the form of vocational training. The following criteria are considered by screening staff:

- Marginalized rural poor from the target districts;
- Underprivileged women;
- Persons with disabilities (PWD) who can become active members of the society;
- Other marginalized segments.

As of October, 2011 a total of 20,162 poor women and men have been trained in different trades in three districts.

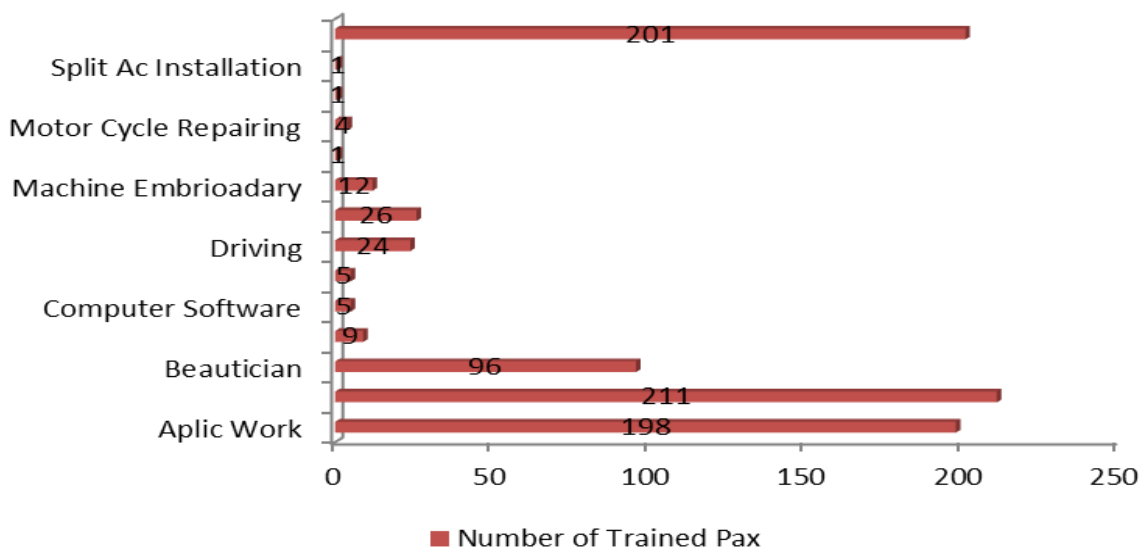
Activity	District	As of October, 2011		
		Targets as of Oct, 11	Achievement as of Oct, 11	%
Households to be Given Scholarship for VTP	Shikarpur	10,365	9,612	93
	Kashmore	7,669	7,063	92
	Jacobabad	3,738	3,487	93
Sub-Total		<b>21,772</b>	<b>20,162</b>	<b>93</b>

For the month of October, 2011 trade wise and gender wise detail is given below;

**District Shikarpur**

Trade-Wise	
Trade Name	Number of Trained Pax
Aplic Work	198
Arc Work	211
Beautician	96
Block Printing on Cloth	9
Computer Software	5
Dress Designing	5
Driving	24
Hand Embroidery	26
Machine Embroidery	12
Mobile Repairing	1
Motor Cycle Repairing	4
Motor Winding	1
Split Ac Installation	1
Tailoring	201
<b>Total</b>	<b>794</b>

**Trade wise trained in district Shikarpur**

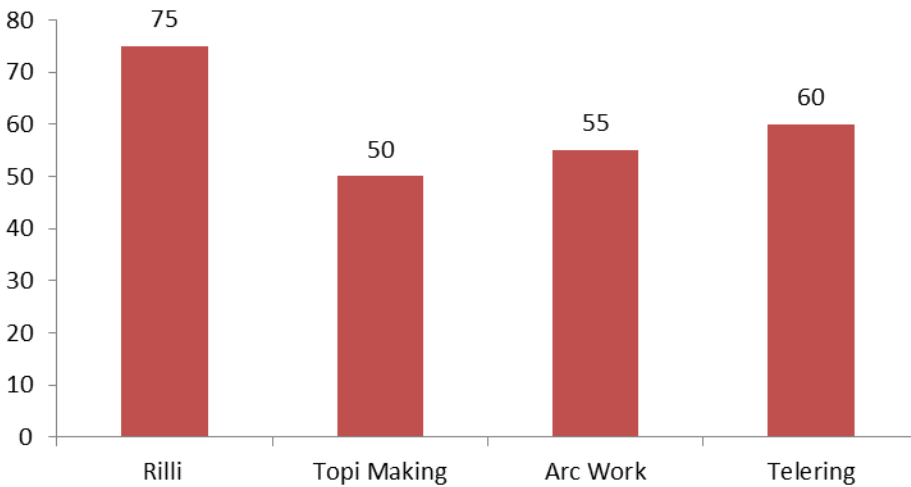


The above graph shows the trade wise number of beneficiaries, during the selection of candidates, the trades are being offered to them and according to the market demand as well as available opportunities in village they are selecting the trades. The preferred trades are Apilic, Arc and Tailoring.

**District Kashmore**

Trade	No Pax
Rilli	75
Topi Making	50
Arc Work	55
Tailoring	60
<b>Total</b>	<b>240</b>

**Trade wise trained in district Kashmore**

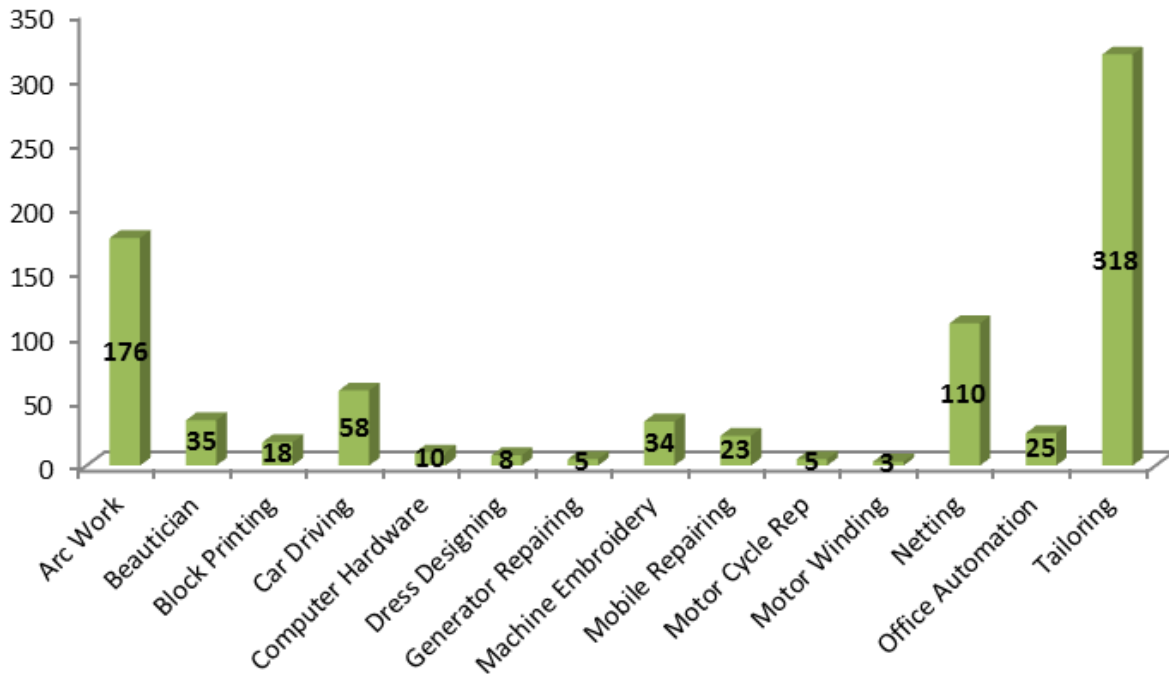


The preferred trades in Kashmore district are Rilli, Topi Making, Arck work. The Topi making is major cultural market in district in this regards there is more demand of Topi in the market.

**District Jacobabad**

Trade Name	No. of Pax
Arc Work	176
Beautician	35
Block Printing	18
Car Driving	58
Computer Hardware	10
Dress Designing	8
Generator Repairing	5
Machine Embroidery	34
Mobile Repairing	23

Motor Cycle Rep	5
Motor Winding	3
Netting	110
Office Automation	25
Tailoring	318
<b>Total</b>	<b>828</b>



### Community Physical Infrastructure

The project is providing 50% of the villages in its rural Union Councils with grants up to Rs.250,000 per Village Organization to complete missing infrastructure facilities such drinking water and sanitation. This intervention is working in two ways. One, it providing guaranteed employment opportunity to the poor thereby offering a "guaranteed employment scheme through community physical infrastructures and is in addition also improving the prevailing situation in the targeted villages. Since the community is being organized through social mobilization, implementation of these schemes is community driven and no contractor is involved. In addition, as in other SRSO implemented CPIs, the entire post completion O&M costs is being borne by the community thus resulting in savings on capital as well as future O&M costs CPI Schemes i-e Drainage and Brick Pavement is being carried out in the 43 villages where through village rehabilitation programme after flood. Under the project, 50% of the villages having a VO are to be given one scheme of Community Physical Infrastructure (CPI), which may include sanitation and drinking water supply as a grant.

### Low Cost Houses

Shelter support is being provided in terms of Low Cost Houses to households that require shelter, by providing required technical and material support up to Rs.60,000/- to rural households that are in the 0-11 PSC category in each District

Activity	District	As of October, 2011		
		Targets as of Oct, 11	Achievement as of Oct, 11	%
Low Cost Housing Scheme	Shikarpur	2,565	2,581	100
	Kashmore	1,899	1,394	73
	Jacobabad	130	130	100
Sub-Total		<b>4,594</b>	<b>4,105</b>	<b>89</b>

Shelter support is being provided in terms of Low Cost Houses to the extremely poor households who live in thatched huts and require shelter. Above table shows that from Feb, 09 to June, 11, 4,105 houses had been constructed but after extension it was decided to stop the Low Cost Houses Programme because already Government of Sindh 7,000 Shelter/Two room house has been provided through the village rehabilitation programme in the districts.

### Micro Health Insurance and Social Protection

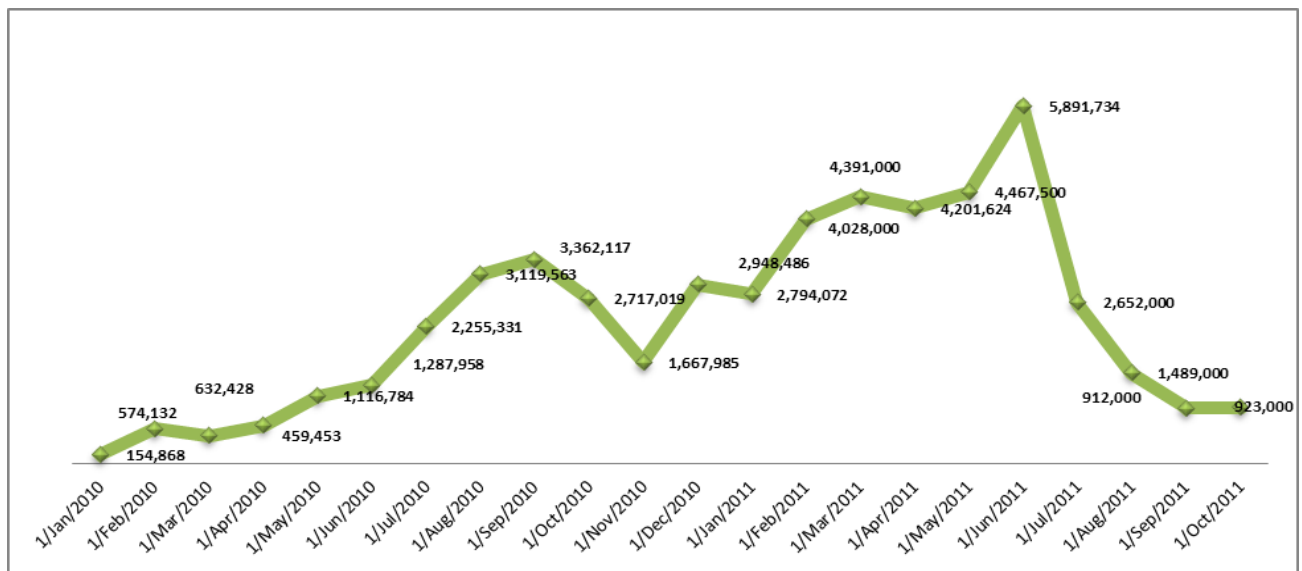
SRSO has taken an initiative to provide Micro Health Insurance cover to the communities through Cos in the largest area of 9 districts of Sindh. The initiative seeks to improve poor people's access to affordable high quality health services, SRSO has been started MHI with the collaboration of Adamjee Insurance Company Ltd.

The Micro health insurance This package allows all family members irrespective of age to avail hospitalization, accident and disability insurance for up to 25,000 each for day care, diagnostic services, and hospitalization (for more than 24 hours' stay) and obstetric care. This social safety net measure is being provided to households that are in the 0-18 poverty band in order to pre-empt health accidents which result in reversal of the poverty alleviation efforts because households fall into vulnerability and poverty when one of their family members gets hospitalized. The package also includes an accidental cover (disability compensation) and financial support of a sum of Rs.25000/ as Funeral Charges in case of death of a breadwinner of the family.

### Month Wise Detail of Claims

Month Wise Trend as of Oct,2011 District Shikarpur & Kashmore		
Month Wise	No: of Patients Treated	Approved/Claimed Amount
31/Jan/2010	22	154,868
28/Feb/2010	85	574,132
31/Mar/2010	39	459,453
30/Apr/2010	50	632,428

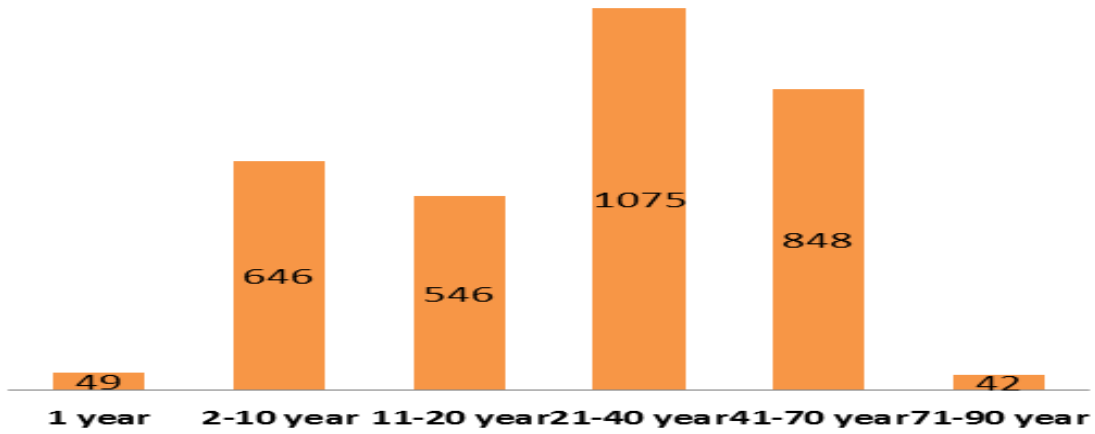
31/May/2010	78	1,116,784
30/Jun/2010	105	1,287,958
31/Jul/2010	150	2,255,331
31/Aug/2010	217	3,119,563
30/Sep/2010	248	3,362,117
31/Oct/2010	190	2,717,019
30/Nov/2010	112	1,667,985
31/Dec/2010	181	2,948,486
31/Jan/2011	172	2,794,072
28/Feb/2011	231	4,028,000
31/Mar/2011	227	4,391,000
30/Apr/2011	215	4,201,624
31/May/2011	231	4,467,500
30/Jun/2011	286	5,891,734
31/Jul/2011	135	2,652,000
31/Aug/2011	87	1,489,000
30/Sep/2011	64	912,000
31/Oct/2011	81	923,000
<b>Total</b>	<b>3,206</b>	<b>52,046,054</b>



The above given above graph shows the detail of month wise claims which AdamJee has been paid to the hospitals.

**Age wise claims /beneficiaries which have been treated**

<b>Gender Wise Claims As of Oct-2011 District Shikarpur &amp; Kashmore</b>	
<b>Age</b>	<b>Number of patients</b>
1 year	49
2-10 year	646
11-20 year	546
21-40 year	1075
41-70 year	848
71-90 year	42

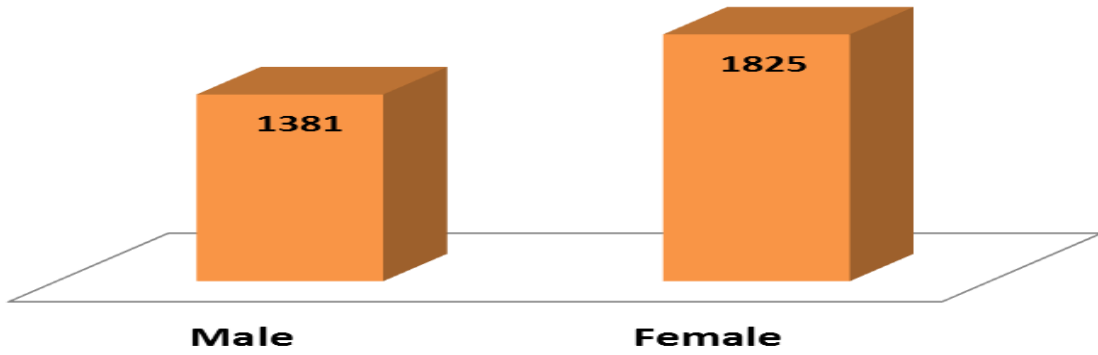


- 0-1 year age 49 patients treated from different Panel hospitals.
- 2-10 year age 646 Patients treated from different Panel hospitals.
- 11-20 year age 546 patients treated from different panel hospital in different disease.
- 21-40 year age 1,075patients treated.
- 41-70 year age 848 patients treated.
- 71-90 year age 42 patients treated.

**Gender Wise Claims**

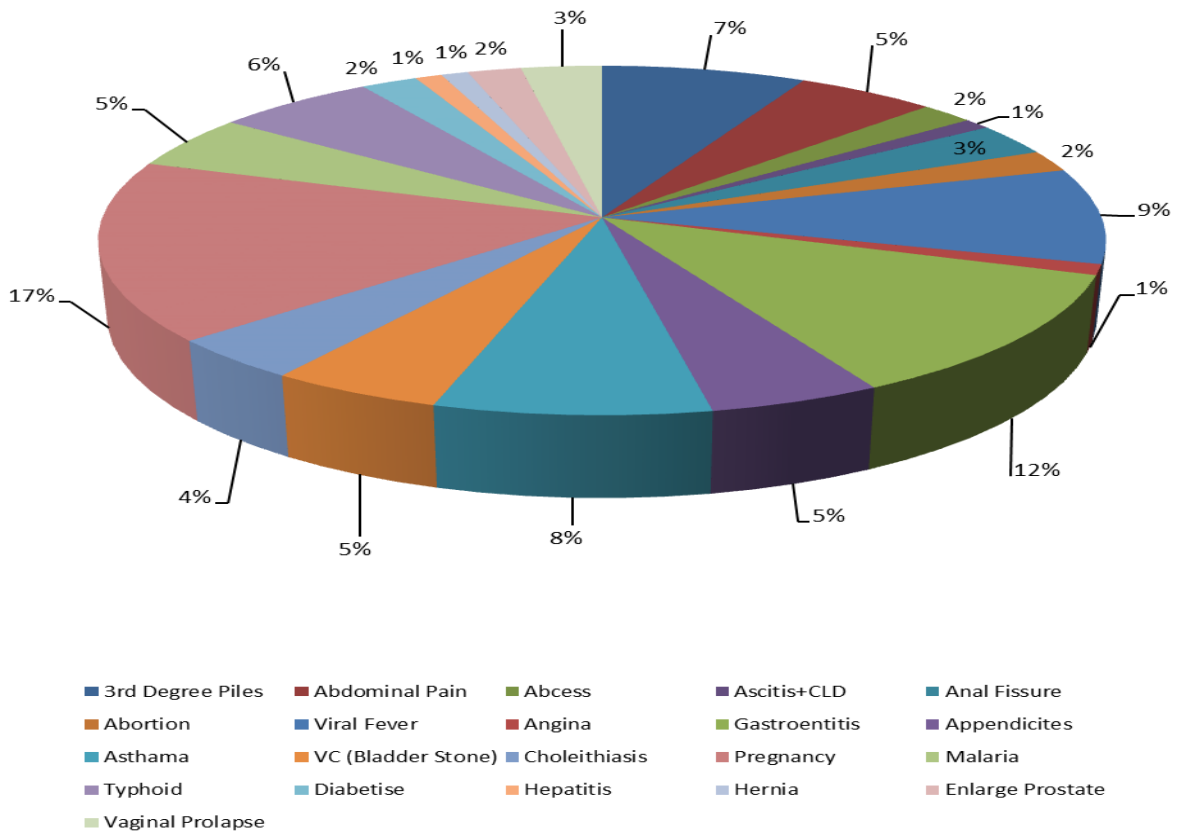
The below given graph shows the status of gender wise patients who have been treated as of September, 2011. The 1,361 male patients and 1,764 patients are female, who has been availed the Social Health Protection

<b>Gender Wise Claims As of Oct-2011 District Shikarpur &amp; Kashmore</b>	
<b>Male</b>	<b>Female</b>
<b>1381</b>	<b>1825</b>



- 1,381 Male treated in different diseases in different panel hospitals.
- 1,825 Female treated in different diseases in different panel hospitals.

**Disease wise details**





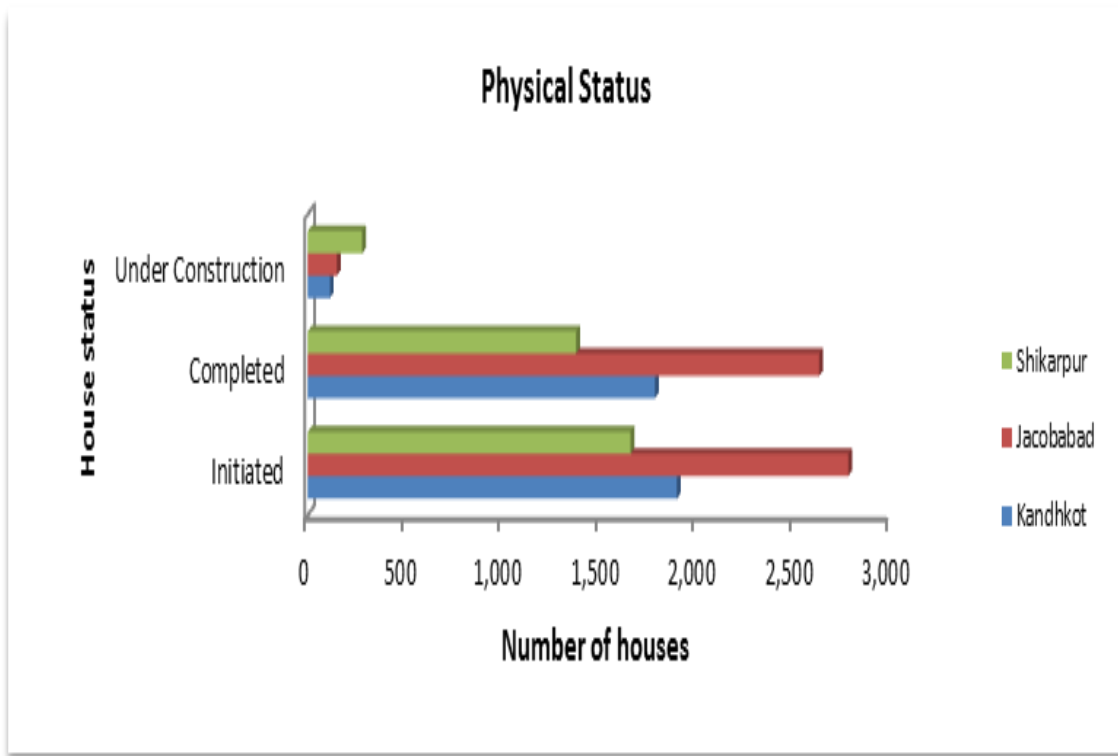
The above pie chart shows the detail of diseases which have been attacked on the poor community and they have been treated by different hospitals as well as non- panel hospitals. Besides this this chart also tells the knowledge regarding diseases which most frequent attacks on the anti- body of the people.

## Village Rehabilitation Programme

As of October 2011, a total of 6,351 houses had been initiated and 5,807 houses had been completed.



VRP Progress as of Oct, 2011				
District	Target	Initiated	Completed	Under Construction
Kandhkot	2,130	1,903	1,789	114
Jacobabad	3,070	2,785	2,635	150
Shikarpur	1,800	1,663	1,383	280
<b>Total</b>	<b>7,000</b>	<b>6,351</b>	<b>5,807</b>	<b>544</b>



### The status of remaining initiated houses

District	Total Initiated House	Plinth	Lintel	Roof Level
Kandhkot	114	26	1	87
Jacobabad	150	21	10	119
Shikarpur	280	118	24	138
<b>Total</b>	<b>544</b>	<b>165</b>	<b>35</b>	<b>344</b>

### Financial Status of Programme

Name of District	As of Oct, 2011 Disbursement	
	Number of Cheques Distributed	Cumulative Disbursement in Rs
Kandhkot	1,903	147,939,014
Jacobabad	2,785	210,589,252
Shikarpur	1,663	128,798,051
<b>Total</b>	<b>6,351</b>	<b>487,326,317</b>

As of Oct, 2011 total 34 schemes had been initiated which covers the overall sanitation, brick pavement of the physical infrastructure of the village. 3,885 latrines and 1497 hand pumps had been installed.

### Sanitation schemes Status

Name of District	Survey of Schemes	Schemes Estimation	Schemes initiated	Estimated Cost	Amount Disbursed	Schemes Completed	Latrines	Hand Pumps
Kandhkot	11	11	9	54,689,173	28,953,292	4	1,594	457
Jacobabad	17	17	16	83,196,398	57,300,000	5	1,597	607
Shikarpur	14	14	9	44,240,753	29,366,240	2	694	433
<b>Total</b>	<b>42</b>	<b>42</b>	<b>34</b>	<b>182,126,324</b>	<b>115,619,532</b>	<b>11</b>	<b>3885</b>	<b>1497</b>

Village wise status of houses in district Kashmir						
Village Name	Total houses initiated	Completed	Under Construction	Houses Under Construction		
				DPC Level	Lintel Level	Roof Level
Qias Bhayio	213	213	-	-	-	-
Abdul Qadir Chachar	267	258	9	3	-	6
Noor Hasan Sabzoi	200	157	43	15	-	28
Markh Bhayo	192	186	6	-	1	5
Mehran Bijarani	217	215	2	-	-	2
KhawandBux Bahlkani	111	111	-	-	-	-
Master Sayano Ogahi	227	225	2	2	-	-
Village Tori	123	81	42	5	-	37
Hamzoo Oghahi	96	87	9	-	-	9
Shairalabad	184	183	1	1	-	-
Rasool Bux Bahlkani	73	73	-	-	-	-
<b>Total</b>	<b>1,903</b>	<b>1,789</b>	<b>114</b>	<b>26</b>	<b>1</b>	<b>87</b>

Village wise status of houses in district Shikarpur						
Village Name	Total houses initiated	Completed	Under Construction	Houses Under Construction		
				DPC Level	Lintel Level	Roof Level
Qias Bhayio	213	213	-	-	-	-
Abdul Qadir Chachar	267	258	9	3	-	6
Noor Hasan Sabzoi	200	157	43	15	-	28
Markh Bhayo	192	186	6	-	1	5
Mehran Bijarani	217	215	2	-	-	2
KhawandBux Bahlkani	111	111	-	-	-	-
Master Sayano Ogahi	227	225	2	2	-	-
Village Tori	123	81	42	5	-	37
Hamzoo Oghahi	96	87	9	-	-	9
Shairalabad	184	183	1	1	-	-
Rasool Bux Bahlkani	73	73	-	-	-	-
<b>Total</b>	<b>1,903</b>	<b>1,789</b>	<b>114</b>	<b>26</b>	<b>1</b>	<b>87</b>

Village wise status of houses in district Jacobabad						
Village Name	Total houses initiated	Completed	Under Construction	Under Construction		
				DPC Level	Lintel Level	Roof Level
Ranjhapur	210	210	0	0	0	0
Lal Bux Bhugio	146	144	2	2	0	0
Sheranpur	137	88	49	0	4	45
Ali Pur	121	118	3	1	0	2
Hassanabad	155	150	5	0	0	5
Allah Bux Brohi	77	76	1	0	0	1
Bangul Khan Khoso	102	102	0	0	0	0
Joungal	311	294	17	3	3	11
Shaikh Muhammad	151	145	6	2	0	4
Khanan Dari	144	138	6	3	2	1
Ahmed Mian Soomro ( Part : 1)	161	157	4	2	0	2
Allah Rakhyo Colony	361	333	28	2	0	26
Khuda Bux Khanbhro	99	95	4	2	0	2
Mazari wah	191	180	11	2	0	9
Mohammad Khan Banglani	98	93	5	0	1	4
Dodo Khan Lashari	101	99	2	0	0	2
Haji naseer Mohd brohi	160	155	5	2	0	3
Rajab ali Pahore	60	58	2	0	0	2
<b>Total</b>	<b>2785</b>	<b>2,635</b>	<b>150</b>	<b>21</b>	<b>10</b>	<b>119</b>

## Education Component

Indicators Descriptions	Project Targets	Achievement As of September 2011
Non Functional Schools Re functionalized	300	102
Girls Primary Schools	-	42
Boys Primary Schools	-	60
School Management Committees established	300	164
No. of Beneficiary Villages	300	102
No. of Beneficiary UC's	21	29
Activation of 2nd Shift Girls Primary School	100	24
Early Childhood Education Centers established	100	9
No. of Teachers Appointed (Local Female)	600	202
Teacher Trained through modern procedure (Friendly education system)	600	202
Govt. Education Deptt: Officials Trained	30	30
Number of School Improvement Plans Prepared	300	164
Number of School Improvement Plans Completed	300	27

### Status of Functional Schools Morning shift

Education Component of UCBPRP team took efforts to make the schools functional which were not nonfunctional. In all **102** schools are now functional in morning shift at Kashmore and in Shikarpur. Out of 102 schools **47** are in Kashmore and **55** in Shikarpur district. Currently Enrollment of all Morning shift schools is **6345**. Out of which 3891 is Girls enrollment and 2454 is boys' enrollment

### 2<sup>ND</sup> Shifts Girls Primary Schools

In all under Education Component of UCBPRP 24 Girls Primary schools are functional in second shift out of which 15 are in Kashmore and 9 in Shikarpur district. Total enrollment in both the districts is 1472 out of which enrollment in Kashmore is 930 while in Shikarpur is 542.

### Early Child hood Centers

There are 9 Early Child hood Centers, 5 ECEC are established in Kashmore and **4** in Shikarpur district and total enrollment of ECEC is 239. Out of which 138 enrollments is of boys and **101** girls.

**Female Teachers status**

Under the said project, **205** female teachers are part of Education component of UCBPRP Sukkur All teacher are appointed on the standard procedure of hiring.

Interview selection committee was comprised of SMC members, District Government officials of Education Department. Currently 97 female teachers are working in Kashmore and 108 at Shikarpur

**CPI work**

In all CPI work has been fully completed in 27 schools. Out of which 14 Schools are of Kashmore and 13 school of Shikarpur District. We have prepared 40 Digest of New schools for the start of CPI work in all Schools. During coming month CPI Work will be started In 40 Schools, measurement has also been taken from all schools. More over work of digest preparation is under process.

S #	Name of Schools	UC	District
1	GBPS Ahmed din Bhalkhani	Lalao	Kashmore-Kandhkot
2	GBPS Yar Muhammad Nindwani	Saifal	Kashmore-Kandhkot
3	GBPS Abdul Hakeem Nindwani	Dunia Pur	Kashmore-Kandhkot
4	GBPS Bahdur Khan Khoso	Gulwali	Kashmore-Kandhkot
5	GBPS 2nd Shift Durani Mahar	Haibat	Kashmore-Kandhkot
6	GBPS Ali Beg Noonari	Sulhiani	Kashmore-Kandhkot
7	GBPS Umeed Ali Bijarani	Jamal	Kashmore-Kandhkot
8	GBPS Ghodho Khan	Saifal	Kashmore-Kandhkot
9	GGPS Wahid Bux Bijarani	Dunia Pur	Kashmore-Kandhkot
10	GGPS Janib Lashari	Sulhiani	Kashmore-Kandhkot
11	GBPS Hazoor Bux Bijarani	Tangwani	Kashmore-Kandhkot
12	GBPS Mir Muhammad Awan	Mian Sahib	Shikarpur
13	GGPS Jia Pur	Mian Sahib	Shikarpur
14	GBPS Jia Pur	Mian Sahib	Shikarpur
15	GGPS Gul Hassan Mangi	Pir Bux Shujira	Shikarpur
16	GBPS Gulab Kehar	Mian Sahib	Shikarpur
17	GBPS Abdullah Burrio	Zarkhail	Shikarpur
18	GGPS Shafi Muhammad Jhulan	Zarkhail	Shikarpur
19	GGPS Saleh Jhulan	Zarkhail	Shikarpur
20	GGPS Moomin Jhulan	Zarkhail	Shikarpur
21	GGPS Jiand Jhulan	Zarkhail	Shikarpur
22	GGPS Organgabad	Amroth	Shikarpur

23	GGPS wada Kehar	Amroth	Shikapur
24	GBPS Ganho Khan Bhayoo	Haibat	Kashmore-Kandhkot
25	GGPS Jeal Khan Noonari	Sohliani	Kashmore-Kandhkot
26	GBPS Abdul Raheem Sawand	Akhero	Kashmore-Kandhkot
27	GGPS Chuti Drib	Wariyaso	Shikarpur

## Visits

### Date:

October 06, 2011

### Place of Visit:

Village Allah Baksh Brohi UC Dinpur & FTC Thull

### Field Visited By:

DCO Jacobabad and Team Leader UCBPRP

After Orientation of UCBPRP District Coordination Officer (DCO) Jacobabad has shown great interest to visit the UCBPRP in the District in order to observe the changes and to understand the basic philosophy of project. That's why he reserved some time especially to visit the VRP related villages in Taluka Thull. As per schedule two Villages i.e. Allah Baksh Brohi and Bangul Khoso planned to be visited, but due to other urgent rendezvous, the DCO could only be able to visit the village Allah Baksh Brohi in UC Dinpur and Field Training Centre at Thull. After arrival in the village the DCO was given a detailed Presentation on the current activities and task that the VO is going to be handled or run in the Village including VRP project work as well.

VO members shared that before the formation of this Village Organization they were not able to develop their village in a way that is now being seen and all this happened due to the efforts of women of this village and this Village Organization has utilized the capabilities of women and given much empowerment to deal the Village level problems efficiently. Later on DCO Jacobabad taken some time and started to shared that the Govt of Sindh has given the responsibility to SRSO to run the such type of Projects or Programmes in the Villages to reduce the extreme poverty and today *"I came here to see the impact of this project in your village and now I am very much thrilled and happy to see the happiness on your faces as well as your ambitions for future to develop your village at best"*.



In the end the DCO has presented the Income Generating Grants Cheque to VO for those 20 members who could not built their houses due to some genuine issues, with this the DCO has concluded the meeting formally and started to visit the VRP activities and he visited newly constructed houses, sanitation and brick pavement work in the village, after visiting the schemes DCO shown massive satisfaction towards VRP work and also appreciated.



### Visit at Field Training Centre Thull:

After that the DCO has reached in Thull to Inaugurate and visit the Field Training Centre of SRSO under UCBPRP project. The DCO inaugurated the FTC and taken huge interest to visit the entire centre, and he also interacted with the trainees by asking some questions that how long they shall be utilizing these skills and for what purpose they have joined the FTC?



## Visit of European Union Delegation at District Shikarpur

**Date:** 22.10.2011

**Venue:** District Office Shikarpur.

### **Purpose of Delegation Visit:**

- To know the interventions of UCBPRP and its outcomes in the context of poverty reduction.
- To understand the ground breaking activities of UCBPRP.
- Need assessment regarding Nutrition amenities of community.

A European Union delegation consist 3 member visited at District Office Shikarpur Where Mr. M. Hashim Leghari Chief Operating Officer SRSO Head Office Sukkur and Mr. Abdul Samad District Manager Shikarpur/ Jacobabad did welcome them. Mr. Mohammad Hashim Leghari COO SRSO started his introduction and other team members of head office and gave detailed information regarding the overall activities of UCBPRP. The Delegation took great interest in activities like IGG, CIF, and appreciated the village rehabilitations, as well as social mobilization.



They visited the Village Mud Khoso, where Chairman of VO did welcome them and gave presentation regarding the changes which has occurred after the implementation of UCBPRP. The delegation asked few questions from the VO members and gave answers with detailed information. Eventually, one member of delegation stated that, we live in Islamabad and unaware about the actual condition of community in the context of poverty but this VO has brought revolution with the participatory approach of women folk.



Work Plan District Shikarpur & Kashmore						
Activities	2011-12	2011-12				Total
		Qtr-1	Qtr-2	Qtr-3	Qtr-4	
Poverty Score card Survey of 87 Union Councils	-					87
0-11 to be Given Income Generating Grants	3,472	868	868	868	868	6,383
0-18 to be Given Community Investment Fund through Village Organizations	33,315	7,101	9,556	9,556	7,102	77,617
0-18 to be Given Scholarship for Vocational Training	10,735	2,684	2,684	2,684	2,684	25,191
Villages to be Give Drinking Water Supply Schemes as CPI	40	0	40	0	0	801
Locations to be improved under Village Improvement Plan Scheme	-	-	-	-	-	56
Roof material for low cost housing support provided hhs from 0-18 Hhs	1467	-	1467	-	-	5,442
Improving Primary School System for Increasing Enrolment by making 102 non-functional schools Functional	-	102	102	102	102	102
Establish 24 second shift primary schools for girl child primary education	-	24	24	24	24	24
Establish 9 Early Childhood Center	-	9	9	9	9	9
Productivity Enhancement Interventions	-	-	-	-	-	1
Micro Health Insurance family package as a social safety net	84,000	56,541	27,459	-	-	84,000
LSO Formation	60	7	16	18	19	60
Provision of CIF for 60 LSOs	60	-	7	24	29	60
Building capacity of Village TBAs (10 days duration)	680	-	255	255	170	3,483
Community Organization members trained in Management skills and Record Keeping (3 days duration)	11,669	4,490	2,363	2,363	2,364	25,377
Community Organization members trained in CIF Need Identification and Book-Keeping (3 days duration)	11,669	4,300	2,432	2,432	2,432	18,743
CO Capacity Building	23,338	8,790	4,795	4,795	4,796	44,120
Village Organization members trained in Managerial skills, Book Keeping (3 days duration)	2,114	2,114	0	0	0	10,373
Village Organization members trained in CIF Appraisal and Usage Monitoring	2,114	2,114	0	0	0	8,252
Village Organization members trained in Book keeping	2,122	1,848	274			7,977
VO Capacity Building	6,350	6,076	274	0	0	26,602
LSO members trained in Managerial skills, Book Keeping	300	-	100	100	100	300
LSO members trained in CIF Appraisal, Usage Monitoring and Book Keeping	300	-	100	100	100	300

CO/VO Managers - Activist Experience Sharing Workshops	-	-	-	-	-	30,195
LSO members to be sent on Exposure Visits	180	-	60	60	60	180
Productivity Enhancement Training (Agric, Lstock, Enterprise Dev)Training	-	-	-	-	-	244
Rehabilitation Activities Construction of houses	1,115	1115	0	-	-	3,762
Provisions of Latrines to HHs	2,000	2,000	0	-	-	2,000
Provision of Hand pumps to HHs	2,300	2,300	0	-	-	2,300
Sanitation of Villages	12	12	0	-	-	15
Brick Paving of Streets in Villages	13	13	0	-	-	15

**Quarter wise YPO & Month wise Targets District Jacobabad**

S. No	Activity	YPO -2011 - 2012	Ist Qtr	2nd Qtr	3rd Qtr	4th Qtr
1	PSC	3	3	-	-	-
2	HHs to be Organized	27,039	27,039	-	-	-
3	COs to be Formed	1,802	1,802	-	-	-
4	VOs to be formed	454	454	-	-	-
5	Households to be given IGG	2,000	469	433	645	453
6	Households (0-11) to be given CIF	7,930	2,621	2,760	1,549	1,000
7	Households (12-18) to be given CIF	10,000	2,621	2,760	3,043	1,576
8	Households (0-11) to be given VTP	2,500	726	710	664	400
9	Households (12-18) to be given VTP	2,500	726	710	664	400
10	Villages to be given drinking water supply schemes	-	-	-	-	-
11	Micro Health Insurance Family package	44,298	22,298	22,000	-	-
12	CMST of community organizations	4,949	2,832	2,117	-	-
13	CIF need identification and book-keeping for COs	4,949	2,832	2,117	-	-
14	Management and Planning Training of VOs	3,340	1,762	1,578	-	-
15	CIF Book-keeping and CO Account auditing training for VOs	3,411	1,668	1,743	-	-
16	CIF Appraisal and monitoring for Vos	3,520	1,723	1,797	-	-
17	Manager-Activist Exposure visit for Vos	-	-	-	-	-
18	Manager-Activist Conferences for Vos	-	-	-	-	-
19	Support 2 Primary Education (2nd Shift Schools)	200	80	120	-	-
20	Support 2 Primary Education (ECC)	200	80	120	-	-
21	VO members - Training of TBAs	-	-	-	-	-
22	MIS	1	1	-	-	-
23	UCBPRP Process Review	4	1	1	1	1
24	LSO Formation	5	-	-	3	2