



Union Council Based Poverty Reduction Programme

Funded By:

Government of Sindh

Implemented By:

Sindh Rural Support Organization

Monthly Progress Report as of November, 2011

District Shikarpur, Kashmore-Kandhkot & Jacobabad

Table of Contents

Executive Summary	3
District wise & Activity wise Progress	5
Social Mobilization	11
Income Generating Grant	14
Community Investment Fund	15
CIF Cycle & CIF recovery	15
Vocational Trainings	17
Community Physical Infrastructure	22
Micro Health Insurance	23
Village Rehabilitation	26
Education Component	30
Work Plan Dist Shikarpur & Kashmore	32
Work Plan Dist Jacobabad	33

Executive Summary

The Union Council Based Poverty Reduction Programme (UCBPRP) is a ground-breaking program of the Government of Sindh aimed at reducing poverty by tapping into the potential of the people. It is being implemented by Sindh Rural Support Organization (SRSO) and was initiated on February 1, 2009 in two districts: Shikarpur and Kandhkot-Kashmore. After analyzing the performance in both districts, Government of Sindh initiated this programme in Jacobabad district as well in June, 2010. The UCBPRP aims at improving the quality of life of the rural communities, especially that of the poorest of the poor, through the conceptual package of social mobilization.

This entails organizing rural communities into “organizations of the poor” at the community, village and union council level. In order to accomplish this, SRSO conducted “Poverty Score Card” exercise in 113 union councils in Shikarpur, Kashmore-Kandhkot and Jacobabad to help identify the poor and the poorest. Due to the flood few months the overall activities of the UCBPRP remained halted, after that this programme was extended for a year.

As of November, 2011 total 267,554 households had been organized into 15,630 community organization and clustered into 5,294 village organization in three districts i-e Shikarpur, Kashmore-Kandhkot and Jacobabad.

After three years the Community/Village Organizations has been developed their governance systems as they undertake more and more development activities. Their institutional maturity and their ability to influence government and other stakeholders have been built over time. The RSP experience has shown that a mosaic of civil society organizations has developed where mobilization has taken place. The clustering of Community Organizations leads to the formation of Village Organizations. The clustering of Village Organizations leads to the formation of cluster-level Local Support Organizations (LSOs) which represent the second generation social mobilization. As of November, 2011 total 14 Local Support Organizations at union council level had been formed. As such, the project as part of human resource development of these three tiers has imparted the trainings for the capacity building of the office bearers of the Cos, VOs and LSOs; the CO is the ideal grass-roots organization for identifying potential recipients for various household level interventions under each PSC band. It is very much essential that the capacity building of office bearers of the COs is carried out to make them fully functional because unless this is not done an effective mechanism for delivery and monitoring of services.

As of November, 2011 total 37,960 CO members had been trained and 31,859 VO members had been trained.

The UCBPRP also includes a component whereby youth from extremely poor and chronically poor households will be identified and provided scholarships for receiving vocational training. As of November, 2011 total 22,916 participants had been trained in different trades.

The lower band of extremely poor or the poorest of the poor (PSC Category 0-11) consists of widows or people with chronic disabilities. The basic objective of IGG is to provide in-kind grants for purchasing of Livestock, Agriculture and there are lots of examples in different VOs of households that have been able to graduate the next level. It ensures proper and productive use of grants and lots of IGG beneficiaries are able take CIF, which shows that they are now out of the box of the poorest of the poor in 0-11 band. As of November, 2011 Income Generating Grant had been given to 4,748 members. The most appropriate intervention is setting up of a village based revolving fund at the community level called "Community Investment Fund" or CIF'. The CIF is managed by an

organized community and provides interest free loans for 0-18 households. As of November, 2011 a total of Rs.508.224 million had been disbursed among 63,190 members.

Under the project, 50% of the villages having a VO are to be given one scheme of Community Physical Infrastructure (CPI), which may include sanitation and drinking water supply as a grant. Shelter support is being provided in terms of Low Cost Houses to the extremely poor households who live in thatched huts and require shelter. From Feb, 2009 to June, 2011 construction on a total of 4,926 LCHS had been initiated and 4,105 had been completed in three districts i-e Shikarpur, Kashmore and Jacobabad and the households are residing in them. After the flood with reference of the Board decision it was decided to complete CPI as well as Low Cost Houses which are in non-flooded areas. The Micro Health Insurance package allows all family members irrespective of age to avail hospitalization, accident and disability insurance for up to 25,000 each for day care, diagnostic services, and hospitalization (for more than 24 hours' stay) and obstetric care. This social safety net measure is being provided to households that are in the 0-18 poverty band in order to pre-empt health accidents which result in reversal of the poverty alleviation efforts because households fall into vulnerability and poverty when one of their family members gets hospitalized. The package also includes an accidental cover (disability compensation) and financial support of a sum of Rs.2,5000/ as Funeral Charges in case of death of a breadwinner of the family. As of November, 2011, total 3,298 patients had been treated and Adamjee had been paid Rs. 53,063,054

After the flood the pilot activity for UCBPRP was temporarily suspended until the flood subsided. Since the flood changed the overall scenario, GoS extended its support to flood affected people in relief and rehabilitation while providing shelter for them on priority basis. As of November, 2011, work has been initiated over 6,366 houses and 5,831 houses had been completed.

District Wise Achievement as of November, 2011 (District Shikarpur, Kashmore & Jacobabad)

S. No	Activity	District	Revised Project Targets	As of October, 2011		November, 2011		As of November, 2011		
				Targets as of Oct, 11	Achievement as of Oct, 11	Targets for the Nov, 11	Achievement for the Nov,11	Targets as of Nov, 11	Achievement as of Nov, 11	%
1	Poverty Score Card	Shikarpur	50	50	50	-	-	50	50	100
		Kashmore	37	37	37	-	-	37	37	100
		Jacobabad	29	29	29	-	-	29	29	100
Sub-Total			116	116	116	-	-	116	116	100
2	Households Organized	Shikarpur	102,306	102,306	102,306	-	-	102,306	102,306	100
		Kashmore	80,345	80,345	80,345	-	-	80,345	80,345	100
		Jacobabad	73,830	66,753	81,816	2,000	3,077	68,753	84,893	100
Sub-Total			256,481	249,404	264,467	2,000	3,077	251,404	267,544	100
3	CO Formation	Shikarpur	5,846	5,846	5,846	-	-	5,846	5,846	100
		Kashmore	4,710	4,710	4,710	-	-	4,710	4,710	100
		Jacobabad	4,922	4,078	4,901	133	173	4,211	5,074	100
Sub-Total			15,478	14,634	15,457	133	173	14,767	15,630	100
4	CO members trained in management skills	Shikarpur	12,678	10,912	11,433	453	238	11,365	11,671	100
		Kashmore	9,382	8,074	7,879	335	158	8,409	8,037	96
		Jacobabad	4,922	2,240	2,627	450	105	2,690	2,732	100
Sub-Total			26,982	21,226	21,939	1,238	501	22,464	22,440	100
5	CO members trained in CIF Need	Shikarpur	12,678	7,003	7,555	466	216	7,469	7,771	100
		Kashmore	9,382	5,182	4,909	345	158	5,527	5,067	92
		Jacobabad	4,922	2,188	2,577	450	105	2,638	2,682	100
Sub-Total			26,982	14,373	15,041	1,261	479	15,634	15,520	99
6	Village Organizations Formed	Shikarpur	1,810	1,810	1,810	-	-	1,810	1,810	100
		Kashmore	1,673	1,673	1,673	-	-	1,673	1,673	100
		Jacobabad	1,200	1,245	1,741	40	70	1,285	1,811	100
Sub-Total			4,683	4,728	5,224	40	70	4,768	5,294	100
7	No. of Participants Trained in VO Management	Shikarpur	5,096	5,961	6,253	-	-	5,961	6,253	100
		Kashmore	3,771	4,412	4,541	-	-	4,412	4,541	100
		Jacobabad	2,400	1,642	1,882	200	128	1,842	2,010	100
Sub-Total			11,267	12,015	12,676	200	128	12,215	12,804	100
8	No. of Participants Trained in VO CIF Training	Shikarpur	5,096	4,743	4,657	-	-	4,743	4,657	98
		Kashmore	3,771	3,509	3,733	-	-	3,509	3,733	100
		Jacobabad	2,400	1,165	1,235	300	96	1,465	1,331	91
Sub-Total			11,267	9,417	9,625	300	96	9,717	9,721	100

S. No	Activity	District	Revised Project Targets	As of October, 2011		November, 2011		As of November, 2011		
				Targets as of Oct, 11	Achievement as of Oct, 11	Targets for the Nov, 11	Achievement for the Nov,11	Targets as of Nov, 11	Achievement as of Nov, 11	%
9	VO Book Keeping Training (No of Pax)	Shikarpur	5,097	4,427	4,132	-	-	4,427	4,132	93
		Kashmore	3,771	3,276	3,710	200	22	3,476	3,732	100
		Jacobabad	2,400	1,444	1,342	200	128	1,644	1,470	89
Sub-Total			11,268	9,147	9,184	400	150	9,547	9,334	98
10	Local Support Organizations Formed	Shikarpur	35	12	8	3	3	15	11	73
		Kashmore	25	8	3	2	-	10	3	30
		Jacobabad	5	-	-	-	-	-	-	-
Sub-Total			65	20	11	5	3	25	14	56
11	CIF to be given Local Support Organizations	Shikarpur	35	3	-	3	-	6	-	-
		Kashmore	25	2	-	2	-	4	-	-
		Jacobabad	-	-	-	-	-	-	-	-
Sub-Total			60	5	-	5	-	10	-	-
12	LSO members trained in CIF Appraisal, Monitoring and Book Keeping	Shikarpur	172	19	-	19	-	38	-	-
		Kashmore	128	14	-	14	-	28	-	-
		Jacobabad	-	-	-	-	-	-	-	-
Sub-Total			300	33	-	33	-	66	-	-
13	LSO members trained in Managerial skills, Book Keeping	Shikarpur	172	19	-	19	25	38	25	66
		Kashmore	128	14	-	14	15	28	15	54
		Jacobabad	-	-	-	-	-	-	-	-
Sub-Total			300	33	-	33	40	66	40	61
14	LSO members to be sent on Exposure Visits	Shikarpur	103	11	7	11	-	22	7	32
		Kashmore	107	9	3	9	-	18	3	17
		Jacobabad	-	-	-	-	-	-	-	-
Sub-Total			210	20	10	20	-	40	10	25
15	Households to be Given IGG	Shikarpur	3,668	2,338	2,170	166	166	2,504	2,336	93
		Kashmore	2,715	1,730	1,410	123	116	1,853	1,526	82
		Jacobabad	1,573	320	592	100	294	420	886	100
Sub-Total			7,956	4,388	4,172	389	576	4,777	4,748	99
16	Households to be Given CIF	Shikarpur	44,607	31,373	30,486	1,831	1,432	33,204	31,918	96
		Kashmore	33,010	23,216	22,550	1,355	1,245	24,571	23,795	97
		Jacobabad	10,131	7,376	5,674	1,900	1,803	9,276	7,477	81
Sub-Total			87,748	61,965	58,710	5,086	4,480	67,051	63,190	94

S. No	Activity	District	Revised Project Targets	As of October, 2011		November, 2011		As of November, 2011		
				Targets as of Oct, 11	Achievement as of Oct, 11	Targets for the Nov, 11	Achievement for the Nov,11	Targets as of Nov, 11	Achievement as of Nov, 11	%
17	Households to be Given Scholarship for VTP	Shikarpur	14,478	10,365	9,612	514	1,018	10,879	10,630	98
		Kashmore	10,713	7,669	7,063	380	733	8,049	7,796	97
		Jacobabad	5,811	3,738	3,487	492	1,003	4,230	4,490	100
Sub-Total			31,002	21,772	20,162	1,386	2,754	23,158	22,916	99
18	Villages to be Given Drinking Water Supply	Shikarpur	460	445	421	8	-	453	421	93
		Kashmore	341	330	340	6	-	336	340	100
		Jacobabad	300	106	-	-	-	106	-	-
Sub-Total			1,101	881	761	14	-	895	761	85
19	Locations to improve under Low Cost Village	Shikarpur	80	32	44	-	-	32	44	100
		Kashmore	60	24	12	-	-	24	12	50
		Jacobabad	-	-	-	-	-	-	-	-
Sub-Total			140	56	56	-	-	56	56	100
20	Low Cost Housing Scheme	Shikarpur	3,128	2,565	2,581	281	-	2,846	2,581	91
		Kashmore	2,314	1,899	1,394	208	-	2,107	1,394	66
		Jacobabad	2,000	130	130	-	-	130	130	100
Sub-Total			7,442	4,594	4,105	489	-	5,083	4,105	81
21	Experience Sharing Workshops	Shikarpur	67,255	17,353	19,701	-	-	17,353	19,701	100
		Kashmore	49,769	12,842	10,494	-	-	12,842	10,494	82
		Jacobabad	11,520	175	-	-	-	175	-	-
Sub-Total			128,544	30,370	30,195	-	-	30,370	30,195	99
22	Productivity Enhancement Training	Shikarpur	793	140	117	-	-	140	117	84
		Kashmore	587	104	127	-	-	104	127	100
		Jacobabad	1,000	375	-	-	-	375	-	-
Sub-Total			2,380	619	244	-	-	619	244	39
23	TBA	Shikarpur	2,002	1,660	1,694	49	-	1,709	1,694	99
		Kashmore	1,481	1,228	1,109	36	-	1,264	1,109	88
		Jacobabad	1,200	500	-	-	-	500	-	-
Sub-Total			4,683	3,388	2,803	85	-	3,473	2,803	81
24	Non Functional Schools to be Functionalized	Shikarpur	150	55	55	55	55	55	55	100
		Kashmore	150	47	47	47	47	47	47	100
		Jacobabad	200	80	-	-	-	80	-	-
Sub-Total			500	182	102	102	102	182	102	56
25	2nd Shift Girls Schools to be established	Shikarpur	100	9	9	9	9	9	9	100
		Kashmore	100	15	15	15	15	15	15	100
		Jacobabad	200	50	-	50	-	100	-	-
Sub-Total			400	74	24	74	24	124	24	19
26	Early Child Hood Centers to be established	Shikarpur	100	4	4	4	4	4	4	100
		Kashmore	100	5	5	5	5	5	5	100
		Jacobabad	200	130	-	50	-	180	-	-
Sub-Total			400	139	9	59	9	189	9	5

District Wise Achievement as of November, 2011 (District Shikarpur)

S. No	Activity	Revised Project Targets	As of October, 2011		November, 2011		As of November, 2011		
			Targets as of Oct, 11	Achievement as of Oct, 11	Targets for the Nov, 11	Achievement for the Nov,11	Targets as of Nov, 11	Achievement as of Nov, 11	%
1	Poverty Score Card	50	50	50	-	-	50	50	100
2	Households Organized	102,306	102,306	102,306	-	-	102,306	102,306	100
3	CO Formation	5,846	5,846	5,846	-	-	5,846	5,846	100
4	CO members trained in management skills	12,678	10,912	11,433	453	238	11,365	11,671	100
5	CO members trained in CIF Need	12,678	7,003	7,555	466	216	7,469	7,771	100
6	Village Organizations Formed	1,810	1,810	1,810	-	-	1,810	1,810	100
7	No. of Participants Trained in VO Management	5,096	5,961	6,253	-	-	5,961	6,253	100
8	No. of Participants Trained in VO CIF Training	5,096	4,743	4,657	-	-	4,743	4,657	98
9	VO Book Keeping Training (No of Pax)	5,097	4,427	4,132	-	-	4,427	4,132	93
10	Local Support Organizations Formed	35	12	8	3	3	15	11	73
11	CIF to be given Local Support Organizations	35	3	-	3	-	6	-	-
12	LSO members trained in CIF Appraisal, Monitoring and Book Keeping	172	19	-	19	-	38	-	-
13	LSO members trained in Managerial skills, Book Keeping	172	19	-	19	25	38	25	66
14	LSO members to be sent on Exposure Visits	103	11	7	11	-	22	7	32
15	Households to be Given IGG	3,668	2,338	2,170	166	166	2,504	2,336	93
16	Households to be Given CIF	44,607	31,373	30,486	1,831	1,432	33,204	31,918	96
17	Households to be Given Scholarship for VTP	14,478	10,365	9,612	514	1,018	10,879	10,630	98
18	Villages to be Given Drinking Water Supply	460	445	421	8	-	453	421	93
19	Locations to improve under Low Cost Village	80	32	44	-	-	32	44	100
20	Low Cost Housing Scheme	3,128	2,565	2,581	281	-	2,846	2,581	91
21	Experience Sharing Workshops	67,255	17,353	19,701	-	-	17,353	19,701	100
22	Productivity Enhancement Training	793	140	117	-	-	140	117	84
23	TBA	2,002	1,660	1,694	49	-	1,709	1,694	99
24	Non Functional Schools to be Functionalized	150	55	55	55	55	55	55	100
25	2nd Shift Girls Schools to be established	100	9	9	9	9	9	9	100
26	Early Child Hood Centers to be established	100	4	4	4	4	4	4	100

District Wise Achievement as of November, 2011 (District Kashmir)

S. No	Activity	Revised Project Targets	As of October, 2011		November, 2011		As of November, 2011		
			Targets as of Oct, 11	Achievement as of Oct, 11	Targets for the Nov, 11	Achievement for the Nov,11	Targets as of Nov, 11	Achievement as of Nov, 11	%
1	Poverty Score Card	37	37	37	-	-	37	37	100
2	Households Organized	80,345	80,345	80,345	-	-	80,345	80,345	100
3	CO Formation	4,710	4,710	4,710	-	-	4,710	4,710	100
4	CO members trained in management skills	9,382	8,074	7,879	335	158	8,409	8,037	96
5	CO members trained in CIF Need	9,382	5,182	4,909	345	158	5,527	5,067	92
6	Village Organizations Formed	1,673	1,673	1,673	-	-	1,673	1,673	100
7	No. of Participants Trained in VO Management	3,771	4,412	4,541	-	-	4,412	4,541	100
8	No. of Participants Trained in VO CIF Training	3,771	3,509	3,733	-	-	3,509	3,733	100
9	VO Book Keeping Training (No of Pax)	3,771	3,276	3,710	200	22	3,476	3,732	100
10	Local Support Organizations Formed	25	8	3	2	-	10	3	30
11	CIF to be given Local Support Organizations	25	2	-	2	-	4	-	-
12	LSO members trained in CIF Appraisal, Monitoring and Book Keeping	128	14	-	14	-	28	-	-
13	LSO members trained in Managerial skills, Book Keeping	128	14	-	14	15	28	15	54
14	LSO members to be sent on Exposure Visits	107	9	3	9	-	18	3	17
15	Households to be Given IGG	2,715	1,730	1,410	123	116	1,853	1,526	82
16	Households to be Given CIF	33,010	23,216	22,550	1,355	1,245	24,571	23,795	97
17	Households to be Given Scholarship for VTP	10,713	7,669	7,063	380	733	8,049	7,796	97
18	Villages to be Given Drinking Water Supply	341	330	340	6	-	336	340	100
19	Locations to improve under Low Cost Village	60	24	12	-	-	24	12	50
20	Low Cost Housing Scheme	2,314	1,899	1,394	208	-	2,107	1,394	66
21	Experience Sharing Workshops	49,769	12,842	10,494	-	-	12,842	10,494	82
22	Productivity Enhancement Training	587	104	127	-	-	104	127	100
23	TBA	1,481	1,228	1,109	36	-	1,264	1,109	88
24	Non Functional Schools to be Functionalized	150	47	47	47	47	47	47	100
25	3rd Shift Girls Schools to be established	100	15	15	15	15	15	15	100
26	Early Child Hood Centers to be established	100	5	5	5	5	5	5	100

District Wise Achievement as of November, 2011 (District Jacobabad)

S. No	Activity	Revised Project Targets	As of October, 2011		November, 2011		As of November, 2011		
			Targets as of Oct, 11	Achievement as of Oct, 11	Targets for the Nov, 11	Achievement for the Nov,11	Targets as of Nov, 11	Achievement as of Nov, 11	%
1	Poverty Score Card	29	29	29	-	-	29	29	100
2	Households Organized	73,830	66,753	81,816	2,000	3,077	68,753	84,893	100
3	CO Formation	4,922	4,078	4,901	133	173	4,211	5,074	100
4	CO members trained in management skills	4,922	2,240	2,627	450	105	2,690	2,732	100
5	CO members trained in CIF Need	4,922	2,188	2,577	450	105	2,638	2,682	100
6	Village Organizations Formed	1,200	1,245	1,741	40	70	1,285	1,811	100
7	No. of Participants Trained in VO Management	2,400	1,642	1,882	200	128	1,842	2,010	100
8	No. of Participants Trained in VO CIF Training	2,400	1,165	1,235	300	96	1,465	1,331	91
9	VO Book Keeping Training (No of Pax)	2,400	1,444	1,342	200	128	1,644	1,470	89
10	Local Support Organizations Formed	5	-	-	-	-	-	-	-
11	CIF to be given Local Support Organizations	-	-	-	-	-	-	-	-
12	LSO members trained in CIF Appraisal, Monitoring and Book Keeping	-	-	-	-	-	-	-	-
13	LSO members trained in Managerial skills, Book Keeping	-	-	-	-	-	-	-	-
14	LSO members to be sent on Exposure Visits	-	-	-	-	-	-	-	-
15	Households to be Given IGG	1,573	320	592	100	294	420	886	100
16	Households to be Given CIF	10,131	7,376	5,674	1,900	1,803	9,276	7,477	81
17	Households to be Given Scholarship for VTP	5,811	3,738	3,487	492	1,003	4,230	4,490	100
18	Villages to be Given Drinking Water Supply	300	106	-	-	-	106	-	-
19	Locations to improve under Low Cost Village	-	-	-	-	-	-	-	-
20	Low Cost Housing Scheme	2,000	130	130	-	-	130	130	100
21	Experience Sharing Workshops	11,520	175	-	-	-	175	-	-
22	Productivity Enhancement Training	1,000	375	-	-	-	375	-	-
23	TBA	1,200	500	-	-	-	500	-	-
24	Non Functional Schools to be Functionalized	200	80	-	-	-	80	-	-
25	2nd Shift Girls Schools to be established	200	50	-	50	-	100	-	-
26	Early Child Hood Centers to be established	200	130	-	50	-	180	-	-

Social Mobilization

UCBPRP is creating impact and transforming the social mobilization process into a more effective tool for empowering people and distinguishing the Community Organizations as effective sources for poverty reduction and delivery of services. To expand the impact of social mobilization this programme focuses on; Expanding the role of Community Activists, increasing participation of Women and Poor in the socio-economic development process, Clearness, Accountability and Equitable Distribution, Independent Fund Management by the Communities, Self Help and Civic responsibilities, Forging linkages, Poor women have started to develop concrete, action oriented solutions to identify problems and challenges.

As of November, 2011 a total of 267,544 households has been organized in three districts. Below given table portray the progress of each district.

Activity	District	As of November, 2011		
		Targets as of November, 11	Achievement as of November, 11	%
Households Organized	Shikarpur	102,306	102,306	100
	Kashmore	80,345	80,345	100
	Jacobabad	68,753	84,893	100
Sub-Total		251,404	267,544	100

Thematic model of a Community Organization

Organizing community members into Community Organizations through social mobilization is a problem-solving approach whereby the community is empowered with the knowledge and skills to identify and prioritize its needs, and problems, harness its resources to deal with these problems and take actions collectively. Village Organization is association of women to strengthen the capacity of the poor for sustainable development and create a link between rural people and other institutions. All COs are federated into VOs for the representation of CO members at village level.

As of November, 2011 a total of 15,630 Community Organizations has been formed in three districts, district wise target v/s achievement is given below table;

Activity	District	As of November, 2011		
		Targets as of November, 11	Achievement as of November, 11	%
CO Formation	Shikarpur	5,846	5,846	100
	Kashmore	4,710	4,710	100
	Jacobabad	4,211	5,074	100
Sub-Total		14,767	15,630	100

CO Level Training

The CO is the ideal grass-roots organization for identifying potential recipients for various household level interventions under each PSC band. It is very much essential that the capacity building of office bearers of the COs is carried out to make them fully functional because unless this is not done an effective mechanism for delivery and monitoring of services through these two tiers of social mobilization cannot be developed.

As such, the project as part of human resource development of these two tiers has imparted the following trainings for the capacity building of the office bearers of the Cos.

CO members trained in management skills & CO members trained in CIF need identification

As of November, 2011 a total of 37,960 CO members has been trained in both trainings in three districts, below given table shows the district wise detail;

Activity	District	As of November, 2011		
		Targets as of November, 11	Achievement as of November, 11	%
CO members trained in management skills	Shikarpur	11,365	11,671	100
	Kashmore	8,409	8,037	96
	Jacobabad	2,690	2,732	100
Sub-Total		22,464	22,440	100
CO members trained in CIF Need	Shikarpur	7,469	7,771	100
	Kashmore	5,527	5,067	92
	Jacobabad	2,638	2,682	100
Sub-Total		15,634	15,520	99

Village Organization

Community Organizations are being federated into Village Organizations at Village level, therefore, as of November, 2011 a total of 5,294 Village Organizations has been formed in three districts, detailed table shows the district wise number of formed village organizations during the reporting period;

Activity	District	As of November, 2011		
		Targets as of November, 11	Achievement as of November, 11	%
Village Organizations Formed	Shikarpur	1,810	1,810	100
	Kashmore	1,673	1,673	100
	Jacobabad	1,285	1,811	100
Sub-Total		4,768	5,294	100

VO Level Training

There are three types of training are being given to the office bearer of Village Organization, after the federation of Cos into VOs; which are;

VO Management

VO Community Investment Fund

VO Book Keeping

As of November, 2011 a total of 31,485 VO members has been trained in all above training in three districts, in this regards below given table shows the district wise progress.

Activity	District	As of November, 2011		
		Targets as of November, 11	Achievement as of November, 11	%
No. of Participants Trained in VO Management	Shikarpur	5,961	6,253	100
	Kashmore	4,412	4,541	100
	Jacobabad	1,842	2,010	100
Sub-Total		12,215	12,804	100
No. of Participants Trained in VO CIF Training	Shikarpur	4,743	4,657	98
	Kashmore	3,509	3,733	100
	Jacobabad	1,465	1,331	91
Sub-Total		9,717	9,721	100
VO Book Keeping Training (No of Pax)	Shikarpur	4,427	4,132	93
	Kashmore	3,476	3,732	100
	Jacobabad	1,644	1,470	89
Sub-Total		9,547	9,334	98

Local Support Organization

LSO is a formal body of Community Organization representatives, to continue and expand locally, on a permanent basis, the participatory development practices initiated. LSO is the apex body of the three tier social organization structure. This consists of a structure where male and female COs are federated at the village-level into a Village Organization (VO), which are then further agglomerated at the Union Council level. Union Council Based Poverty Reduction Programme uniqueness is CO/VO and LSO members are women only. In essence, the LSO is a membership organization of all COs/VOs of a particular Union Council. The VOs nominate at least two of their representatives in the General Body of their LSO; The General Body of the LSO then elects its Executive Committee. These bodies make and approve LSO bylaws. The LSO is then registered under any suitable law and thus it receives the status of a legal, formal and permanent civil society organization.

The main objectives of the Local Support Organization are;

- Provide a localized permanent institutional arrangement to scaling up social mobilization and organizing all the poor households through low cost measures, by the community activists and foster and nurture inclusive, democratic and accountable grass roots organizations of COs and VOs

- Facilitate development of household, village and UC level development plans in consultation with the local organized communities and supervise their implementation
- Provide an institutional facility to foster development linkages between service providers in government, NGO and private sector and the local organized communities
- Lobby to influence government's planning and policy formulation by strengthening civic participation in government planning cycle by actively engaging the local government and government line agencies in participatory development planning events and multi stakeholder consultation forum on local development plans
- Mobilize resources, both from internal and external sources to finance its operational cost and development plans, and
- Lobby government for higher allocations of budget for the poor and for more gender-sensitive budgets

After extension and 2nd revision of PC-1 this third tier of social mobilization has been added in the PC-1. As of November, 2011 a total of 14 Local Support Organizations has been formed in two district i-e Shikarpur & Kashmore. As of November, 11 the 40 members has been trained in management training.

Income Generating Grant

The lower band of extremely poor or the poorest of the poor (PSC Category 0-11) consists of widows or people with chronic disabilities or do not have financial ability to meet the family/domestic needs. They lack productive assets and are dependent on others for even food and are therefore generally food strapped. Hence any financial assistance provided in cash is by and large consumed. Interested households (who fall in the PSC category of 0-11) express their wish of receiving a grant to their VO, in addition to it being stated in their MIP. The VO members approve those members who qualify for the grant and write a resolution to their local SMT.

- The basic objective of IGG is to provide in-kind grants for purchasing of Livestock, Agriculture and there are lots of examples in different VOs of households that have been able to graduate the next level.
- It ensures proper and productive use of grants and lots of IGG beneficiaries are able take CIF, which shows that they are now out of the box of the poorest of the poor in 0-11 band.

As of November, 2011 a total of 4,748 poor women members has been benefited from the Income Generating Grant, below given table portray the district wise position;

Activity	District	As of November, 2011		
		Targets as of November, 11	Achievement as of November, 11	%
Households to be Given IGG	Shikarpur	2,504	2,336	93
	Kashmore	1,853	1,526	82
	Jacobabad	420	886	100
Sub-Total		4,777	4,748	99

Community Investment Fund

CIF is a cost-effective fund managed by the community to provide the microfinance services to the poor and poorest women, particularly in the areas which are relatively underserved by the MFIs. It is a fund which is owned, run and managed by the poor and poorest women and their own organizations, i.e. the beneficiaries themselves. It focuses specifically on the poorest households through female community organizations by giving them access to microfinance, while at the same time increasing their levels of empowerment, confidence and skills. Essentially, CIF is based upon and linked to the three-tier social organization framework of Community Organizations, their agglomeration into Village Organizations and finally agglomeration at the Union Council-level in a Local Support Organization. Members of COs are encouraged to mobilize their own savings and, as these build up, to use them for internal lending purposes, hence complementing CIF resources. The overarching objective of CIF is to reduce the levels of poverty in rural areas through strong institutions of the poor and the poorest women.

This can be achieved by:

- Building their productive assets & • Improving their leadership and management skills

As of November, 2011 a total of 63,190 poor women members of COs & VOs have been benefited from this dynamic product of the Programme. Below given table shows the district wise progress as well as beneficiaries of Community Investment Fund.

Activity	District	As of November, 2011		
		Targets as of November, 11	Achievement as of November, 11	%
Households to be Given CIF	Shikarpur	33,204	31,918	96
	Kashmore	24,571	23,795	97
	Jacobabad	9,276	7,477	81
Sub-Total		67,051	63,190	94

CIF Re-disbursement

VOs have started to re-disburse the CIF among the deserving members according to the set procedures. Members have started to understand the importance of revolving CIF money. Ultimately they earn more due to the circulation of loans. The below given table portrays the detail of CIF Re-disbursement

Detail of CIF Cycle as of November, 2011							
CYCLE-1	District Shikarpur			District Kashmore			Total
	As of October, 11	November, 11	Cumulative as of November, 11	As of October, 11	November, 11	Cumulative as of November, 11	
Amount Disbursed	264,936,675	16,924,900	281,861,575	194,966,884	12,154,000	207,120,884	488,982,459
No. of VOs	1,141	61	1,202	778	56	834	2,036
No. of Cos	3,331	149	3,480	1,411	152	1,563	5,043
No. of Beneficiaries	30,486	1,432	31,918	22,550	1,245	23,795	55,713
Amount Recovered	101,763,996	9,610,310	111,374,306	69,146,452	3,883,000	73,029,452	184,403,758

No. of Beneficiaries returned CIF	11,845	1,002	12,847	7,946	122	8,068	20,915
CYCLE-2							
Amount Disbursed	27,890,300	6,654,500	34,544,800	17,302,300	592,000	17,894,300	52,439,100
No. of VOs	161	113	274	111	6	117	391
No. of Cos	1005	208	1,213	296	26	322	1,535
No. of Beneficiaries	2,990	657	3,647	1,931	66	1,997	5,644
Amount Recovered	1,311,000	575,360	1,886,360	-	-	-	1,886,360
No. of Beneficiaries returned CIF	125	59	184	-	-	-	184
CYCLE-3							
Amount Disbursed	1,311,000	575,360	1,886,360	-	-	-	1,886,360
No. of VOs	1	2	3	-	-	-	3
No. of Cos	11	8	19	-	-	-	19
No. of Beneficiaries	119	59	178	-	-	-	178
Amount Recovered	-	-	-	-	-	-	-
No. of Beneficiaries returned CIF	-	-	-	-	-	-	-

Vocational Training

Mr. Ghulam Haider



18 Years old Matric Pass GhulamHyder lives in a small village, AganMahar, UC Chak, District Shilarpur. Ghulam Hyder was awarded scholarship for Vocational Training by the Village Organization. Vocational Training Skills is one of the major products of the UCBPRP, which is being implemented by SRSO funded by Government of Sindh. Mr Ghulam Haider got scholarship for Vocational Training in the trade of Motor Cycle Mechanic, after completion of training he started work of Motorcycle Mechanic at nearest Stop Jahan Khan initially he earned Rs100 but after few month's experience he became the master in motor cycle mechanic and now per day he earns more than Rs500. Mr Ghulam Hyder supports his family and his younger brothers are going to school.

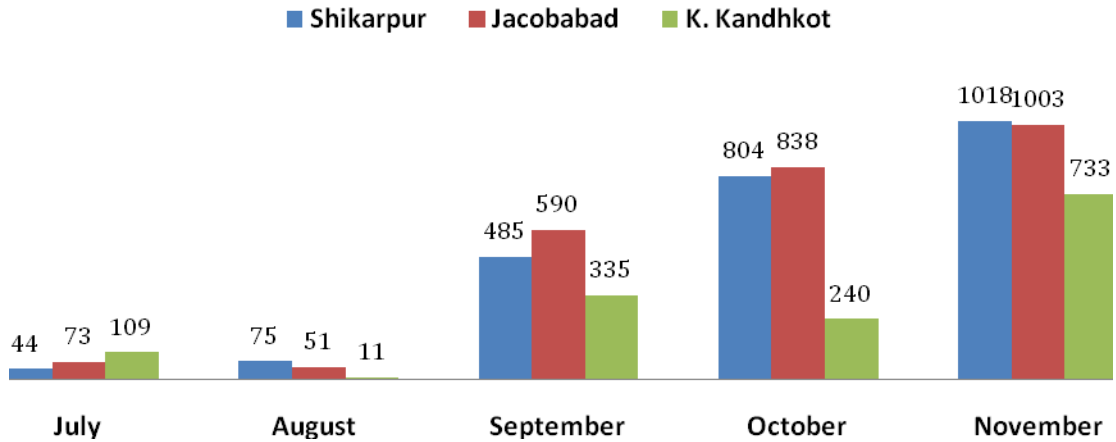
In the target districts poor women with poverty ranking from 0-18 receive scholarships in the form of vocational training. The following criteria are considered by screening staff:

- Marginalized rural poor from the target districts;
- Underprivileged women;
- Persons with disabilities (PWD) who can become active members of the society;
- Other marginalized segments.

As of November, 2011 a total of 22,916 poor women and men have been trained in different trades in three districts.

Activity	District	Revised Project Targets	As of October, 2011		November, 2011		As of November, 2011		
			Targets as of Oct, 11	Achievement as of Oct, 11	Targets for the Nov, 11	Achievement for the Nov,11	Targets as of Nov, 11	Achievement as of Nov, 11	%
Households to be Given Scholarship for VTP	Shikarpur	14,478	10,365	9,612	514	1,018	10,879	10,630	98
	Kashmore	10,713	7,669	7,063	380	733	8,049	7,796	97
	Jacobabad	5,811	3,738	3,487	492	1,003	4,230	4,490	100
Sub-Total		31,002	21,772	20,162	1,386	2,754	23,158	22,916	99

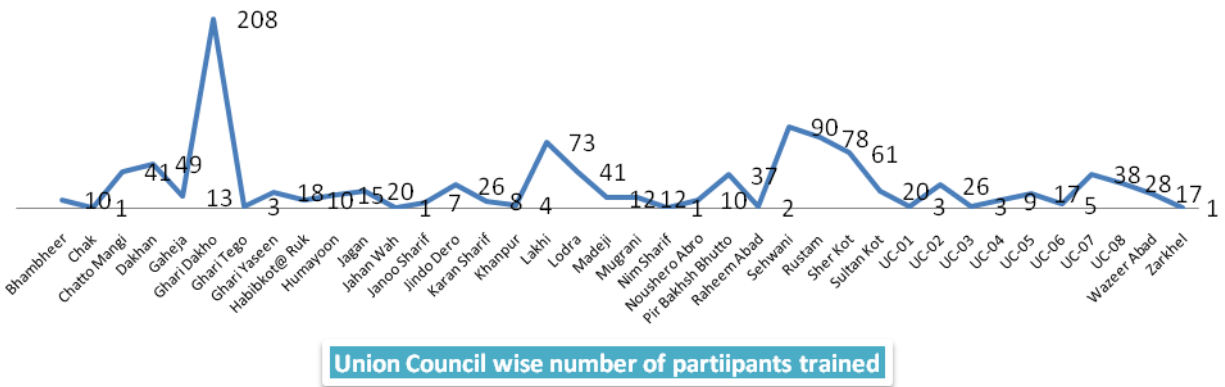
The given below graphical illustrations shows the districts wise monthly updates of vocational trainings conducted in different locations of Pakistan.



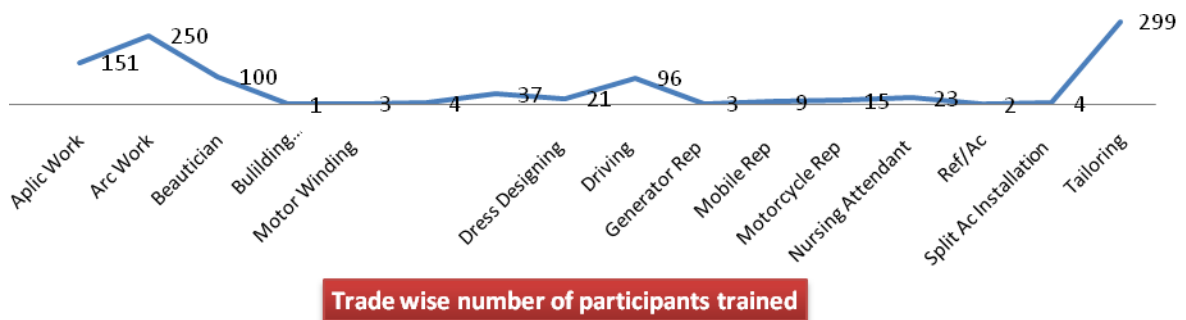
The above data is the cumulative figure of new revised PC-1 and plan according to YPO 2011-2012 of UCBPRP

District Shikarpur

The below given graph shows the Union Council wise number of participants was trained in district Shikarpur.



The following graph shows the trade wise number of participants was trained according to the market demand and their choice. Vocational Field Training centers are being established by UCBPRP for the women to provide them vocational training skills at the door step.

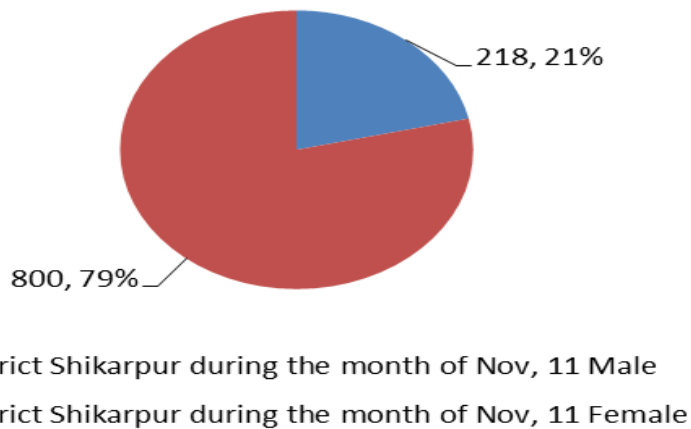


Trade wise number of participants trained

Gender Wise Analysis

The below given pi-chart portrays the 800 male and 218 female participants has been trained during the month of November, 2011

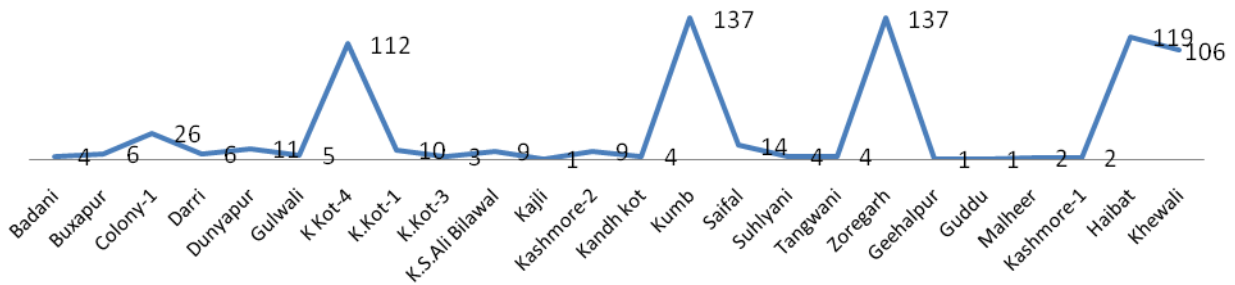
Gender wise number of trained participants during the month of Nov, 11 (Dist Shikarpur)



- District Shikarpur during the month of Nov, 11 Male
- District Shikarpur during the month of Nov, 11 Female

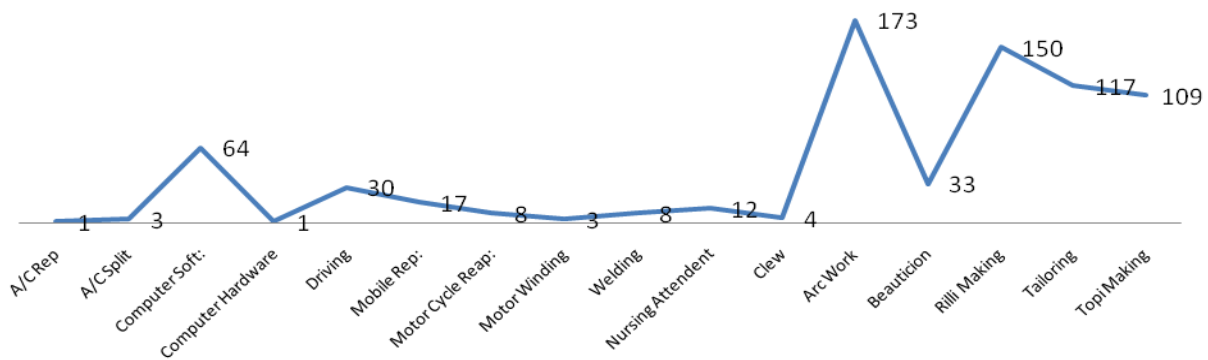
District Kashmore

The below given graph shows the Union Council wise number of participants was trained in district Kashmore.



UC wise number of participants trained

The following graph shows the trade wise sending participants in different vocational training institutions established in fields, Sukkur, Rawalpindi, Azakel & Islamabad.

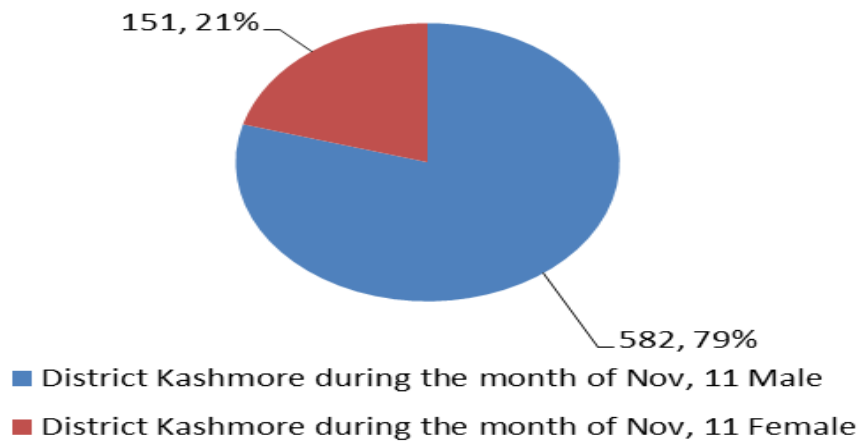


Trade wise number of participants trained

Gender Analysis

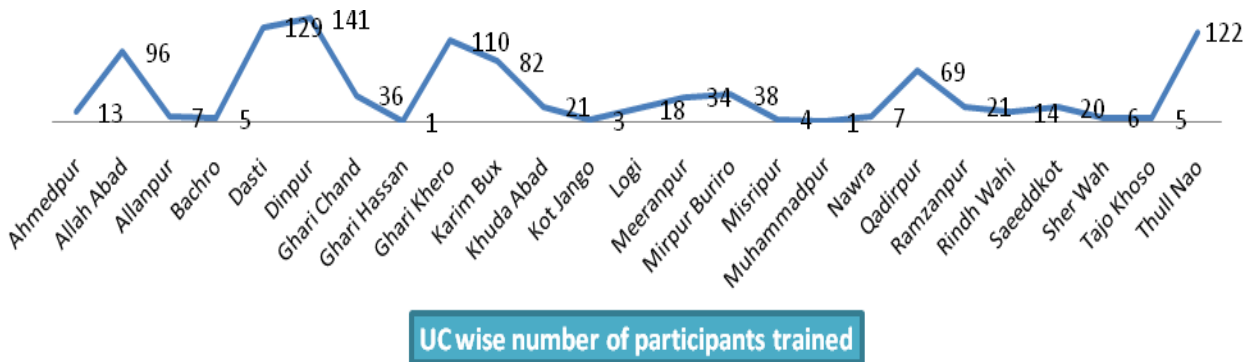
The below given pi-chart portrays the 582 male and 151 female participants has been trained during the month of November, 2011. They are the members of the vulnerable and marginalized communities, especially poorest of the poor, who are getting training to improve their living standard in terms of earning their livelihood.

**Gender wise number of trained participants during the month of Nov, 11
(Dist Kashmore)**

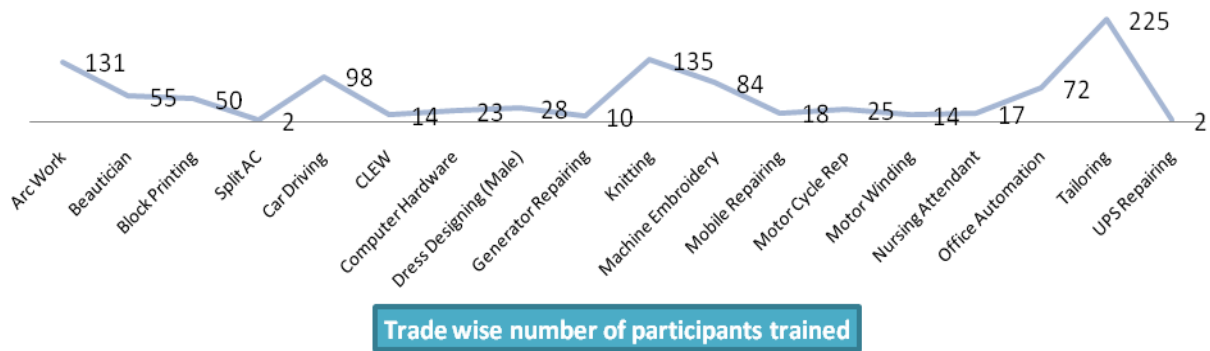


District Jacobabad

The below given graph shows the Union Council wise number of participants was trained in district Kashmore.



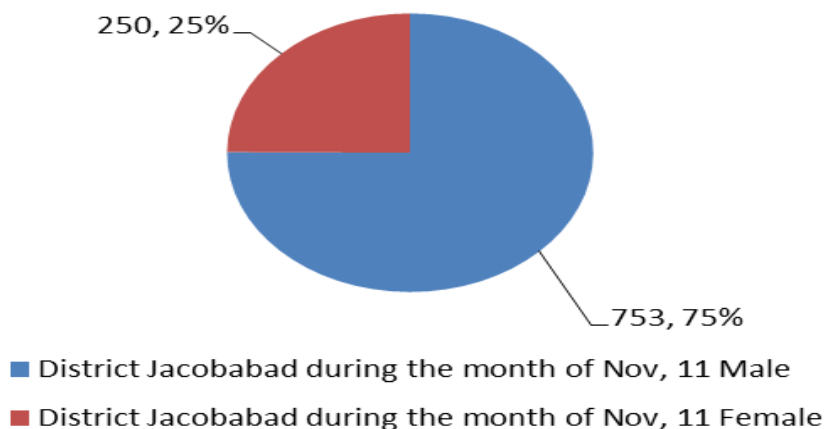
The following shows the trade wise sending participants in different vocational training institutions established in fields, Sukkur, Rawalpindi, Azakel& Islamabad.



Gender wise Analysis

The below given pi-chart portrays the 753 male and 250 female participants has been trained during the month of November, 2011.

Gender wise number of trained participants during the month of Nov, 11 (Dist Jacobabad)



Community Physical Infrastructure

The project is providing 50% of the villages in its rural Union Councils with grants up to Rs.250,000 per Village Organization to complete missing infrastructure facilities such drinking water and sanitation. This intervention is working in two ways. One, it providing guaranteed employment opportunity to the poor thereby offering a "guaranteed employment scheme through community physical infrastructures and is in addition also improving the prevailing situation in the targeted villages. Since the community is being organized through social mobilization, implementation of these schemes is community driven and no contractor is involved. In addition, as in other SRSO implemented CPIs, the entire post completion O&M costs is being borne by the community thus resulting in savings on capital as well as future O&M costs CPI Schemes i-e Drainage and Brick Pavement is being carried out in the 43 villages where through village rehabilitation programme after flood. Under the project, 50% of the villages having a VO are to be given one scheme of Community Physical Infrastructure (CPI), which may include sanitation and drinking water supply as a grant.

Low Cost Housing

Shelter support is being provided in terms of Low Cost Houses to households that require shelter, by providing required technical and material support up to Rs.60, 000/- to rural households that are in the 0-11 PSC category in each District

Activity	District	As of November, 2011		
		Targets as of November, 11	Achievement as of November, 11	%
Low Cost Housing Scheme	Shikarpur	2,846	2,581	91
	Kashmore	2,107	1,394	66
	Jacobabad	130	130	100
Sub-Total		5,083	4,105	81

Shelter support is being provided in terms of Low Cost Houses to the extremely poor households who live in thatched huts and require shelter. Above table shows that from Feb, 09 to June, 11, 4,105 houses had been constructed but after extension it was decided to stop the Low Cost Houses Programme because already Government of Sindh 7,000 Shelter/Two room house has been provided through the village rehabilitation programme in the districts.

Micro Health Insurance and Social Protection

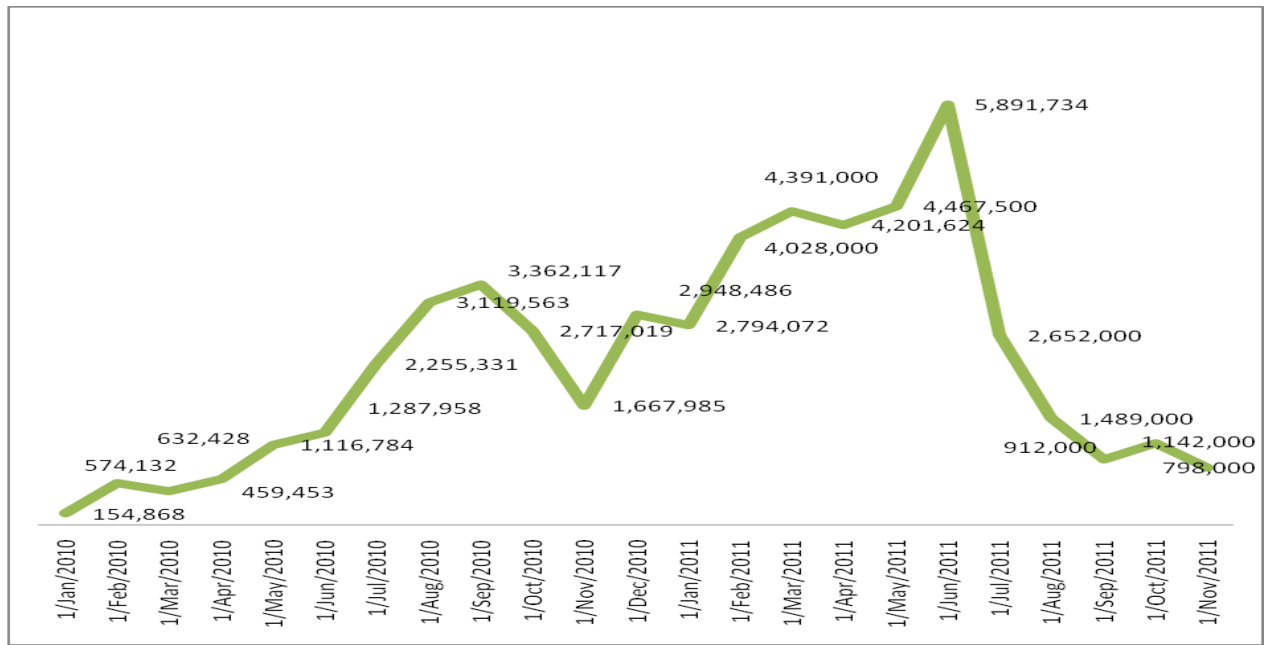
SRSO has taken an initiative to provide Micro Health Insurance cover to the communities through Cos in the largest area of 9 districts of Sindh. The initiative aims to improve poor people's access to affordable high quality health services; SRSO has started MHI with the collaboration of Adamjee Insurance Company Ltd.

The Micro health insurance This package allows all family members irrespective of age to avail hospitalization, accident and disability insurance for up to 25,000 each for day care, diagnostic services, and hospitalization (for more than 24 hours' stay) and obstetric care. This social safety net measure is being provided to households that are in the 0-18 poverty band in order to pre-empt health accidents which result in reversal of the poverty alleviation efforts because households fall into vulnerability and poverty when one of their family members gets hospitalized. The package also includes an accidental cover (disability compensation) and financial support of a sum of Rs.25000/ as Funeral Charges in case of death of a breadwinner of the family.

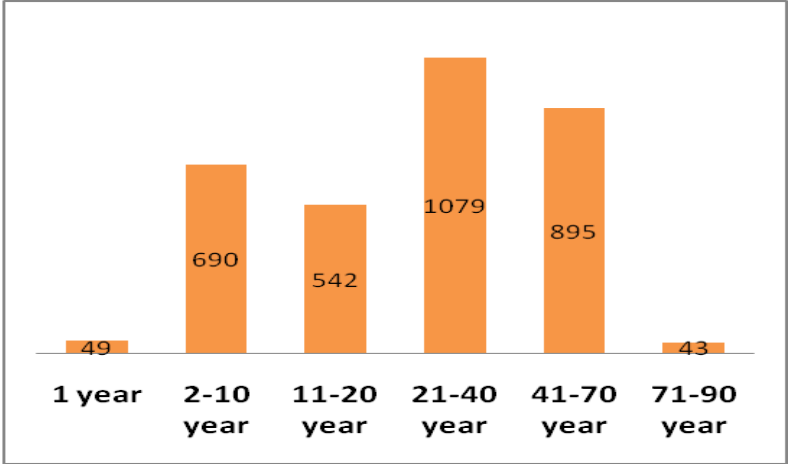
Month wise detail of treated patients and claims

Month Wise Trend as of treated patients as of Nov, 2011 District Shikarpur & Kandhkot		
Month Wise	No: of Patients Treated	Approved/Claimed Amount
31/Jan/2010	22	154,868
28/Feb/2010	85	574,132
31/Mar/2010	39	459,453

30/Apr/2010	50	632,428
31/May/2010	78	1,116,784
30/Jun/2010	105	1,287,958
31/Jul/2010	150	2,255,331
31/Aug/2010	217	3,119,563
30/Sep/2010	248	3,362,117
31/Oct/2010	190	2,717,019
30/Nov/2010	112	1,667,985
31/Dec/2010	181	2,948,486
31/Jan/2011	172	2,794,072
28/Feb/2011	231	4,028,000
31/Mar/2011	227	4,391,000
30/Apr/2011	215	4,201,624
31/May/2011	231	4,467,500
30/Jun/2011	286	5,891,734
31/Jul/2011	135	2,652,000
31/Aug/2011	87	1,489,000
30/Sep/2011	64	912,000
31/Oct/2011	98	1,142,000
30/Nov/2011	75	798,000
Total	3,298	53,063,054



Age wise treated patients as of Nov,2011 District Shikarpur & Kandhkot	
AGE	Number of patients
1 year	49
2-10 year	690
11-20 year	542
21-40 year	1079
41-70 year	895
71-90 year	43

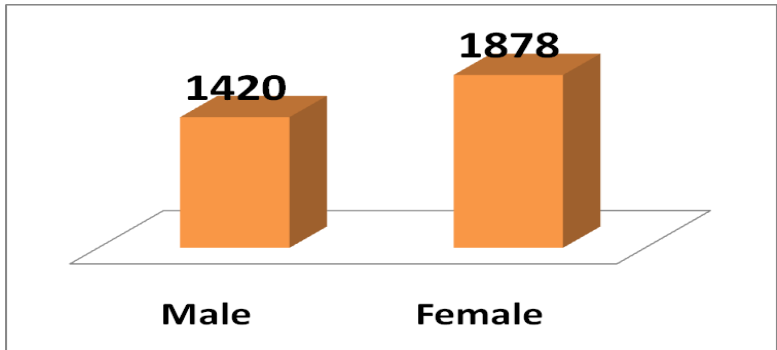


- 0-1 year age 49 patients treated from different Panel hospitals.
- 2-10 year age 690 Patients treated from different Panel hospitals.
- 11-20 year age 542 patients treated from different panel hospital in different disease.
- 21-40 year age 1,079 patients treated.
- 41-70 year age 895 patients treated.
- 71-90 year age 43 patients treated.

Gender Wise Claims

The below given graph shows the status of gender wise patients who have been treated as of November, 2011. The 1,420 male patients and 1,878 patients are female, who has been availed the Social Health Protection facility during the reporting period.

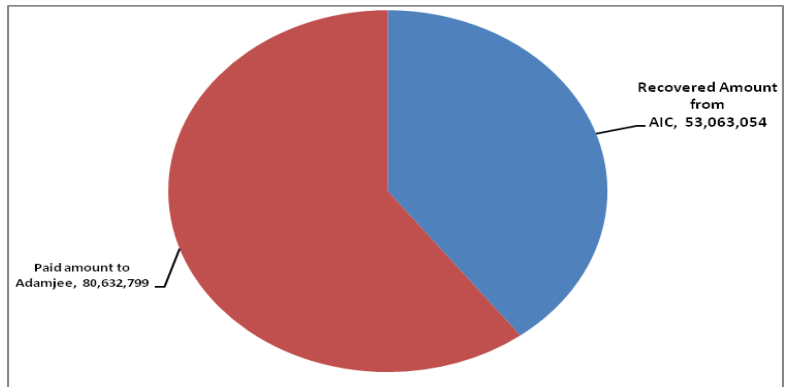
Gender wise patients treated as of Nov,2011 District Shikarpur & Kandhkot	
Male	Female
1420	1878



- 1,381 Male treated in different diseases in different panel hospitals.
- 1,825 Female treated in different diseases in different panel hospitals.

Paid Amount VS Recovered Amount

Paid Amount VS Recovered Amount as of Nov 2011 District Shikarpur & Kashmore		
Patients Treated	Recovered Amount from AIC	Paid amount to Adamjee
3,281	53,063,054	80,632,799

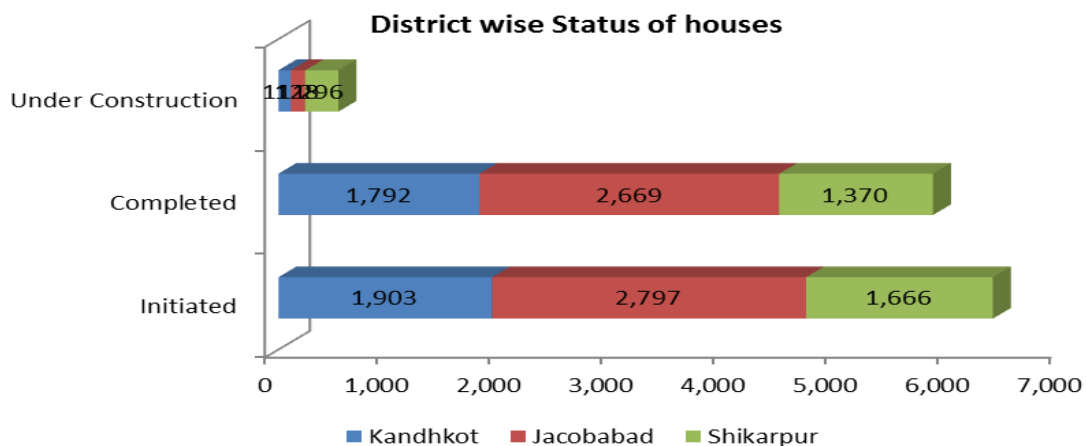


The above pie chart shows that SRSO paid 80,632,799 to Adamjee for the Health Insurance of Poor people of Districts Shikarpur & Kashmore, hence it is also mentioned that Recovered Amount is 53,063,054 from Adamjee against the treatment of 3,281 patients of both Districts.

Village Rehabilitation Programme

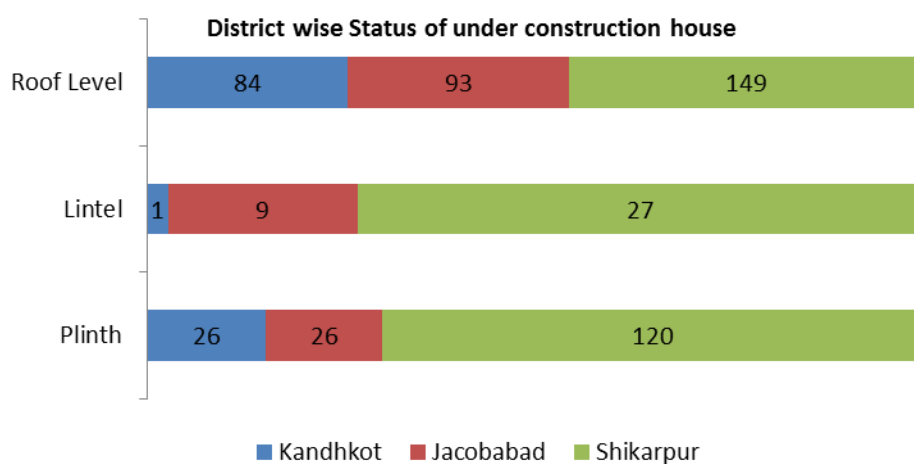
As of Nov, 2011, work has been initiated over 6,366 houses and 5,831 houses have been completed.

VRP Progress as of Nov, 2011				
District	Target	Initiated	Completed	Under Construction
Kandhkot	2,130	1,903	1,792	111
Jacobabad	3,070	2,797	2,669	128
Shikarpur	1,800	1,666	1,370	296
Total	7,000	6,366	5,831	535



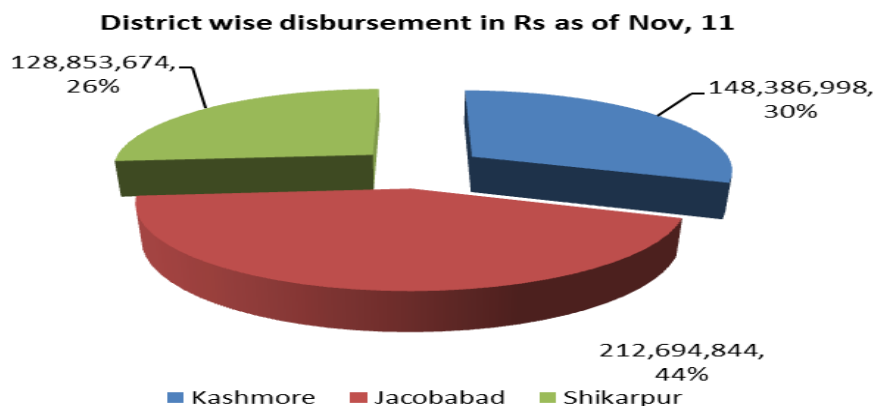
The status of under construction houses

District	Total Initiated House	Plinth	Lintel	Roof Level
Kandhkot	111	26	1	84
Jacobabad	128	26	9	93
Shikarpur	296	120	27	149
Total	535	172	37	326



Financial Status of Programme

Name of District	As of Nov, 2011 Disbursement	
	Number of Cheques Distributed	Cumulative Disbursement in Rs
Kashmore/Kandhkot	1,903	148,386,998
Jacobabad	2,782	212,694,844
Shikarpur	1,666	128,853,674
Total	6,351	489,935,516



As of Nov, 2011 total 34 schemes had been initiated which covers the overall sanitation, brick pavement of the physical infrastructure of the village and 3,668 latrines have been constructed and 2059 hand pumps had been installed.

Sanitation schemes Status as of November 2011

Name of District	Survey of Schemes	Schemes Estimation	Schemes initiated	Estimated Cost	Amount Disbursed	Schemes Completed	Latrines	Hand Pumps
Kandhkot	11	11	9	54,689,173	30,253,292	4	1,444	617
Jacobabad	17	17	16	83,196,398	58,800,000	6	1,550	944
Shikarpur	14	14	9	44,732,802	31,237,380	3	694	498
Total	42	42	34	182,618,373	120,290,672	13	3688	2059

**Village wise status of under construction houses as of Nov,11
District Kashmore**

Village Name	Total Initiated House	Under Construction		
		DPC Level	Lintel Level	Roof Level
Qias Bhayio	0	0	0	0
Abdul Qadir Chachar	6	3	0	3
Noor HasanSabzoi	43	15	0	28
Markh Bhayo	6	0	1	5
Mehran Bijarani	2	0	0	2
KhawandBux Bahlkani	0	0	0	0
Master Sayano Ogahi	2	2	0	0
Village Tori	42	5	0	37
Hamzoo Oghahi	9	0	0	9
Shairalabad	1	1	0	0
Rasool Bux Bahlkani	0	0	0	0
Total	111	26	1	84

**Village wise status of under construction houses as of Nov, 11
District Jacobabad**

Village Name	Total Initiated House	Under Construction		
		DPC Level	Lintel Level	Roof Level
Ranjhapur	0	0	0	0
LalBuxBhugio	6	6	0	0
Sheranpur	45	3	4	38
Ali Pur	3	1	0	2
Hassanabad	0	0	0	0
Allah Bux Brohi	0	0	0	0
Bangul Khan Khoso	0	0	0	0
Joungal	15	3	3	9
Shaikh Muhammad	5	2	0	3
Khanan Dari	7	4	2	1
Ahmed Mian Soomro (P- 1)	4	2	0	2
Allah Rakhyo Colony	19	1	0	18
Khuda Bux Khanbhro	4	2	0	2
Mazari wah	10	2	0	8
Mohammad Khan Banglani	1	0	0	1
Dodo Khan Lashari	2	0	0	2
Haji naseerMohdbrohi	5	0	0	5
Rajab ali Pahore	2	0	0	2
Total	128	26	9	93

**Village wise status of under construction houses as of Nov, 11
District Shikarpur**

Village Name	Total Initiated House	Under Construction		
		DPC Level	Lintel Level	Roof Level
Salar Marfani	154	81	10	63
Fateh Pur	1	0	0	1
Peer Bux Bhund	8	5	0	3
Jaggan	20	13	2	5
Chodio Sadhayo	5	0	1	4
Ismail Khan Sundurani	23	0	9	14
GhulamHussainJafferri	64	17	4	43
Tiloo Pahore	1	1	0	0
Mangria wahi	2	0	0	2
Budho Buriro	1	1	0	0

Kundho Unar	7	2	0	5
Sadullah Nappar	4	0	0	4
Village AllwadhayoChachar	0	0	0	0
Village Muhro Mari	6	0	1	5
Total	296	120	27	149

Education Component

Indicators Descriptions	Project Targets	Achievement As of November 2011
Non Functional Schools Re functionalized	300	102
Girls Primary Schools	-	42
Boys Primary Schools	-	60
School Management Committees established	300	164
No. of Beneficiary Villages	300	102
No. of Beneficiary UC's	21	29
Activation of 2nd Shift Girls Primary School	100	24
Early Childhood Education Centers established	100	9
No. of Teachers Appointed (Local Female)	600	202
Teacher Trained through modern procedure (Friendly education system)	600	202
Govt. Education Deptt: Officials Trained	30	30
Number of School Improvement Plans Prepared	300	164
Number of School Improvement Plans Completed	300	27

Status of Functional Schools Morning shift

Education Component of UCBPRP team took efforts to make the schools functional which were not nonfunctional. In all **102** schools are now functional in morning shift at Kashmore and in Shikarpur. Out of 102 schools **47** are in Kashmore and **55** in Shikarpur district. Currently Enrollment of all Morning shift schools is **6345**. Out of which 3891 is Girls enrollment and 2454 is boys' enrollment

2ND Shifts Girls Primary Schools

In all under Education Component of UCBPRP 24 Girls Primary schools are functional in second shift out of which 15 are in Kashmore and 9 in Shikarpur district. Total enrollment in both the districts is 1472 out of which enrollment in Kashmore is 930 while in Shikarpur is 542.

Early Child hood Centers

There are 9 Early Child hood Centers, 5 ECEC are established in Kashmore and **4** in Shikarpur district and total enrollment of ECEC is 239. Out of which 138 enrollments is of boys and **101** girls.

Female Teachers status

Under the said project, **205** female teachers are part of Education component of UCBPRP Sukkur All teacher are appointed on the standard procedure of hiring.

Interview selection committee was comprised of SMC members, District Government officials of Education Department. Currently 97 female teachers are working in Kashmore and 108 at Shikarpur

CPI work

In all CPI work has been fully completed in 27 schools. Out of which 14 Schools are of Kashmore and 13 school of Shikarpur District. We have prepared 40 Digest of New schools for the start of CPI work in all Schools. During coming month CPI Work will be started In 40 Schools, measurement has also been taken from all schools. More over work of digest preparation is under process.

S #	Name of Schools	UC	District
1	GBPS Ahmed din Bhalkhani	Lalao	Kashmore-Kandhkot
2	GBPS Yar Muhammad Nindwani	Saifal	Kashmore-Kandhkot
3	GBPS Abdul Hakeem Nindwani	Dunia Pur	Kashmore-Kandhkot
4	GBPS Bahdur Khan Khoso	Gulwali	Kashmore-Kandhkot
5	GBPS 2nd Shift Durani Mahar	Haibat	Kashmore-Kandhkot
6	GBPS Ali Beg Noonari	Sulhiani	Kashmore-Kandhkot
7	GBPS Umeed Ali Bijarani	Jamal	Kashmore-Kandhkot
8	GBPS Ghodho Khan	Saifal	Kashmore-Kandhkot
9	GGPS Wahid Bux Bijarani	Dunia Pur	Kashmore-Kandhkot
10	GGPS Janib Lashari	Sulhiani	Kashmore-Kandhkot
11	GBPS Hazoor Bux Bijarani	Tangwani	Kashmore-Kandhkot
12	GBPS Mir Muhammad Awan	Mian Sahib	Shikarpur
13	GGPS Jia Pur	Mian Sahib	Shikarpur
14	GBPS Jia Pur	Mian Sahib	Shikarpur
15	GGPS Gul Hassan Mangi	Pir Bux Shujira	Shikarpur
16	GBPS Gulab Kehar	Mian Sahib	Shikarpur
17	GBPS Abdullah Burrio	Zarkhail	Shikarpur
18	GGPS Shafi Muhammad Jhulan	Zarkhail	Shikarpur
19	GGPS Saleh Jhulan	Zarkhail	Shikarpur
20	GGPS Moomin Jhulan	Zarkhail	Shikarpur
21	GGPS Jiand Jhulan	Zarkhail	Shikarpur
22	GGPS Organgabad	Amroth	Shikarpur
23	GGPS wada Kehar	Amroth	Shikarpur
24	GBPS Ganho Khan Bhayoo	Haibat	Kashmore-Kandhkot
25	GGPS Jeal Khan Noonari	Sohlani	Kashmore-Kandhkot
26	GBPS Abdul Raheem Sawand	Akhero	Kashmore-Kandhkot
27	GGPS Chuti Drib	Wariyaso	Shikarpur

Work Plan District Shikarpur & Kashmore						
Activities	2011-12	2011-12				Total
		Qtr-1	Qtr-2	Qtr-3	Qtr-4	
Poverty Score card Survey of 87 Union Councils	-					87
0-11 to be Given Income Generating Grants	3,472	868	868	868	868	6,383
0-18 to be Given Community Investment Fund through Village Organizations	33,315	7,101	9,556	9,556	7,102	77,617
0-18 to be Given Scholarship for Vocational Training	10,735	2,684	2,684	2,684	2,684	25,191
Villages to be Give Drinking Water Supply Schemes as CPI	40	0	40	0	0	801
Locations to be improved under Village Improvement Plan Scheme	-	-	-	-	-	56
Roof material for low cost housing support provided hhs from 0-18 Hhs	1467	-	1467	-	-	5,442
Improving Primary School System for Increasing Enrolment by making 102 non-functional schools Functional	-	102	102	102	102	102
Establish 24 second shift primary schools for girl child primary education	-	24	24	24	24	24
Establish 9 Early Childhood Center	-	9	9	9	9	9
Productivity Enhancement Interventions	-	-	-	-	-	1
Micro Health Insurance family package as a social safety net	84,000	56,541	27,459	-	-	84,000
LSO Formation	60	7	16	18	19	60
Provision of CIF for 60 LSOs	60	-	7	24	29	60
Building capacity of Village TBAs (10 days duration)	680	-	255	255	170	3,483
Community Organization members trained in Management skills and Record Keeping (3 days duration)	11,669	4,490	2,363	2,363	2,364	25,377
Community Organization members trained in CIF Need Identification and Book-Keeping (3 days duration)	11,669	4,300	2,432	2,432	2,432	18,743
CO Capacity Building	23,338	8,790	4,795	4,795	4,796	44,120
Village Organization members trained in Managerial skills, Book Keeping (3 days duration)	2,114	2,114	0	0	0	10,373
Village Organization members trained in CIF Appraisal and Usage Monitoring	2,114	2,114	0	0	0	8,252
Village Organization members trained in Book keeping	2,122	1,848	274			7,977
VO Capacity Building	6,350	6,076	274	0	0	26,602
LSO members trained in Managerial skills, Book Keeping	300	-	100	100	100	300
LSO members trained in CIF Appraisal, Usage Monitoring and Book Keeping	300	-	100	100	100	300

CO/VO Managers - Activist Experience Sharing Workshops	-	-	-	-	-	30,195
LSO members to be sent on Exposure Visits	180	-	60	60	60	180
Productivity Enhancement Training (Agric, Lstock, Enterprise Dev)Training	-	-	-	-	-	244
Rehabilitation Activities Construction of houses	1,115	1115	0	-	-	3,762
Provisions of Latrines to HHs	2,000	2,000	0	-	-	2,000
Provision of Hand pumps to HHs	2,300	2,300	0	-	-	2,300
Sanitation of Villages	12	12	0	-	-	15
Brick Paving of Streets in Villages	13	13	0	-	-	15

Quarter wise YPO & Month wise Targets District Jacobabad						
S. No	Activity	YPO -2011 -2012	1st Qtr	2nd Qtr	3rd Qtr	4th Qtr
1	PSC	3	3	-	-	-
2	HHs to be Organized	27,039	27,039	-	-	-
3	COs to be Formed	1,802	1,802	-	-	-
4	VOs to be formed	454	454	-	-	-
5	Households to be given IGG	2,000	469	433	645	453
6	Households (0-11) to be given CIF	7,930	2,621	2,760	1,549	1,000
7	Households (12-18) to be given CIF	10,000	2,621	2,760	3,043	1,576
8	Households (0-11) to be given VTP	2,500	726	710	664	400
9	Households (12-18) to be given VTP	2,500	726	710	664	400
10	Villages to be given drinking water supply schemes	-	-	-	-	-
11	Micro Health Insurance Family package	44,298	22,298	22,000	-	-
12	CMST of community organizations	4,949	2,832	2,117	-	-
13	CIF need identification and book-keeping for COs	4,949	2,832	2,117	-	-
14	Management and Planning Training of VOs	3,340	1,762	1,578	-	-

15	CIF Book-keeping and CO Account auditing training for VOs	3,411	1,668	1,743	-	-
16	CIF Appraisal and monitoring for Vos	3,520	1,723	1,797	-	-
17	Manager-Activist Exposure visit for Vos	-	-	-	-	-
18	Manager-Activist Conferences for Vos	-	-	-	-	-
19	Support 2 Primary Education (2nd Shift Schools)	200	80	120	-	-
20	Support 2 Primary Education (ECC)	200	80	120	-	-
21	VO members - Training of TBAs	-	-	-	-	-
22	MIS	1	1	-	-	-
23	UCBPRP Process Review	4	1	1	1	1
24	LSO Formation	5	-	-	3	2