



Union Council Based Poverty Reduction Programme (UCBPRP)



AS of July, 2010



Sindh Rural Support Organization (SRSO)

Executive Summary

The Union Council Based Poverty Reduction Programme (UCBPRP) is a pioneering and challenging initiative of the Government of Sindh, for reducing poverty by tapping into the potential of the people. The UCBPRP is being implemented by Sindh Rural Support Organization (SRSO) and was initiated on February 1, 2009 in two districts: Shikarpur and Kandhkot-Kashmore. Social mobilization remains the niche of the whole programme. Households in both the districts are being organized at neighborhood (para/mohallah) level into Community Organizations (COs) and at village level into Village Organizations (VOs). By having their own organizations, the communities are able to present themselves in a unified manner and have the ability to voice their development concerns to the relevant authorities. As of June, 2010 total 178,651 households had been organized into 10,321 community organizations and clustered into 3,382 village organizations. Urban community is to some extent change as compare to rural community regarding social and cultural constraints. Initially SRSO started activities in all rural union councils of both districts; Shikarpur and Kashmore-Kandhkot, after completion of 100 per cent social mobilization in rural union councils.

Both the districts have 4,305 households who do not have the capacity to pay back even interest free loan/credit, but have the potential to perform and the intervention of Income Generating Grant (IGG) has been designed for such households to help them come out of the poverty trap. As of June, 2010 a total of Rs.29.26 million had been disbursed among 2,911 HHs as a grant. The most appropriate intervention is setting up of a village based revolving fund at the community level called "Community Investment Fund" or CIF'. The CIF is managed by an organized community and provides interest free loans up to a ceiling of Rs. 20,000 per household for 0-11 households and Rs.25, 000 per household for 12-18 households. As of June, 2010 a total of Rs.366.90 million had been disbursed among 41,467 HHs.

The UCBPRP also includes a component whereby youth from extremely poor and chronically poor households will be identified and provided scholarships for receiving Vocational Trainings. During the month of July, 1046 participants given training and as of July, 2010 a total of 10,237 participants had been trained in 39 different trades.

Under the project, 50% of the villages having a VO are to given one scheme of Community Physical Infrastructure (CPI), which may include sanitation and drinking water supply as a grant. As of July, 2010 a total of 329 schemes had been initiated of which 135 have been completed. Under the initiated

Union Council Based Poverty Reduction Programme (UCBPRP)

schemes 32,900 man days of skilled labour and 131,600 man-days of un-skilled labour have been provided a guaranteed employment to the villagers. Shelter support is being provided in terms of Low Cost Houses to the extremely poorest households who live in thatched huts and require shelter. As of July, 2010 construction on a total of 3,672 LCHS had been initiated and 400 have been completed and the households are residing in them. To enhance the productivity of poor farmers in Agriculture and Livestock the trainings are being given by UCBPRP besides undertaking of R&D that focuses mainly upon Agriculture and Livestock. As of July, a total of 244 VO members have been trained in Agriculture & Livestock sector and 600 Family Nutrition Kits (FNK) had also been installed at household level.

Another initiative of UCBPRP is training of Traditional Birth Attendant (TBA) which relates to health care and knowledge of poor women regarding the pregnancy and ante-natal care. Under this intervention or activity as of July, 2010, total 2,803 poor women/participants had been trained under this activity.

Provision of micro health insurance is to provide a social safety net to 56,541 households who lie in the 0-18 poverty band. As of July, 2010, 56,000 Households with 348,370 beneficiaries had been insured in both districts. During the month of July, 2010 total 30 patient have been treated and Rs. 608,728 claim have been paid by Adamjee insurance. As of July total 255 patients had been treated and Rs. 2,592,345 had been paid by Adamjee Insurance. The progress of Education Component of UCBPRP is as of July, 2010, 39 Girls Primary Schools and 52 Boys Primary Schools have been functionalized in which 3660 Girls and 2096 Boys are enrolled. This figure is increasing day by day and the enrollment of students is growing in ample and optimal results. In the project, there are 20 Second Shift Girls Primary Schools established where 1323 girls are enrolled so far. 9 Early Childhood Centers have been established in project districts and its enrollment is (Boys 103 & Girls 159), Total 262, i.e. over all enrollment morning, 2nd shift and ECEC is 7341 students).

Implementing Partner: Sindh Rural Support Organization (SRSO)

Union Council Based Poverty Reduction Programme (UCBPRP)

Overall Progress				
Project Targets(Feb 2009 to June 2011) Versus Achievements (Feb 2009 to June 2010)				
S.No	Activity	Over All Project Targets	Achievement as of June, 2010	% Achieved
1	Poverty Score Card	87	87	100%
2	UCs Covered	87	85	98%
3	Households Organized	180,592	178,651	99%
4	CO Formation	12,039	10,321	86%
5	VO Formation	4,200	3,382	80%
6	Income Generating Grants	4,305	2,911	68%
7	Community Investment Fund	42,915	41,467	97%
8	Vocational Training Programme	21,000	10,237	49%
9	Community Physical Infrastructure	2,100	684	33%
10	Low Cost Village Improvement	140	56	40%
11	Low Cost Housing Scheme	6,000	3,672	61%
12	CMST & Book Keeping Training	24,079	13,708	57%
13	CIF Need Identification Training	12,039	7,074	59
14	VO Mgt & Planning Training	8,400	8,259	98%
15	VO CIF Training	8,400	6,138	73%
16	VO Book Keeping Training	8,400	5,855	70%
17	Experience Sharing Workshop	117,024	,30195	26%
18	Productivity Enhancement Training	1,380	244	18%
19	Traditional Birth Attendants Training	4,200	2803	67%

Implementing Partner: Sindh Rural Support Organization (SRSO)

Union Council Based Poverty Reduction Programme (UCBPRP)

District Wise Achievement as of July, 2010												
S.No	Activity	District	Project Target	As of June, 2010			July, 2010			Cumulative as of July, 2010		
				Target	Achieved	% Achieved	Target	Achieved	% Achieved	Target	Achieved	% Achieved
1.1	Poverty Score Card	Shikarpur	50	50	50	100	-	-	-	50	50	100
1.2		Kashmore	37	37	37	100	-	-	-	37	37	100
	Sub – Total		87	87	87	100	-	-	-	87	87	100
2.1	U.C Covered	Shikarpur	50	50	50	100	-	-	-	50	50	100
2.2		Kashmore	37	37	35	95	-	-	-	37	35	95
a	Sub – Total		87	87	85	98	-	-	-	87	85	98
3.1	Households Organized	Shikarpur	103,789	103,789	98,743	95	1,000	1,258	126	104,789	100,001	95
3.2		Kashmore	76,803	76,803	78,650	102	-	-	-	76,803	78,650	102
	Sub – Total		180,592	180,592	177,393	98	1,000	1,258	126	181,592	178,651	98
4.1	CO Formation	Shikarpur	6,919	6,918	5,640	82	80	74	93	6,998	5,714	82
4.2		Kashmore	5,120	5,120	4,607	90	-	-	-	5,120	4,607	90
	Sub – Total		12,039	12,038	10,247	85	80	74	93	12,118	10,321	85
5.1	Village Organizations Formed	Shikarpur	2,414	2,414	1,722	71	50	35	70	2,464	1,757	71
5.2		Kashmore	1,786	1,786	1,593	89	-	32	-	1,786	1,625	91
	Sub – Total		4,200	4,200	3,315	79	50	67	134	4,250	3,382	80
6.1	Households to be Given Income Generating Grants	Shikarpur	2,474	2,474	1,499	61	240	190	79	2,714	1,689	62
6.2		Kashmore	1,831	1,831	1,162	63	91	60	66	1,922	1,222	64
	Sub – Total		4,305	4,305	2,661	62	331	250	76	4,636	2,911	63
7.1	Households to be Given Community Investment Fund	Shikarpur	24,664	19,349	19,534	101	967	3,629	375	20,316	23,163	114
7.2		Kashmore	18,251	14,314	16,060	112	720	2,244	312	15,034	18,304	122
	Sub – Total		42,915	33,663	35,594	106	1,687	5,873	348	35,350	41,467	117
8.1	Households to be Given Scholarship for Vocational Training	Shikarpur	12,069	7,331	5,287	72	700	652	93	8,031	5,939	74
8.2		Kashmore	8,931	5,524	3,904	71	390	394	101	5,914	4,298	73
	Sub – Total		21,000	12,855	9,191	71	1,090	1,046	96	13,945	10,237	73
9.1	Villages to be Give Drinking Water Supply Schemes as CPI	Shikarpur	1,207	815	393	48	50	-	-	865	393	45
9.2		Kashmore	893	603	270	45	48	21	44	651	291	45
	Sub – Total		2,100	1,418	663	47	98	21	21	1,516	684	45
10.1	Locations to improved under Low Cost Village Improvement Scheme	Shikarpur	80	44	44	100	-	-	-	44	44	100
10.2		Kashmore	60	28	12	43	4	-	-	32	12	38

Implementing Partner: Sindh Rural Support Organization (SRSO)

Union Council Based Poverty Reduction Programme (UCBPRP)

	Sub – Total		140	72	56	78	4	-	-	76	56	74
11.1	Low Cost Housing Scheme	Shikarpur	3,000	1,996	1,318	66	1,000	1,098	110	2,996	2,416	81
11.2		Kashmore	3,000	1,974	1,246	63	141	10	7	2,115	1,256	59
	Sub – Total		6,000	3,970	2,564	65	1,141	1,108	97	5,111	3,672	72
12.1	CO members trained in management skills and book keeping	Shikarpur	13,838	13,836	7,769	56	400	248	62	14,236	8,017	56
12.2		Kashmore	10,241	10,240	4,975	49	-	716	-	10,240	5,691	56
	Sub – Total		24,079	24,076	12,744	53	400	964	241	24,476	13,708	56
13.1	CO members trained in CIF Need Identification	Shikarpur	6,919	6,918	4,024	58	200	124	62	7,118	4,148	58
13.2		Kashmore	5,120	5,120	2,568	50	-	358	-	5,120	2,926	57
	Sub – Total		12,039	12,038	6,592	55	200	482	241	12,238	7,074	58
14.1	No. of Participants Trained in VO Management & Planning Training	Shikarpur	4,828	4,828	4,678	97	-	-	-	4,828	4,678	97
14.2		Kashmore	3,572	3,572	3,409	96	-	134	-	3,572	3,543	99
	Sub – Total		8,400	8,400	8,125	97	-	134	-	8,400	8,259	98
15.1	No. of Participants Trained in VO CIF Training	Shikarpur	4,828	4,828	3,048	64	-	246	-	4,828	3,294	68
15.2		Kashmore	3,572	3,572	2,668	75	-	176	-	3,572	2,844	80
	Sub – Total		8,400	8,400	5,716	68	-	422	-	8,400	6,138	73
16.1	VO Book Keeping Training (No of Pax)	Shikarpur	4,828	4,828	2,542	53	-	634	-	4,828	3,176	66
16.2		Kashmore	3,572	3,572	2,401	67	-	288	-	3,572	2,689	75
	Sub – Total		8,400	8,400	4,933	120	-	922	-	8,400	5,855	70
17.1	Experience Sharing Workshops	Shikarpur	67,255	33,035	19,155	58	3,111	546	18	36,146	19,701	55
17.2		Kashmore	49,769	24,445	9,133	37	2,302	1,361	59	26,747	10,494	39
	Sub – Total		117,024	57,480	28,288	49	5,413	1,907	35	62,893	30,195	48
18.1	Productivity Enhancement Training	Shikarpur	793	594	117	20	-	-	-	594	117	20
18.2		Kashmore	587	391	127	32	49	-	-	440	127	29
	Sub – Total		1,380	919	244	27	49	-	-	968	244	25
19.1	TBA	Shikarpur	2,414	1,608	1,532	95	140	162	116	1,748	1,694	97
19.2		Kashmore	1,786	1,191	1,007	85	100	102	102	1,291	1,109	86
	Sub – Total		4,200	2,799	2,539	91	100	264	264	2,899	2,803	97

Implementing Partner: Sindh Rural Support Organization (SRSO)

Union Council Based Poverty Reduction Programme (UCBPRP)

Achievements

Household Organized

As of July, 2010, a total of 178651 households had been organized and fostered into 10,321 COs and which have been federated into 3,382 VO.

The CO is the ideal grass-roots organization for identifying potential recipients for various household level interventions under each PSC band, while the VO is responsible for carrying out common development work at the village level.

Community Organization's Capacity Building

As of July, 2010, under the CO capacity building component, 20,782 participants from different community organizations have been trained in the both Districts.

CO Capacity Building						
District	Community Management Skills Training			CIF Need Identification Training		
	As of June 2010	During July 2010	Cumulative Total	As of June 2010	During July 2010	Cumulative Total
Kashmore	4,975	716	5,691	2,559	358	2,926
Shikarpur	7,769	248	8,017	4,024	124	4,148
Total	12,744	964	13,708	7,596	482	7,074

Village Organization's Capacity Building

As of July, 2010, in the VO capacity building component, overall 20,224 participants from different village organizations had been trained at various locations in the both Districts.

VO Capacity Building						
Training	Shikarpur			Kandhkot-Kashmore		
	As of June 2010	During July 2010	Cumulative Total	As of June 2010	During July 2010	Cumulative Total
Management & Planning Training	4,678	0	4,678	3,409	134	3,543
Book Keeping Training	2,542	634	3,176	2,401	288	2,689
CIF Appraisal & Usage Monitoring	3,048	246	3,294	2,668	176	2,844
Total	10,268	880	11,148	8,478	598	9,076

Implementing Partner: Sindh Rural Support Organization (SRSO)

Union Council Based Poverty Reduction Programme (UCBPRP)

Income Generating Grants (IGG)

The lowest band of extremely poor or the poorest of the poor (PSC Category 0-11) consists of widows or people with chronic disabilities. They lack productive assets and are dependent on others for even food and are therefore generally food strapped. Hence any financial assistance provided in cash is by and large consumed. Social mobilization ensures monitoring of income generating grants and ensures that they will not be sold or consumed. The grant amount for the UCBPRP has an upper ceiling of maximum of Rs.20, 000 per household. As of July, 2010, a total of Rs. **29265000/=**

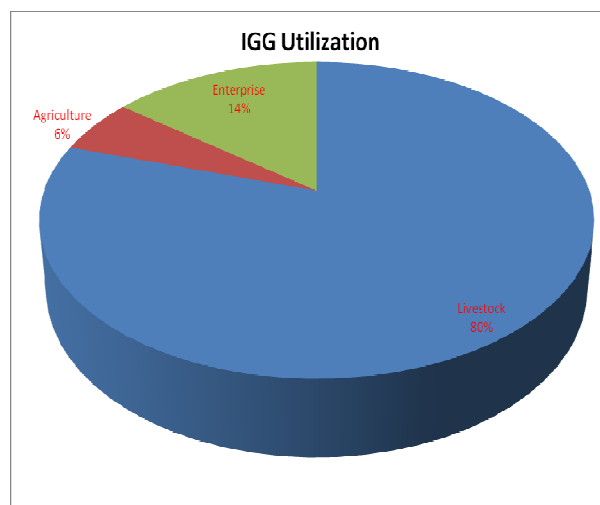
in grants had been disbursed amongst 2,911 women falling in the PSC range 0 to 11 and most of the grant amount had been used for purchasing Livestock.

Income Generating Grants				
Purpose of Grant		District Kandhkot-Kashmore		
		As of June 2010	During July 2010	Cumulative Total
Individual Enterprise	No of Beneficiary COs	68	6	74
	No of Beneficiary VOs	32	7	39
	No of Beneficiary Hhds	119	10	129
	Amount Disbursed	1,198,500	92,000	1,290,500
	Average Grant Size	10,071	9,200	10,003
Agriculture	No of Beneficiary COs	28	8	36
	No of Beneficiary VOs	14	13	27
	No of Beneficiary Hhds	45	15	60
	Amount Disbursed	445,400	135,000	580,400
	Average Grant Size	9,897	9,000	9,670
Purchase of Livestock	No of Beneficiary COs	581	22	603
	No of Beneficiary VOs	285	33	318
	No of Beneficiary Hhds	998	35	1,033
	Amount Disbursed	10,900,100	306,000	11,206,100
	Average Grant Size	10,922	8,742	10,848
Overall Total	No of Beneficiary COs	677	36	713
	No of Beneficiary VOs	331	53	384
	No of Beneficiary Hhds	1,162	60	1,222
	Amount Disbursed	12,544,000	533,000	13,077,000
	Average Grant Size	10,795	8,883	10,701

Implementing Partner: Sindh Rural Support Organization (SRSO)

Union Council Based Poverty Reduction Programme (UCBPRP)

Graphic Presentation of IGG Utilization:



Income Generating Grants				
Purpose of Grant		District Shikarpur		
		As of June 2010	During July	Cumulative Total
Individual Enterprise	No of Beneficiary COs	142	22	164
	No of Beneficiary VOs	85	20	105
	No of Beneficiary Hhds	197	42	239
	Amount Disbursed	1,922,100	435,000	2,357,100
	Average Grant Size	9,756	10,357	9,862
Agriculture	No of Beneficiary COs	47	9	47
	No of Beneficiary VOs	32	6	38
	No of Beneficiary Hhds	61	14	75
	Amount Disbursed	583,500	138,000	721,500
	Average Grant Size	9,566	9,857	9,620
Purchase of Livestock	No of Beneficiary COs	723	138	723
	No of Beneficiary VOs	331	57	388
	No of Beneficiary Hhds	1,241	144	1,385
	Amount Disbursed	11,625,400	1,484,000	13,109,400
	Average Grant Size	9,368	10,306	9,465
Overall Total	No of Beneficiary COs	1,094	151	1,245
	No of Beneficiary VOs	425	64	489
	No of Beneficiary Hhds	1,499	190	1,689
	Amount Disbursed	14,131,000	2,057,000	16,188,000
	Average Grant Size	9,427	10,826	9,584

Implementing Partner: Sindh Rural Support Organization (SRSO)

Union Council Based Poverty Reduction Programme (UCBPRP)

IGG as of June, 2010 District Shikarpur & Kashmore				
Purpose of Grant		Total 2 Districts		
		As of June 2010	During July	Cumulative Total
Enterprise	No of Beneficiary VOs	117	27	144
	No of Beneficiary Hhds	316	52	386
	Amount Disbursed	3,120,600	527,000	3,647,600
	Average Grant Size	9,875	10,134	9,450
Agriculture	No of Beneficiary COs	75	17	92
	No of Beneficiary VOs	46	19	65
	No of Beneficiary Hhds	106	29	135
	Amount Disbursed	1,028,900	273,000	1,301,900
	Average Grant Size	9,707	9,414	9,644
Purchase of Livestock	No of Beneficiary COs	1,304	160	1,464
	No of Beneficiary VOs	616	90	706
	No of Beneficiary Hhds	2,239	149	2,388
	Amount Disbursed	22,525,500	1,790,000	24,315,500
	Average Grant Size	10,061	12,013	10,182
Overall Total	No of Beneficiary COs	1,761	187	1,948
	No of Beneficiary VOs	756	117	873
	No of Beneficiary Hhds	2,661	250	2,911
	Amount Disbursed	26,675,000	2,590,000	29,265,000
	Average Grant Size	10,024	10,360	10,053

Community Investment Fund (CIF)

As of July, 2010, a total of Rs.176.73 Million Community Investment Funds had been disbursed from 0-11 and RS. 190.17 Million from 12-18 band in both districts. Among 41,467 women for various purposes, such as for Livestock, Agriculture and Household based Enterprise

Community Investment Fund for 0-11 Households				
Purpose of CIF		District Kandhkot-Kashmore		
		As of June 2010	During July 2010	Cumulative Total
Individual Enterprise	No of Beneficiary COs	125	8	133
	No of Beneficiary VOs	50	20	70

Implementing Partner: Sindh Rural Support Organization (SRSO)

Union Council Based Poverty Reduction Programme (UCBPRP)

	No of Beneficiary Hhds	713	88	801
	Amount Disbursed	7,175,700	704,000	7,879,700
	Average CIF Loan Size	10,064	8,000	10,064
Purchase of Livestock	No of Beneficiary COs	1,262	72	1,334
	No of Beneficiary VOs	462	58	520
	No of Beneficiary Hhds	7,093	1,076	8,169
	Amount Disbursed	63,539,800	10,087,000	73,626,800
	Average CIF Loan Size	8,970	9,374	8,970
Purchase of Agricultural Inputs	No of Beneficiary COs	83	35	118
	No of Beneficiary VOs	34	35	69
	No of Beneficiary Hhds	330	35	365
	Amount Disbursed	3,480,000	325,000	3,805,000
	Average CIF Loan Size	10,545	9,285	10,545
Overall Total	No of Beneficiary COs	1,440	115	1,555
	No of Beneficiary VOs	546	113	659
	No of Beneficiary Hhds	8,136	1,199	9,335
	Amount Disbursed	74,195,500	11,116,000	85,311,500
	Average CIF Loan Size	9,119	9,271	9,119

CIF for 0-11 Households as of July, 2010 District Shikarpur				
Purpose of CIF		District Shikarpur		
		As of June 2010	During July	Cumulative Total
Individual Enterprise	No of Beneficiary COs	374	57	431
	No of Beneficiary VOs	187	34	221
	No of Beneficiary Hhds	1,576	235	1,811
	Amount Disbursed	14,431,200	1585600	16,016,800

Implementing Partner: Sindh Rural Support Organization (SRSO)

Union Council Based Poverty Reduction Programme (UCBPRP)

	Average CIF Loan Size	9,157	6,747	8,844
Purchase of Agricultural Inputs	No of Beneficiary COs	129	11	140
	No of Beneficiary VOs	63	9	72
	No of Beneficiary Hhds	336	15	351
	Amount Disbursed	2,768,500	102,900	2,871,400
	Average CIF Loan Size	8,240	6,860	8,181
Purchase of Livestock	No of Beneficiary COs	1,433	263	1,696
	No of Beneficiary VOs	611	78	689
	No of Beneficiary Hhds	6,843	1,609	8,452
	Amount Disbursed	62,035,300	10,495,500	72,530,800
	Average CIF Loan Size	9,066	6,523	8,581
Overall Total	No of Beneficiary COs	1,806	313	2,119
	No of Beneficiary VOs	801	90	891
	No of Beneficiary Hhds	8,755	1,859	10,614
	Amount Disbursed	79,235,000	12,184,000	91,419,000
	Average CIF Loan Size	8,939	6,554	8,939

CIF for 0-11 Households as of July, 2010 District Shikarpur & Kashmore				
Purpose of CIF		Total 2 Districts		
		As of June 2010	During July	Cumulative Total
Individual Enterprise	No of Beneficiary COs	499	65	564
	No of Beneficiary VOs	237	54	291
	No of Beneficiary Hhds	2,289	323	2,612
	Amount Disbursed	21,606,900	2,289,600	23,896,500
	Average CIF Loan Size	9,439	7,089	9,149
Purchase of Agricultural Inputs	No of Beneficiary COs	1,391	83	1,474
	No of Beneficiary VOs	525	67	592

Implementing Partner: Sindh Rural Support Organization (SRSO)

Union Council Based Poverty Reduction Programme (UCBPRP)

	No of Beneficiary Hhds	7,429	1,091	8,520
	Amount Disbursed	66,308,300	10,189,900	76,498,200
	Average CIF Loan Size	8,926	9,340	8,979
Purchase of Livestock	No of Beneficiary COs	1,516	298	1,814
	No of Beneficiary VOs	645	113	758
	No of Beneficiary Hhds	7,173	1,644	8,817
	Amount Disbursed	65,515,300	10,820,500	76,335,800
	Average CIF Loan Size	9,134	6,582	8,658
Overall Total	No of Beneficiary COs	3,246	428	3,674
	No of Beneficiary VOs	1,347	203	1,550
	No of Beneficiary Hhds	16,891	3,058	19,949
	Amount Disbursed	153,430,500	23,300,000	176,730,500
	Average CIF Loan Size	9,084	7,619	8,859

Community Investment Fund for 12-18 Households				
Purpose of CIF		District Kandhkot-Kashmore		
		As of June 2010	During July 2010	Cumulative Total
Individual Enterprise	No of Beneficiary COs	138	43	181
	No of Beneficiary VOs	50	35	85
	No of Beneficiary Hhds	748	93	841
	Amount Disbursed	7,291,600	895,000	8,186,600
	Average CIF Loan Size	9,748	9,623	9,734
Purchase of Livestock	No of Beneficiary COs	1,207	95	1,302
	No of Beneficiary VOs	455	83	538
	No of Beneficiary Hhds	6,851	909	7,760
	Amount Disbursed	63,293,500	6,756,200	70,049,700

Implementing Partner: Sindh Rural Support Organization (SRSO)

Union Council Based Poverty Reduction Programme (UCBPRP)

	Average CIF Loan Size	9,238	7,432	9,027
Purchase of Agricultural Inputs	No of Beneficiary COs	76	38	114
	No of Beneficiary VOs	39	34	73
	No of Beneficiary Hhds	325	43	368
	Amount Disbursed	3,315,000	385,000	3,700,000
	Average CIF Loan Size	10,200	8,953	10,054
Overall Total	No of Beneficiary COs	1,421	176	1,597
	No of Beneficiary VOs	544	152	696
	No of Beneficiary Hhds	7,924	1,045	8,969
	Amount Disbursed	73,900,100	8,036,200	81,936,300
	Average CIF Loan Size	9,326	7,690	9,135

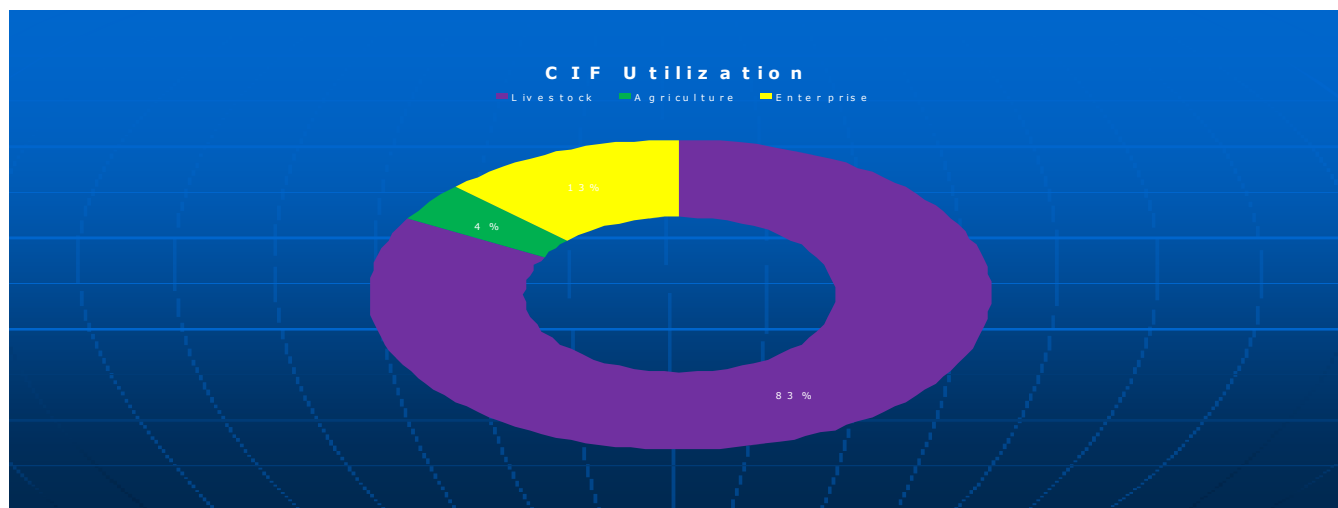
CIF 12-18 HHs Shikarpur				
Purpose of CIF		District Shikarpur		
		As of June 2010	During July	Cumulative Total
Individual Enterprise	No of Beneficiary COs	409	45	454
	No of Beneficiary VOs	172	27	199
	No of Beneficiary Hhds	1,812	152	1,964
	Amount Disbursed	16,118,800	996,300	17,115,100
	Average CIF Loan Size	8,895	6,555	8,714
Purchase of Agricultural Inputs	No of Beneficiary COs	102	5	107
	No of Beneficiary VOs	67	3	70
	No of Beneficiary Hhds	494	8	502
	Amount Disbursed	4,037,000	52,400	4,089,400
	Average CIF Loan Size	8,172	6,550	8,146

Implementing Partner: Sindh Rural Support Organization (SRSO)

Union Council Based Poverty Reduction Programme (UCBPRP)

Purchase of Livestock	No of Beneficiary COs	1,455	289	1,744
	No of Beneficiary VOs	633	81	714
	No of Beneficiary Hhds	8,473	1,608	10,081
	Amount Disbursed	76,492,100	10,539,000	87,031,100
	Average CIF Loan Size	9,028	6,554	8,633
Overall Total	No of Beneficiary COs	1,806	313	2,119
	No of Beneficiary VOs	801	90	891
	No of Beneficiary Hhds	10,779	1,768	12,547
	Amount Disbursed	96,647,900	11,587,700	108,235,600
	Average CIF Loan Size	8,966	6,554	8,626

Graphic presentation of CIF utilization:



CIF for 12-18 Households as of July, 2010 District Shikarpur & Kashmore				
Purpose of CIF		Total 2 Districts		
		As of June 2010	During July	Cumulative Total
Individual Enterprise	No of Beneficiary COs	547	88	635
	No of Beneficiary VOs	222	62	284
	No of Beneficiary Hhds	2,560	245	2,805

Implementing Partner: Sindh Rural Support Organization (SRSO)

Union Council Based Poverty Reduction Programme (UCBPRP)

	Amount Disbursed	23,410,400	1,891,300	25,301,700
	Average CIF Loan Size	9,145	7,720	9,020
Purchase of Agricultural Inputs	No of Beneficiary COs	1,309	100	1,409
	No of Beneficiary VOs	522	86	608
	No of Beneficiary Hhds	7,345	917	8,262
	Amount Disbursed	67,330,500	6,808,600	74,139,100
	Average CIF Loan Size	9,167	7,425	8,974
Purchase of Livestock	No of Beneficiary COs	1,531	327	1,858
	No of Beneficiary VOs	672	115	787
	No of Beneficiary Hhds	8,798	1,651	10,449
	Amount Disbursed	79,807,100	10,924,000	90,731,100
	Average CIF Loan Size	9,071	6,617	8,683
Overall Total	No of Beneficiary COs	3,227	489	3,716
	No of Beneficiary VOs	1,345	242	1,587
	No of Beneficiary Hhds	18,703	2,813	21,516
	Amount Disbursed	170,548,000	19,623,900	190,171,900
	Average CIF Loan Size	9,119	6,976	8,839

CIF as of July Dist Shikarpur & Kashmore			
Beneficiary	0 TO 11	12 TO 18	Total
	Cumulative Total	Cumulative Total	
No of Beneficiary Cos	3,674	3,716	7,390
No of Beneficiary VOs	1,550	1,587	3,137
No of Beneficiary Hhds	19,949	21,516	41,465
Amount Disbursed	176,730,500	190,171,900	366,902,400
Average CIF Loan Size	8,859	8,839	8,848

Implementing Partner: Sindh Rural Support Organization (SRSO)

Union Council Based Poverty Reduction Programme (UCBPRP)

CIF Recovery as of July, 2010

CIF Due Recovery V/S CIF Recovered Amount									
Month	Dist. Kandhkot			Dist. Shikarpur			Total		
	Recovery Due	Amount Recovered	%age	Recovery Due	Amount Recovered	%age	Recovery Due	Amount Recovered	%age
9-Oct	0	58,000	0%	644,100	340,700	53%	644,100	398,700	62%
9-Nov	0	29,000	0%	338,800	2,026,650	598%	338,800	2,055,650	607%
9-Dec	0	596,000	0%	6,833,900	5,560,579	81%	6,833,900	6,156,579	90%
10-Jan	0	380,000	0%	1,677,200	1,624,656	97%	1,677,200	2,004,656	120%
10-Feb	0	380,500	0%	674,900	1,825,876	271%	674,900	2,206,376	327%
10-Mar	1,350,500	960,500	71%	1,408,200	2,380,840	169%	2,758,700	3,341,340	121%
10-Apr	3,203,000	396,000	12%	1,516,200	1,307,690	86%	4,719,200	1,703,690	36%
10-May	155,500	1,731,500	1114%	2,978,500	2,679,488	90%	3,134,000	4,410,988	141%
10-Jun	217,500	541,200	249%	9,381,800	9,506,362	101%	9,599,300	10,047,562	105%
10-July	2,423,000	223,9845	92%	15272800	14018557	91.7	17695800	16258402	91.8%
Total	7349500	7312545	99%	40726400	41271398	101%	48075900	48583943	101%

Vocational Training Programme

Training component provides 25% of the households that are identified as being under the poverty line (poverty rank 0 - 18) with Vocational Training that leads to either self or external employment of both men & women to 10,500 participants from households that are in the 0-11 PSC category and to another 10,500 participants from households that are in the 12-18 PSC category. The details of VTPs as of June, 2010 are:

Implementing Partner: Sindh Rural Support Organization (SRSO)

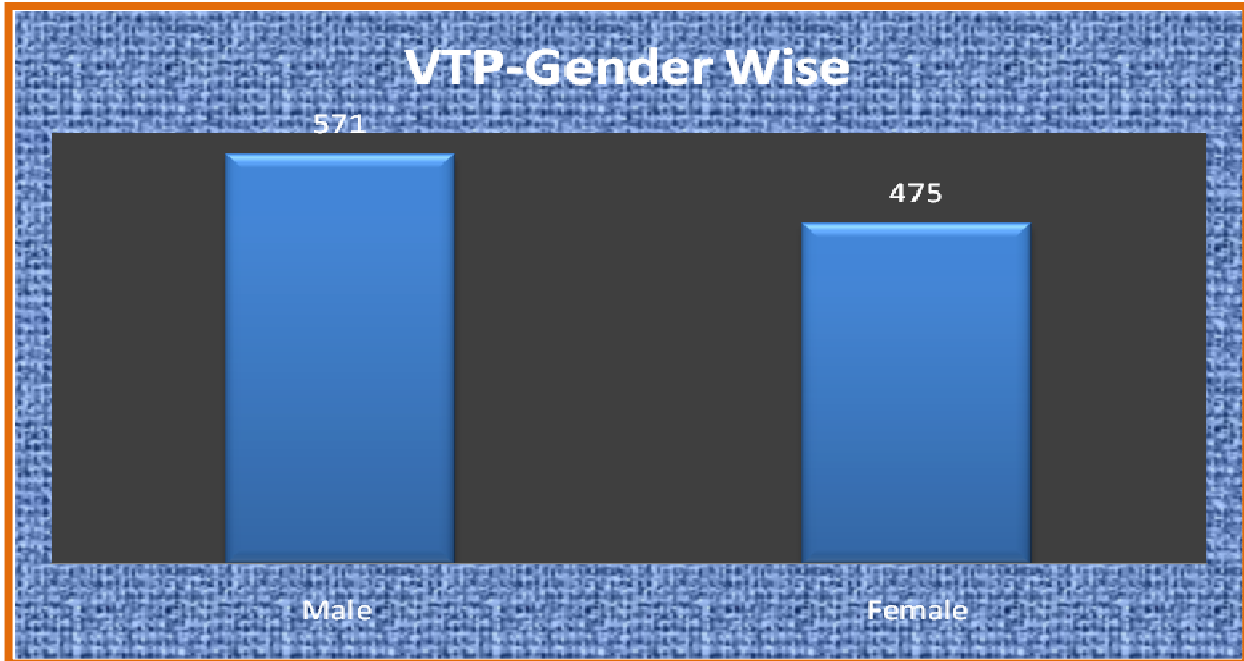
Union Council Based Poverty Reduction Programme (UCBPRP)

Vocational Training for 0 - 18 Households				
Poverty band	Gender wise Poverty analysis of VTP Beneficiaries	As of June, 2010	During July 2010	Cumulative as of July, 2010
0-11 PSC	No of Female Beneficiaries Trained	1915	208	2123
	No of Male Beneficiaries Trained	2206	237	2443
	Total No of Beneficiaries Trained	4121	445	4566
12-18 PSC	No of Female Beneficiaries Trained	1985	267	2252
	No of Male Beneficiaries Trained	3090	234	3424
	Total No of Beneficiaries Trained	5075	601	5676
Overall Total	No of Female Beneficiaries Trained	3900	475	4375
	No of Male Beneficiaries Trained	5296	571	5867
	Total No of Beneficiaries Trained	9191	1046	10237

Gender Analysis of VTP

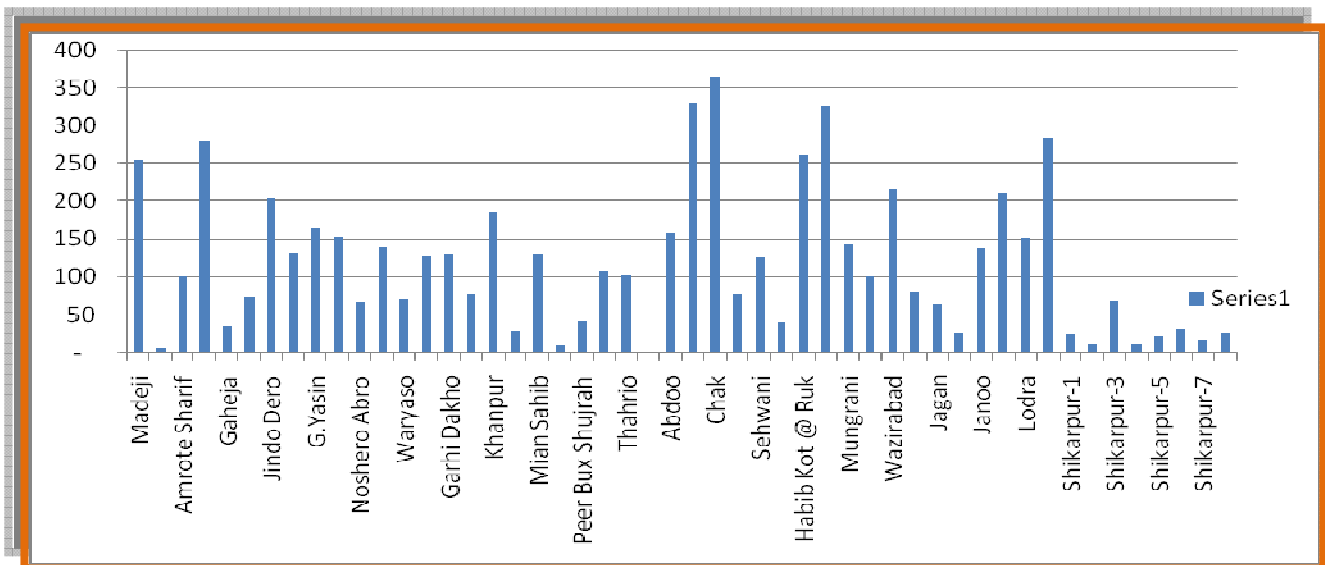
The above pie chart graph depicts the gender wise participation of the trainees. It shows that out of 482 trainees 45% (475) were women and 55% (571) of the participants in the vocational training events happened to be men.

Union Council Based Poverty Reduction Programme (UCBPRP)



UC wise Analysis of VTP

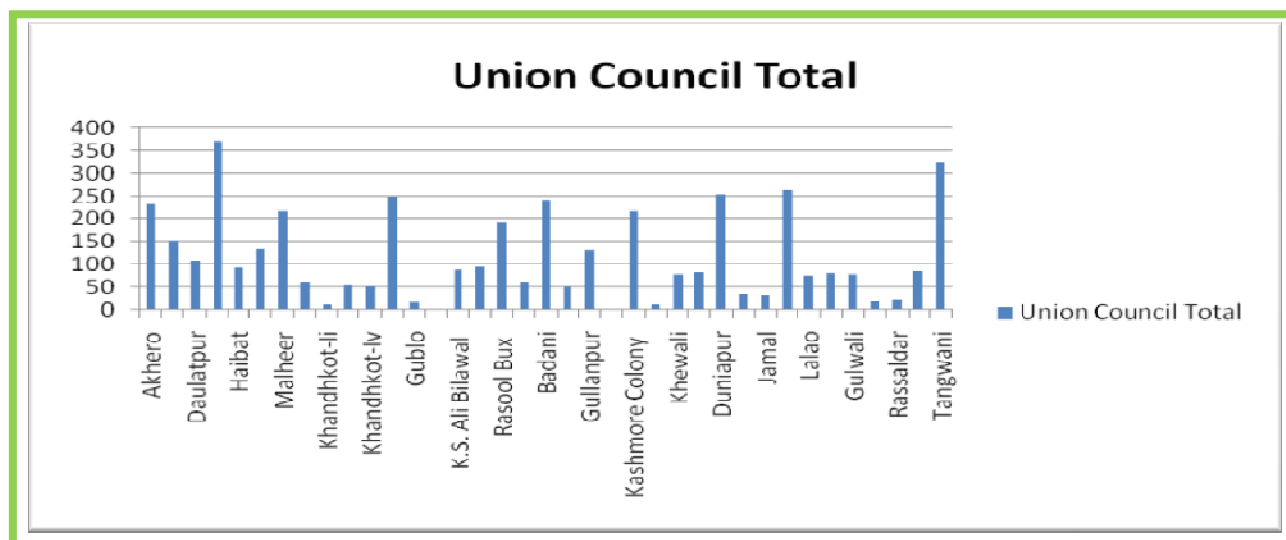
Community members who require training are identified by different field units set up by SRSO. A total of 482 trainees were identified by SRSO team and following their screening, were passed for the proposed training after a need based analysis. The charts below show the progress in both the districts Shikarpur and Kandhkot separately and depict the selection of trainees union council wise.



(District kandhkot VTP)

Implementing Partner: Sindh Rural Support Organization (SRSO)

Union Council Based Poverty Reduction Programme (UCBPRP)



The above bar chart depicts the union council wise progress of the kandhkot district. Where out of 285 VTP trainees, 229 were women and 56 were men.

Trade-Wise Division

S.No	Trade Name	As of June, 2010			During July, 2010			As of July 2010		
		Men	Women	Total	Men	Women	Total	Men	Women	Total
1	AC/Refrigeration Rep	311	0	311	40	0	40	351	0	351
2	Accivator	4	0	4	0	0	0	4	0	4
3	Appliqué Work	0	108	108	0	45	45	0	153	153
4	Arc Work	0	1136	1136	0	102	102	0	1238	1238
5	Auto Mechanic	106	0	106	2	0	2	108	0	108
6	Building Electrician	288	0	288	12	0	12	300	0	300
7	Beautician	0	263	263	0	67	67	0	330	330
8	Carpenter	1	0	1	0	0	0	1	0	1
9	CLEW	105	0	105	0	128	128	105	128	233
10	CNG Installation	69	0	69	23	0	23	92	0	92

Implementing Partner: Sindh Rural Support Organization (SRSO)

Union Council Based Poverty Reduction Programme (UCBPRP)

11	Computer Hardware	386	0	386	75	0	75	461	0	461
12	Computer Software	527	0	527	35	0	35	562	0	562
13	Cooking	0	1	1	0	0	0	0	1	1
14	Dress Design	191	39	230	0	0	0	191	39	230
15	Driving	175	0	175	70	0	70	245	0	245
16	Electrician	125	0	125	0	0	0	125	0	125
17	Generator Rep	127	0	127	9	0	9	136	0	136
18	Heavy Machinery	32	0	32	0	0	0	32	0	32
19	Home Appliance	17	0	17	0	0	0	17	0	17
20	Lab Attendant	86	0	86	27	0	27	113	0	113
21	Machinist	7	0	7	0	0	0	7	0	7
22	Machine Embroidery	0	823	823	0	0	0	0	823	823
23	Mobile Repairing	736	0	736	134	0	134	870	0	870
24	Motor Winding	189	0	189	2	0	2	191	0	191
25	Motorcycle Repairing	734	0	734	58	0	58	792	0	792
26	Office Automation	112	0	112	0	0	0	112	0	112
27	Rilli Making	0	285	285	0	34	34	0	319	319
28	Tailoring	388	1060	1448	26	27	53	414	1087	1501
29	Topi Making	0	184	184	0	62	62	0	246	246
30	Tractor Rep	20	0	20	0	0	0	20	0	20
31	Tube Well Repairing	1	0	1	0	0	0	1	0	1
32	Typing Sindhi Urdu	115	0	115	3	0	3	118	0	118
33	UPS Making	66	0	66	0	0	0	66	0	66
34	Auto Electricians	8	0	8	1	0	1	9	0	9

Implementing Partner: Sindh Rural Support Organization (SRSO)

Union Council Based Poverty Reduction Programme (UCBPRP)

35	Plumbing	20	0	20	0	0	0	20	0	20
36	Welding	187	0	187	17	0	17	204	0	204
37	O.T Attendant	43	0	43	17	0	17	60	0	60
38	TV Repairing	2	0	2	0	0	0	2	0	2
39	Posh Making	4	0	4	0	0	0	4	0	4
40	Steel Fixer	9	0	9	0	0	0	9	0	9
41	Medical Store Attendant	61	0	61	11	0	11	72	0	72
42	Ajrak making	0	24	24	0	10	10	0	34	34
43	Cushion Making	5	0	5	0	0	0	5	0	5
44	Candy Floss Making	6	0	6	2	0	2	8	0	8
45	Dental Attendant	5	0	5	7	0	7	12	0	12
	Total	5,268	3,923	9,191	571	475	1,046	5,839	4,398	10,237

Mobile Training Centers a Step towards Easy Access for Rural Women

The focus of the project is on poverty reduction by involving people in their own development through a process of social mobilization. Women's empowerment has been included as a cross cutting aspect and covers an integral part in poverty alleviation. In UCBPRP project activities maximum endeavors had been made to ensure women's participation. Likewise, skilled rural women can play significant role in socio-economic development. Accordingly, the project is aiming at providing sufficient support to the destitute but industrious women of the project area. IRM has taken fruitful steps to facilitate easy access and participation of rural women in attending the vocational training activities in close proximity to their houses. IRM establishes mobile vocational centers for specific periods at certain places where more than one project union council's women can attend training events. Conceptually vocational training enhances the knowledge and skills of potential women and enables them to earn livelihood while residing at their local places. These centers have overcome the challenge of traditional background which restricted women's participation and confined them to their homes.

Implementing Partner: Sindh Rural Support Organization (SRSO)

Union Council Based Poverty Reduction Programme (UCBPRP)

In the month of June, three new field Training centers had been started in Kandh Kot and Shikar Pur, where poor women are receiving “hands on” skills.

Community Physical Infrastructure

The project is providing 50% of the villages in its rural Union Councils grants up to Rs.250,000 per Village Organization to complete missing infrastructure facilities such drinking water and sanitation. This intervention is works in two ways: it provides guaranteed employment opportunity to the poor thereby offering a "guaranteed employment scheme through community physical infrastructures and is also improving the prevailing situation in the targeted villages. Since



the community is being organized through social mobilization, implementation of these schemes is community driven and no contractor is involved. In addition, as in other SRSO implemented CPIs, the entire post completion O&M costs is being borne by the community thus resulting in savings on capital as well as future O&M costs. As of June, 2010 a total of 329 schemes had been initiated and 121 schemes had been completed as detailed below:-

Activity	Type of Scheme	Shikarpur	Kandhkot	Total
No of CPI schemes Surveyed	Drinking Water Supply	46	159	205
	Sanitation	125	68	193
	Total	171	227	398
No of Schemes Feasibilities/Project Digests Prepared	Drinking Water Supply	46	101	147
	Sanitation	125	68	193
	Total	171	169	340

Implementing Partner: Sindh Rural Support Organization (SRSO)

Union Council Based Poverty Reduction Programme (UCBPRP)

No of Schemes Initiated	Drinking Water Supply	46	90	136
	Sanitation	125	68	193
	Total	171	158	329
No of Schemes Completed	Drinking Water Supply	46	45	91
	Sanitation	24	6	30
	Total	70	51	121

Low Cost Houses

Shelter support is being provided in terms of Low Cost Houses to households that require shelter, by providing required technical and material support up to Rs.60,000/- to rural households that are in the 0-11 PSC category in each District. As of June, 2010 construction on a total of 860 Low Cost Houses had been initiated and 91 of them had been completed with the beneficiary household now residing in these newly constructed houses.



LOW COST HOUSING SCHEMES (LCHS) AS OF JULY, 2010						
Shikarpur	No of houses surveyed	No of feasibility report prepared	No of houses initiated	No of houses completed	No of beneficiary VOs	No of beneficiary HH
	1,230	1,018	530	42	67	530
Kandhkot	1,133	897	330	49	18	330
TOTAL	2,363	1,915	860	91	85	860

Implementing Partner: Sindh Rural Support Organization (SRSO)

Union Council Based Poverty Reduction Programme (UCBPRP)

Micro Health Insurance

The Micro Health Insurance package allows all family members irrespective of age to avail hospitalization, accident and disability insurance of up to 25,000 each for day care, diagnostic services,

and hospitalization (for more than 24 hours' stay) and obstetric care. Provision of micro health insurance is to provide a social safety net to 56,541 households

who lie in the 0-18 poverty band. As of July, 2010, 56,000 Households with 339,246 beneficiaries had been insured in both districts. During the month of June, 2010 total 130 patients had been treated and Rs. 608,728 claim had been paid by Adamjee Insurance. As of July a total of 561 patients had been treated and Rs. 2,592,660 had been paid by Adamjee Insurance.



Patients:



Union Council Based Poverty Reduction Programme (UCBPRP)

Beneficiaries

S No	Summary of Claims	As of June -2010	Progress July- 2010	Cumulative
1	Claims received from Districts	7	12	19
2	Claims received from Panel Hospitals	225	30	255
3	Total Amount	1,983,621	608,728	2,592,349
4	Claims Received from AIC	128	44	172
4	Amount of received claims of Panel Hospital from AIC	1,346,265	479,395	1,825,660

Traditional Birth Attendant (TBA)

UCBPRP is enhancing the skills of poor women by training them as Traditional Birth Attendants for improving maternal evaluation and child health as a part of the safe motherhood initiative in both the districts. As of July, 2010 a total of 2,539 women had been trained in preventing post-partum sepsis by applying “three clean” during delivery and following placenta management procedures in their villages.

Productivity Enhancement Training

In September 2009, UCBPRP started a Research and Development program in order to effectively and efficiently reach out to women and the poorest segments of rural community, which increases the confidence of the poorest of rural women and empowers them by providing them technical support and skill development. As of June, a total of 244 VO members had been trained in Agriculture & Livestock sector and 600 Family Nutrition Kits (FNK) had also been installed at household level.



Education Component

The progress of Education Component of UCBPRP as of July, 2010: 39 Girls Primary Schools and 52 Boys Primary Schools had been functionalized in which 3660 Girls and 2096 Boys are enrolled. This figure is increasing day by day and the enrollment of students is growing in ample amounts with optimal results.

Implementing Partner: Sindh Rural Support Organization (SRSO)

Union Council Based Poverty Reduction Programme (UCBPRP)

In the project, there are 20 Second Shift Girls Primary Schools established where 1323 girls are enrolled so far. 9 Early Childhood Centers had been established in project districts and its enrollment is (Boys 103 & Girls 159, a total 262, i.e. over all enrollment morning, 2nd shift and ECEC is 7341 students).

Non Functional Schools	Shikarpur	150	150	47	31	80	1,844	1,142
	Kashmore	150	150	44	29	69	1,816	954
	Total	300	300	91	30	149	3,660	2,096
2nd Shift girls primary Schools	Shikarpur	50	50	6	12	6	335	-
	Kashmore	50	50	16	32	16	988	-
	Total	100	100	22	22	22	1,323	-
Early Childhood Centers	Shikarpur	50	50	4	8	4	67	36
	Kashmore	50	50	5	10	5	72	87
	Total	100	100	9	9	9	139	123
Total	Shikarpur	250	250	57	23	90	2,246	1,178
	Kashmore	250	250	65	26	90	2,876	1,041
	Total	500	500	122	24	180	5,122	2,219

Beneficiaries

District	No. of Village	No. of UCs	No. of Beneficiary HHs	No. of Beneficiary VOss	No. of Beneficiary Talukas
Kashmore	53	13	3917	53	2
Shikarpur	50	15	3424	50	2
Total	103	28	7341	103	4

Implementing Partner: Sindh Rural Support Organization (SRSO)

Union Council Based Poverty Reduction Programme (UCBPRP)

Cheque Distribution for LCH:

A ceremony of cheque disbursement amongst fire affected villagers to construct their homes under low cost housing scheme was held with VO at village Suleman Mangi UC Peer Bux Shujra and village Saedo Kori of UC Raheemabad, Taluka Khanpur. Incidences of fire eruption occurred in villages some two weeks ago and turned the villages into ashes. SRSO reached their soon after the incidence. VOs submitted resolution of homes, after processing which houses under LCHS were granted to VO members and cheque distribution ceremony was held in which Former defence minister & MNA Mr. Aftab Shoban Mirani, DCO Dr. Saeed Ahmed Mangnejo and other notables were invited.



Implementing Partner: Sindh Rural Support Organization (SRSO)