



MONTHLY PROGRESS REPORT AS OF MAY 2012

UNION COUNCIL BASED POVERTY REDUCTION PROGRAM

INITIATED BY GOVERNMENT OF SINDH

**IMPLEMENTED BY: SINDH RURAL
SUPPORT ORGANIZATION**



CONTENTS

▶	EXECUTIVE SUMMARY	(Page No.03)
▶	DISTRICT WISE ACHIEVEMENT	(Page No.06)
▶	SOCIAL MOBILIZATION	(Page No.09)
▶	CO & VO LEVEL TRAININGS	(Page No.11)
▶	LOCAL SUPPORT ORGANIZATION	(Page No.13)
▶	LIVE STOCK	(Page No.14)
▶	INCOME GENERATING GRANT	(Page No.15)
▶	COMMUNITY INVESTMENT FUND	(Page No.16)
▶	VOCATIONAL TRAINING PROGRAM	(Page No.17)
▶	LOW COST HOUSING	(Page No.18)
▶	MICRO HEALTH INSURANCE	(Page No.19)
▶	ENTERPRISE	(Page No.20)
▶	VILLAGE REHABILITATION PROGRAM	(Page No.21)
▶	EDUCATION	(Page No.22)
▶	CASE STUDY	(Page No. 30)
▶	DISTRICT WISE PLAN	(Page No.32)
▶	QUARTER Y PO	(Page No.34)



EXECUTIVE SUMMARY

The Union Council Based Poverty Reduction Program (UCBPRP) is a groundbreaking program of the Government of Sindh aimed at reducing poverty by tapping into the potential of the people. It is being implemented by Sindh Rural Support Organization (SRSO) and was initiated on February 1, 2009 in two districts: Shikarpur and Kandhkot-Kashmore. After analyzing the performance in both districts, Government of Sindh initiated this program in Jacobabad district as well in June, 2010. The UCBPRP aims at improving the quality of life of the rural communities, especially that of the poorest of the poor, through the conceptual package of social mobilization.

This entails organizing rural communities into “organizations of the poor” at the community, village and union council level. In order to accomplish this, SRSO conducted “Poverty Score Card” exercise in 116 union councils in Shikarpur, Kashmore-Kandhkot and Jacobabad to help identify the poor and the poorest.

Due to the flood few months, overall activities of the UCBPRP remained halted, after that this program was extended for a year.

Social Mobilization

As of May, 2012 total 267,544 households had been organized into 15,630 community organizations, clustered into 5,294 village organization and federated into 59 Local Support Organizations in three districts-e Shikarpur, Kashmore-Kandhkot and Jacobabad. After three years the Community/Village Organizations has been developing their governance systems as they undertake more and more development activities. Their institutional maturity and their ability to influence government and other stakeholders have been built over time. The RSP experience has shown that a mosaic of civil society organizations has developed where mobilization has taken place. The clustering of Community Organizations leads to the formation of Village Organizations. The clustering of Village Organizations leads to the formation of cluster-level Local Support Organizations (LSOs) which represent the second generation social mobilization. As of May, 2012 total 59 Local Support Organizations at union council level had been formed.



EXECUTIVE SUMMARY

Capacity Building

As such, the project as part of human resource development of these three tiers has imparted the trainings for the capacity building of the office bearers of the Cos, VOs and LSOs; the CO is the ideal grass-roots organization for identifying potential recipients for various household level interventions under each PSC band. It is very much essential that the capacity building of office bearers of the COs is carried out to make them fully functional because unless this is not done an effective mechanism for delivery and monitoring of services. As of May, 2012 total 53,935 CO, 35,790 VO and 524 LSO members trained in management and CIF record keeping trainings.

Vocational Skills Training:

The UCBPRP also includes a component whereby youth from extremely poor and chronically poor households will be identified and provided scholarships for receiving vocational skills training. As of May, 2012 total 31,002 participants had been trained in different trades.

Income Generating Grant:

The lower band i.e. The poorest of the poor (PSC Band 0-11) including widows and people live with chronic disabilities. The basic objective of IGG is to provide grants for purchasing of Livestock, Agriculture. It ensures proper and productive use of grants and lots of IGG beneficiaries are able to take CIF, which shows that they are out of the box of the poorest of the poor in 0-11 band and will graduate to the next level. As of May, 2012 Income Generating Grant had been given to 7,401 members.

Community Investment Fund

The most appropriate intervention is setting up of a village based revolving fund at the community level called "Community Investment Fund" (CIF). The CIF is managed by an organized community and provides interest free loans for 0-18 households. As of May, 2012 a total of 87,394 beneficiaries have been benefited from CIF.

EXECUTIVE SUMMARY

Community Physical Infrastructure:

VOs are to be given scheme of Community Physical Infrastructure (CPI), which may include sanitation and drinking water supply as a grant. Shelter support is being provided in terms of Low Cost Houses to the extremely poor households who live in thatched huts and require shelter. As of May, 2012 total 5,572 Low Cost Houses have been initiated

Micro Health Insurance:

The Micro Health Insurance package allows all family members irrespective of age to avail hospitalization, accident and disability insurance for up to 25,000 each for day care, diagnostic services, and hospitalization (for more than 24 hours' stay) and obstetric care. This social safety net measure is being provided to households that are in the 0-18 poverty band in order to pre-empt health accidents which result in reversal of the poverty alleviation efforts because households fall into vulnerability and poverty when one of their family members gets hospitalized. The package also includes an accidental cover (disability compensation) and financial support of a sum of Rs.2, 5000/ as Funeral Charges in case of death of a breadwinner of the family. As of May, 2012 total 4,462 patients had been treated.

Village Rehabilitation:

After the flood the pilot activity for UCBPRP was temporarily suspended until the flood subsided. Since the flood changed the overall scenario, GoS extended its support to flood affected people in relief and rehabilitation while providing shelter for them on priority basis. As of May, 2012 work has been initiated over 7,003 houses and 6,413 houses had been completed.

DISTRICT WISE ACHIEVEMENT

District Wise Achievement as of May, 2012 (District Shikarpur, Kashmore & Jacobabad)										
S. No	Activity	District	Revised Project Targets	As of April, 2012		May, 2012		As of May, 2012		
				Targets as of April, 12	Achieved as of April, 12	Targets for the May, 12	Achievement for the May, 12	Targets as of May, 12	Achieved as of May, 12	%
1	Poverty Score Card	Shikarpur	50	50	50	-	-	50	50	100
		Kashmore	37	37	37	-	-	37	37	100
		Jacobabad	29	29	29	-	-	29	29	100
	Sub-Total		116	116	116	-	-	116	116	100
2	Households Organized	Shikarpur	102,306	102,306	102,306	-	-	102,306	102,306	100
		Kashmore	80,345	80,345	80,345	-	-	80,345	80,345	100
		Jacobabad	73,830	73,830	84,893	-	-	73,830	84,893	100
	Sub-Total		256,481	256,481	267,544	-	-	256,481	267,544	100
3	CO Formation	Shikarpur	5,846	5,846	5,846	-	-	5,846	5,846	100
		Kashmore	4,710	4,710	4,710	-	-	4,710	4,710	100
		Jacobabad	4,922	4,922	5,074	-	-	4,922	5,074	100
	Sub-Total		15,478	15,478	15,630	-	-	15,478	15,630	100
4	CO members trained in management skills	Shikarpur	12,678	12,678	12,678	-	-	12,678	12,678	100
		Kashmore	9,382	9,382	9,382	-	-	9,382	9,382	100
		Jacobabad	4,922	4,922	4,974	-	-	4,922	4,974	100
	Sub-Total		26,982	26,982	27,034	-	-	26,982	27,034	100
5	CO members trained in CIF Need identification	Shikarpur	12,678	12,678	12,678	-	-	12,678	12,678	100
		Kashmore	9,382	9,382	9,310	-	72	9,382	9,382	100
		Jacobabad	4,922	4,922	4,841	-	-	4,922	4,841	98
	Sub-Total		26,982	26,982	26,829	-	72	26,982	26,901	100
6	Village Organizations Formed	Shikarpur	1,810	1,810	1,810	-	-	1,810	1,810	100
		Kashmore	1,673	1,673	1,673	-	-	1,673	1,673	100
		Jacobabad	1,200	1,200	1,811	-	-	1,200	1,811	100
	Sub-Total		4,683	4,683	5,294	-	-	4,683	5,294	100
7	No. of Participants Trained in VO Management	Shikarpur	5,096	5,096	6,253	-	-	5,096	6,253	100
		Kashmore	3,771	3,771	4,541	-	-	3,771	4,541	100
		Jacobabad	2,400	2,400	2,585	-	-	2,400	2,585	100
	Sub-Total		11,267	11,267	13,379	-	-	11,267	13,379	100
8	No. of Participants Trained in VO CIF Training	Shikarpur	5,096	5,096	5,096	-	-	5,096	5,096	100
		Kashmore	3,771	3,771	3,771	-	-	3,771	3,771	100
		Jacobabad	2,400	2,400	2,470	-	-	2,400	2,470	100
	Sub-Total		11,267	11,267	11,337	-	-	11,267	11,337	100

DISTRICT WISE ACHIEVEMENT

District Wise Achievement as of May, 2012 (District Shikarpur, Kashmir & Jacobabad)										
S. No	Activity	District	Revised Project Targets	As of April, 2012		May, 2012		As of May, 2012		
				Targets as of April, 12	Achieved as of April, 12	Targets for the May, 12	Achievement for the May, 12	Targets as of May, 12	Achieved as of May, 12	%
9	VO Book Keeping Training (No of Pax)	Shikarpur	5,097	5,097	5,097	-	-	5,097	5,097	100
		Kashmore	3,771	3,771	3,771	-	-	3,771	3,771	100
		Jacobabad	2,400	2,400	2,206	-	-	2,400	2,206	100
Sub-Total			11,268	11,268	11,074	-	-	11,268	11,074	100
10	Local Support Organizations Formed	Shikarpur	35	30	32	3	3	33	35	106
		Kashmore	25	20	21	4	1	24	22	92
		Jacobabad	5	2	2	0	0	2	2	100
Sub-Total			65	52	55	7	4	59	59	100
11	CIF to be given Local Support Organizations	Shikarpur	35	21	14	21	0	35	14	40
		Kashmore	25	14	0	0	8	14	8	57
		Jacobabad	-	-	-	-	-	-	-	-
Sub-Total			60	35	14	21	8	49	22	45
12	LSO members trained in CIF Appraisal, Monitoring and Book keeping	Shikarpur	175	133	112	60	44	193	156	81
		Kashmore	125	98	66	9	35	107	101	94
		Jacobabad	-	-	-	-	-	-	-	-
Sub-Total			300	231	178	69	79	300	257	86
13	LSO members trained in Managerial skills, Book Keeping	Shikarpur	172	133	134	39	29	172	163	95
		Kashmore	128	98	92	30	12	128	104	81
		Jacobabad	-	-	-	-	-	-	-	-
Sub-Total			300	231	226	69	41	300	267	89
14	LSO members to be sent on Exposure Visits	Shikarpur	105	77	35	68	35	145	70	48
		Kashmore	75	63	13	2	28	65	41	63
		Jacobabad	-	-	-	-	-	-	-	-
Sub-Total			180	140	48	70	63	210	111	53
15	Households to be Given IGG	Shikarpur	3,668	3,334	3,160	270	340	3,604	3,500	97
		Kashmore	2,715	2,468	1,990	200	553	2,668	2,543	95
		Jacobabad	1,573	920	1,347	100	11	1,020	1,358	100
Sub-Total			7,956	6,722	6,497	570	904	7,292	7,401	100
16	Households to be Given CIF	Shikarpur	44,607	42,359	37,019	2,248	3160	44,607	40,179	90
		Kashmore	33,010	30,476	31,450	2,534	1560	33,010	33,010	100
		Jacobabad	10,131	10,131	11,204	1700	148	11,831	11,352	96
Sub-Total			87,748	82,966	79,673	6,482	4,868	89,448	84,541	95

DISTRICT WISE ACHIEVEMENT

District Wise Achievement as of May, 2012 (District Shikarpur, Kashmore & Jacobabad)										
S. No	Activity	District	Revised Project Targets	As of April, 2012		May, 2012		As of May, 2012		
				Targets as of April, 12	Achieved as of April, 12	Targets for the May, 12	Achievement for the May, 12	Targets as of May, 12	Achieved as of May, 12	%
17	Households to be Given Scholarship for VTP	Shikarpur	14,478	14,478	14,319	0	159	14,478	14,478	100
		Kashmore	10,713	10,713	10,713	0	0	10,713	10,713	100
		Jacobabad	5,811	5,811	5,811	0	0	5,811	5,811	100
Sub-Total			31,002	31,002	30,843	0	159	31,002	31,002	100
18	Villages to be Given Drinking Water Supply	Shikarpur	444	444	438	0	6	444	444	100
		Kashmore	357	357	340	0	17	357	357	100
		Jacobabad	0	0	0	0	0	0	0	0
Sub-Total			801	801	778	0	23	801	801	100
19	Locations to improve under Low Cost Village	Shikarpur	44	44	44	-	-	44	44	100
		Kashmore	12	12	12	-	-	12	12	100
		Jacobabad	-	-	-	-	-	-	-	-
Sub-Total			56	56	56	-	-	56	56	100
20	Low Cost Housing Scheme	Shikarpur	3,402	3,402	3,402	0	0	3,402	3,402	100
		Kashmore	2,040	2,040	2,010	0	30	2,040	2,040	100
		Jacobabad	130	130	130	0	0	130	130	100
Sub-Total			5,572	5,572	5,542	0	30	5,572	5,572	100
21	Experience Sharing workshops	Shikarpur	19,701	19,701	19,701	-	-	19,701	19,701	100
		Kashmore	10,494	10,494	10,494	-	-	10,494	10,494	100
		Jacobabad	11,520	175	0	-	-	175	0	0
Sub-Total			41,715	30,370	30,195	-	-	30,370	30,195	99
22	Productivity Enhancement Training	Shikarpur	117	140	117	-	-	140	117	84
		Kashmore	127	104	127	-	-	104	127	122
		Jacobabad	0	0	0	-	-	0	0	
Sub-Total			244	244	244	0	0	244	244	100
23	TBA	Shikarpur	2,002	2,002	2,002	0	0	2,002	2,002	100
		Kashmore	1,481	1,481	1,428	0	58	1,481	1,486	100
		Jacobabad	1,200	450	419	0	0	450	419	93
Sub-Total			4,683	3,933	3,849	0	58	3,933	3,907	99
24	Non Functional Schools to be Functionalized	Shikarpur	55	55	55	55	55	55	55	100
		Kashmore	47	47	47	47	47	47	47	100
		Jacobabad	-	-	-	-	-	-	-	100
Sub-Total			102	102	102	102	102	102	102	100
25	2nd Shift Girls Schools to be established	Shikarpur	9	9	9	9	9	9	9	100
		Kashmore	15	15	15	15	15	15	15	100
		Jacobabad	-	-	-	-	-	-	-	100
Sub-Total			24	24	24	24	24	24	24	100
26	Early Child Hood Centers to be established	Shikarpur	4	4	4	4	4	4	4	100
		Kashmore	5	5	5	5	5	5	5	100
		Jacobabad	-	-	-	-	-	-	-	100
Sub-Total			9	9	9	9	9	9	9	100



SOCIAL MOBILIZATION

UCBPRP is creating impact and transforming the social mobilization process into a more effective tool for empowering people and distinguishing the Community Organizations as effective sources for poverty reduction and delivery of services. To expand the impact of social mobilization this program focuses on; Expanding the role of Community Activists, increasing participation of Women and Poor in the socioeconomic development process, Clearness, Accountability and Equitable Distribution, Independent Fund Management by the Communities, Self Help and Civic responsibilities, Forging linkages, Poor women have started to develop concrete, action oriented solutions to identify problems and challenges.



As of May, 2012 a total of 267,544 households has been organized in three districts.

Activity	District	Project Target (Revised)	Achieved as of May, 12	%
Households Organized	Shikarpur	102,306	102,306	100
	Kashmore	80,345	80,345	100
	Jacobabad	73,830	84,893	100
Sub-Total		256,481	267,544	100

>100%

Note: According to the PC-1 targets of the Social Mobilization has been completed.

VILLAGE ORGANIZATION

Community Organizations are being federated into Village Organizations at Village level, therefore, as of May, 2012 a total of 5,294 Village Organizations has been formed in three districts, detailed table shows the district wise number of formed village organizations during the reporting period;

>100%

Activity	District	Project Target (Revised)	Achieved as of May, 12	%
Village Organizations Formed	Shikarpur	1,810	1,810	100
	Kashmore	1,673	1,673	100
	Jacobabad	1,200	1,811	100
Sub-Total		4,683	5,294	100

COMMUNITY ORGANIZATION

Organizing community members into Community Organizations through social mobilization is a problem-solving approach whereby the community is empowered with the knowledge and skills to identify and prioritize its needs, and problems, harness its resources to deal with these problems and take action collectively. Village Organization is an association of women to strengthen the capacity of the poor for sustainable development and create a link between rural people and other institutions. All COs are federated into VOs for the representation of CO members at village level.

As of May, 2012 a total of 15,630 Community Organizations has been formed in three districts, district wise target v/s achievement is given below the table

>100%

Activity	District	Project Target (Revised)	Achieved as of May, 12	%
CO Formation	Shikarpur	5,846	5,846	100
	Kashmore	4,710	4,710	100
	Jacobabad	4,922	5,074	100
Sub-Total		15,478	15,630	100



CO & VO LEVEL TRAININGS



The CO is the ideal grass-roots organization for identifying potential recipients for various household level interventions under each PSC band. It is very much essential that the capacity building of office bearers of the COs is carried out to make them fully functional because unless this is not done an effective mechanism for delivery and monitoring of services through these two tiers of social mobilization cannot be developed. As such, the project as part of human resource development of these two tiers has imparted the following trainings for the capacity building of the office bearers of the Cos.

- **CO members trained in management skills**
- **CO members trained in CIF need identification**

As of May, 2012 a total of 53,935 CO members has been trained in both trainings. All Community Level Trainings have been 100% completed.

>100%

Activity	District	Project Target (Revised)	Achieved as of May, 12	%
CO members trained in management skills	Shikarpur	12,678	12,678	100
	Kashmore	9,382	9,382	100
	Jacobabad	4,922	4,974	100
Sub-Total		26,982	27,034	100
CO members trained in CIF Need identification	Shikarpur	12,678	12,678	100
	Kashmore	9,382	9,382	100
	Jacobabad	4,922	4,841	98
Sub-Total		26,982	26,901	100
Grand Total		53,964	53,935	100



CO & VO LEVEL TRAININGS

There are three types of training are being given to the office bearer of Village Organization, after the federation of Cos into VOs; which are;

- **VO Management**
- **VO Community Investment Fund**
- **VO Book Keeping**

As of May, 2012 a total of 35,790 VO members have been trained which 100% against PC-1 targets in all above training in three districts

>100%

Activity	District	Targets as of May , 12	Achievement as of May, 12	%
No. of Participants Trained in VO Management	Shikarpur	5,096	6,253	100
	Kashmore	3,771	4,541	100
	Jacobabad	2,400	2,585	98
Sub-Total		11,267	13,379	100
No. of Participants Trained in VO CIF Training	Shikarpur	5,096	5,096	100
	Kashmore	3,771	3,771	100
	Jacobabad	2,400	2,470	100
Sub-Total		11,267	11,337	100
VO Book Keeping Training (No of Pax)	Shikarpur	5,097	5,097	100
	Kashmore	3,771	3,771	100
	Jacobabad	2,400	2,206	92
Sub-Total		11,268	11,074	97
Grand Total		33,802	35,790	100



LOCAL SUPPORT ORGANIZATION

The LSO is a formal body of Community Organization representatives, to continue and expand locally, on a permanent basis, the participatory development practices initiated. The LSO is the apex body of the three tier social organization structure. This consists of a structure where male and female COs are federated at the village-level in a Village Organization (VO), which are then further agglomerated at the Union Council level. Union Council Based Poverty Reduction Program uniqueness is CO/VO and LSO members are women only. In essence, the LSO is a membership organization of all COs/VOs of a particular Union Council. The VOs nominate at least two of their representatives in the General Body of their LSO; The General Body of the LSO then elects its Executive Committee. These bodies make and approve LSO bylaws. The LSO is then registered under any suitable law and thus it receives the status of a legal, formal and permanent civil society organization.

The main objectives of the Local Support Organization are;

>100%

- Provide a localized permanent institutional arrangement to scaling up social mobilization and organizing all the poor households through low cost measures, by the community activists and foster and nurture inclusive, democratic and accountable grass roots organizations of COs and VOs
- Facilitate development of household, village and UC level development plans in consultation with the local organized communities and supervise their implementation
- Provide an institutional facility to foster development linkages between service providers in government, NGO and private sector and the local organized communities
- Lobby to influence government's planning and policy formulation by strengthening civic participation in government planning cycle by actively engaging the local government and government line agencies in participatory development planning events and multi stakeholder consultation forum on local development plans
- Mobilize resources, both from internal and external sources to finance its operational cost and development plans, and Lobby government for higher allocations of budget for the poor and for more gender-sensitive budgets.

After extension and 2nd revision of PC-1 this third tier of social mobilization has been added in the PC-1. As of May, 2012 a total of 59 Local Support Organizations has been formed in three districts i-e Shikarpur & Kashmore. As of May,12 the 524 members have been trained in management training and CIF appraisal and monitoring.

LSOs EXPOSURE VISIT



Exposure visits are organized so that Community members living in one place can visit another location to observe and learn from the other community development activities. The purpose of exposure visits is to learn from the experience of others outside your own community, by direct interaction because;

- The visiting groups take very seriously lessons which learn from people who live in similar circumstances to themselves.
- Learning takes place in a real life situation, which allows visiting groups to ask questions about the development activity being implemented and get first hand feedback.

It is practical, learning from experience (not theoretical) and often broader information exchanges take place between the two groups, beyond the core topic. In the connection with the above exposure visit, as of May, 2012 a total of 111 members have been visited different VOs as well as LSOs at different places of the country.

LIVE STOCK & FARMING

Buffalo Calves Rearing-- a new Initiative for poor women under UCBPRP

Report as of 31th May ,12				
Transit Farm -1&2				
S.No	Activity	As of April 2012	For the Month of May, 12	Total
1	Calves Received	287	534	821
2	Calves Distributed	221	394	615
3	Mortality	28	16	44
4	Number of beneficiaries	107	201	308
6	Number of beneficiaries VOs	14	16	30
7	Number of beneficiaries LSOs	2	3	5
8	Training Given to beneficiaries	24	79	103



INCOME GENERATING GRANT

The lower band; extremely poor or the poorest of the poor (PSC Category 0-11) including widows or people with chronic disabilities or do not have the financial ability to meet the family/domestic needs. They lack productive assets and are dependent on others for even food strapped. Hence any financial assistance provided in cash is by and large consumed. Interested households (who fall in the PSC category of 0-11) express their wish of receiving a grant to their VO, in addition to it being stated in their MIP. The VO members approve those members who qualify for the grant and write a resolution to their local SMT.

The basic objective of IGG is to provide grants for purchasing of Livestock, Agriculture

- It ensures proper and productive use of grants and lots of IGG beneficiaries are able to take CIF, which shows that they are now out of the box of the poorest of the poor in 0-11 band. As of May, 2012 a total of 7,401 poor women members has been benefiting from the Income Generating Grant.

>100%

Activity	District	Project Target (Revised)	Achieved as of May, 12	%
Households to be Given IGG	Shikarpur	3,668	3,500	97
	Kashmore	2,715	2,543	95
	Jacobabad	1,573	1,358	100
Sub-Total		7,956	7,401	100

CIF

COMMUNITY INVESTMENT FUND



CIF is a cost-effective revolving fund managed by the community to provide the microfinance services to the poor and poorest women, particularly in the areas which are relatively underserved by the MFIs. It is a fund which is owned, run and managed by the poor women and their own organizations, i.e. The beneficiaries themselves. It focuses specifically on the poorest households through community organizations by giving them access to microfinance, while at the same time increasing their levels of empowerment, confidence and skills. Essentially, CIF is based upon and linked to the three-tier social organization framework of Community Organizations, their agglomeration into Village Organizations and finally agglomeration at the Union Council-level in a Local Support Organization. Members of COs are encouraged to mobilize their own savings and, as these build up, to use them for internal lending purposes, hence complementing CIF resources. The overarching objective of CIF is to reduce the levels of poverty in rural areas through strong institutions of the poor and the poorest women.

This can be achieved by:

- Building their productive assets
- Improving their leadership and management skills

As of May, 2012 a total of 87,394 poor women members of COs & VO's have been benefited from this dynamic product of the program.

>98%

Activity	District	Project Target (Revised)	Achieved as of May, 12	%
Households to be Given CIF	Shikarpur	44,607	40,179	90
	Kashmore	33,010	35,863	100
	Jacobabad	10,131	11,352	96
Sub-Total		87,748	87,394	98

VOCATIONAL TRAINING PROGRAM



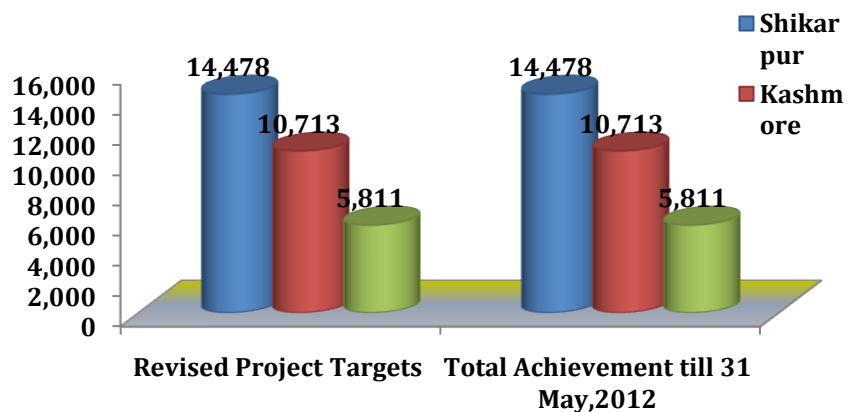
In the target districts poor HHs with poverty ranking from 0-18 receives scholarships in the form of vocational training. The following criteria are considered by screening staff:

- ☑ Marginalized rural poor from the target PSC Band (0-18)
 - Unemployed youth as siblings of members
 - Persons with disabilities (PWD) who can become active members of the society
 - Other marginalized segments

As of May, 2012 a total of 31,002 poor women and men have been trained in different trades in three districts.

Activity	District	Project Target (Revised)	Achieved as of May, 12	%
Households Given Scholarship for VTP	Shikarpur	14,478	14,478	100
	Kashmore	10,713	10,713	100
	Jacobabad	5,811	5,811	100
Sub-Total		31,002	31,002	100

>100%





LOW COST HOUSING (LCH)



Shelter support is being provided in terms of Low Cost Houses to households that require shelter, by providing required technical and material support up to Rs.60, 000/- to rural households that are in the 0-11 PSC category in each District. Shelter support is being provided in terms of Low Cost Houses to the extremely poor households who live in thatched huts and require shelter. The above table shows that from Feb, 09 to June, 11, 4,105 houses had been constructed but after extension it was decided to stop the Low Cost Houses Program because already Government of Sindh 7,000 Shelter/Two room house has been provided through the village rehabilitation program in the districts.

>100%

Activity	District	Project Target (Revised)	Achieved as of May, 12	%
Low Cost Housing Scheme	Shikarpur	3,402	3,402	100
	Kashmore	2,040	2040	100
	Jacobabad	130	130	100
Sub-Total		5572	5,572	100

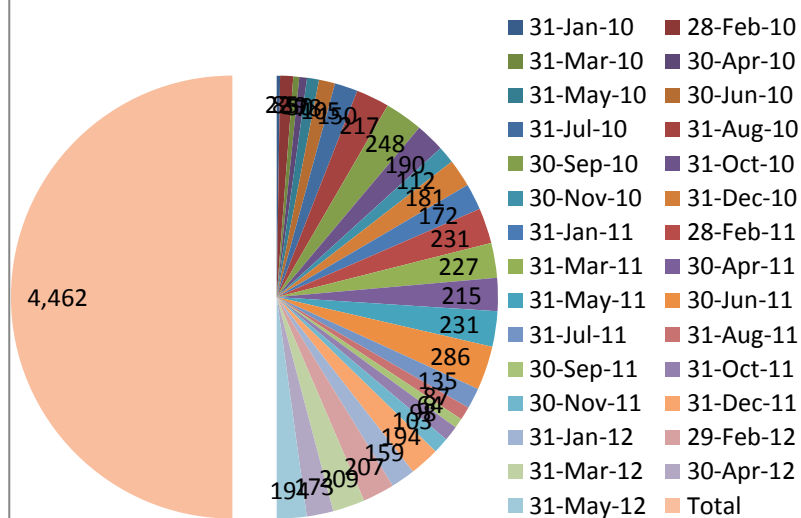


MICRO HEALTH INSURANCE & SOCIAL PROTECTION

The month Wise number of patients benefited as of May, 2012 District Shikarpur & Kashmore

Month Wise	No: of Patients Treated	Approved/Claimed Amount
31-Jan-10	22	154,868
28-Feb-10	85	574,132
31-Mar-10	39	459,453
30-Apr-10	50	632,428
31-May-10	78	1,116,784
30-Jun-10	105	1,287,958
31-Jul-10	150	2,255,331
31-Aug-10	217	3,119,563
30-Sep-10	248	3,362,117
31-Oct-10	190	2,717,019
30-Nov-10	112	1,667,985
31-Dec-10	181	2,948,486
31-Jan-11	172	2,794,072
28-Feb-11	231	4,028,000
31-Mar-11	227	4,391,000
30-Apr-11	215	4,201,624
31-May-11	231	4,467,500
30-Jun-11	286	5,891,734
31-Jul-11	135	2,652,000
31-Aug-11	87	1,489,000
30-Sep-11	64	912,000
31-Oct-11	98	1,142,000
30-Nov-11	103	993,000
31-Dec-11	194	2,241,930
31-Jan-12	159	1,903,500
29-Feb-12	207	2,430,000
31-Mar-12	209	2,620,512
30-Apr-12	173	1,816,262
31-May-12	194	2,124,616
Total	4,462	66,394,874

No: of Patients Treated

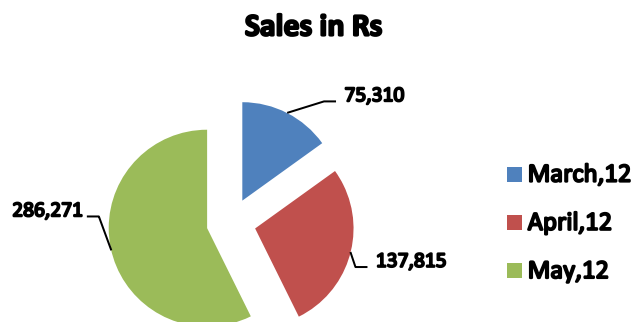



SRSO has taken an initiative to provide Micro Health Insurance cover to the communities through Cos in the largest area of 9 districts of Sindh. The initiative aims to improve poor people's access to affordable high quality health services; SRSO has started MHI with the collaboration of Adamjee Insurance Company Ltd.

The Micro health insurance package allows all family members irrespective of age to avail hospitalization, accident and disability insurance for up to 25,000 each for day care, diagnostic services, and hospitalization (for more than 24 hours' stay) and obstetric care. This social safety net measure is being provided to households that are in the 0-18 poverty band in order to pre-empt health accidents which result in reversal of the poverty alleviation efforts because households fall into vulnerability and poverty when one of their family members gets hospitalized. The package also includes an accidental cover (disability compensation) and financial support of a sum of Rs.25000/ as Funeral Charges in case of death of a breadwinner of the family. As of May, 2012 there are 4,462 patients have been treated by Adamjee; below given table shows the month wise number of patients and expenses;

A new initiative Enterprises had been added as a part of UCBPRP and established a well designed Outlet “Sartyun Sang Market” at Sukkur to link the trained women in different trades and create their incomes, in a dynamic style, which is; different cultural products are being produced by the trained women and being sold by outlet, its income goes to those poor women who are producing these products.

Month wise Outlet sales report		
Month	Sales in Rs	Outlet Margin 20%
March,12	75,310	15,062
April,12	137,815	27,563
May,12	286,271	57,254
Total	499,396	99,879





VILLAGE REHABILITATION PROGRAM

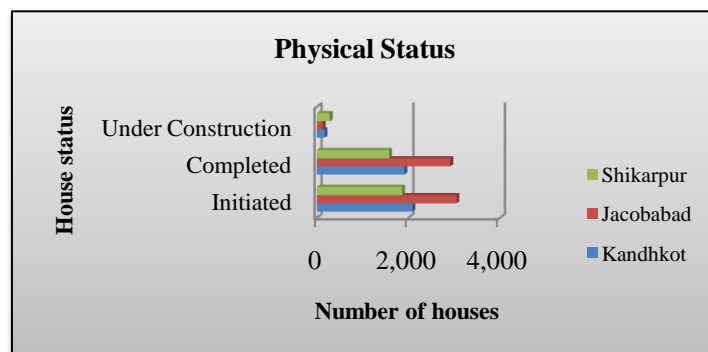
The Rehabilitation Program was planned after flood by Government of Sindh and decided to implement by SRSO from the budget of Union Council Based Poverty Reduction Program which is already implemented by SRSO. 7,000 houses were planned to construct in 43 villages of District Shikarpur, Kashmore

It was decided to award one room house on the basis of their plot sizes and the availability of financial resources of respective households. Consequently, it is being anticipated that 7,000 will be completed. As of May, 2012, work has been initiated over 7,003 houses and 6,413 houses have been completed and 590 houses are still under construction. The status of houses regarding construction is following;



Note: IGG was awarded to those households which were fighting with vicious circle of poverty and had no capacity to built their houses, hence, targets v/s achievement has been changed which had been reported in previous month.

VRP Progress as of May, 2012				
District	Target	Initiated	Completed	Under Construction
Kandhkot	2,088	2,088	1,916	172
Jacobabad	3,050	3,050	2,917	133
Shikarpur	1,865	1,865	1,580	285
Total	7,003	7,003	6,413	590





EDUCATION

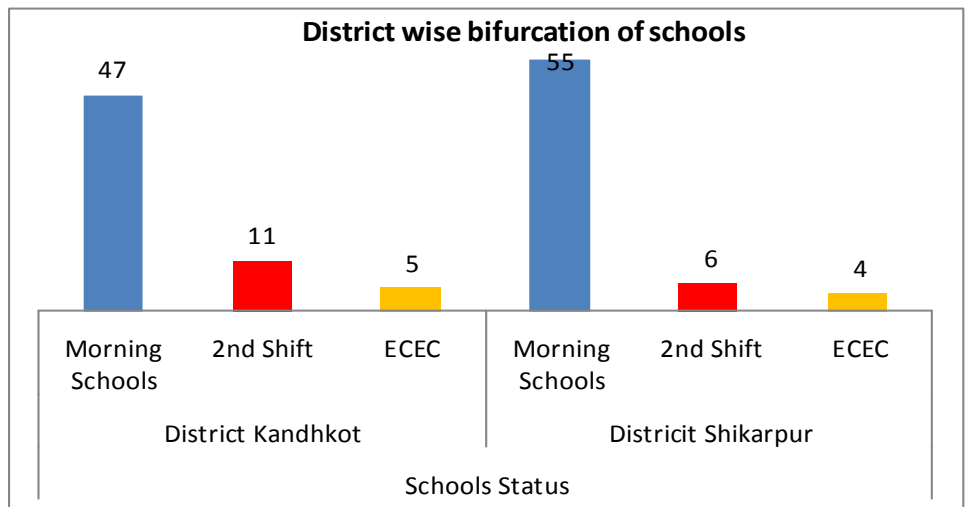
Indicators Descriptions	Project Targets	Achievement As of May, 2012
Non Functional Schools Re functionalized	102	102
Girls Primary Schools	44	44
Boys Primary Schools	58	58
School Management Committees established	119	119
No. of Beneficiary Villages	119	119
No. of Beneficiary UC's	29	29
Activation of 2nd Shift Girls Primary School	24	24
Early Childhood Education Centers established	9	9
No. of Teachers Appointed (Local Female)	-	198
Teacher Trained through modern procedure (Friendly education system)	198	195
Govt. Education Deptt: Officials Trained	21	21
Number of School Improvement Plans Prepared	102	102
Number of School Improvement Plans Completed	102	69



EDUCATION

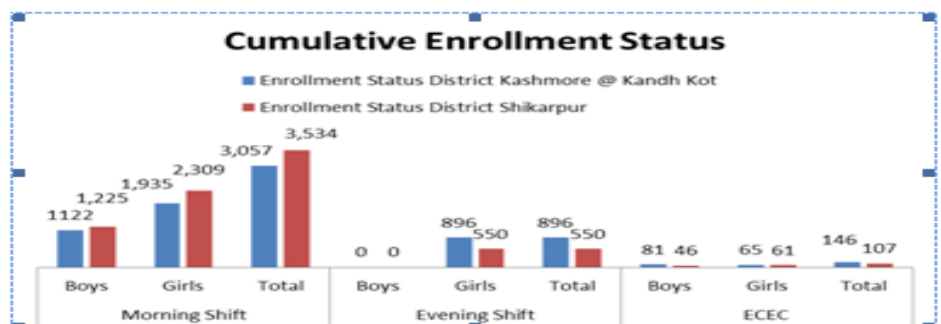
Non Functional Schools Functional:

There has been visible progress made in “Education Component” of UCBPRP. UBRP-education component team is working hard to ensure quality education by keeping the schools functional and develop better environment for the education. All 102 schools have been functionalized in morning shift at Kashmore@Kandhkot and Shikarpur. Out of 102 schools, 47 are in Kashmore@Kandhkot and 55 in Shikarpur district. Further detail is shown in table below:



Cumulative enrollment:

Total enrolled students are 8,290 having bifurcation of 4,244 Girls and 2,347 boys in the morning shift schools of the both district. In evening shifts schools (Girls) total enrollment is 1,446 and in ECEC enrollment is boys 127, whereas 126 girls are enrolled in both districts.



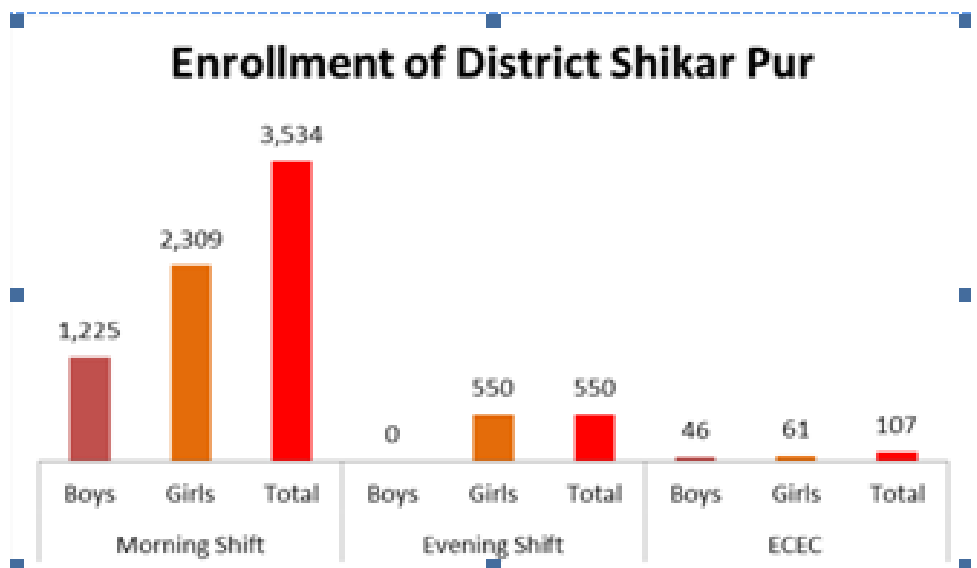


EDUCATION

Enrollment Status													
Sr #	Districts	Morning Shift			Evening Shift			ECEC			Total		
		Boys	Girls	Total	Boys	Girls	Total	Boys	Girls	Total	Boys	Girls	Grand Total
1	District Kashmore @ Kandh Kot	1122	1,935	3,057	0	896	896	81	65	146	1,203	2,896	4,099
2	District Shikarpur	1,225	2,309	3,534	0	550	550	46	61	107	1,271	2,920	4,191
3	Total	2,347	4,244	6,591	-	1,446	1,446	127	126	253	2,474	5,816	8,290

District wise enrollment break up: Enrollment in district Shikar pur:

In morning shift total enrollment is 3,534 (Boys 1,225 & Girls 2,309). In evening shift girls are 550 while in ECEC total enrollment is 107 (Boys 46 & Girls 61). Total enrollment is 4,191 having 1,271 boys and 2,920 girls.

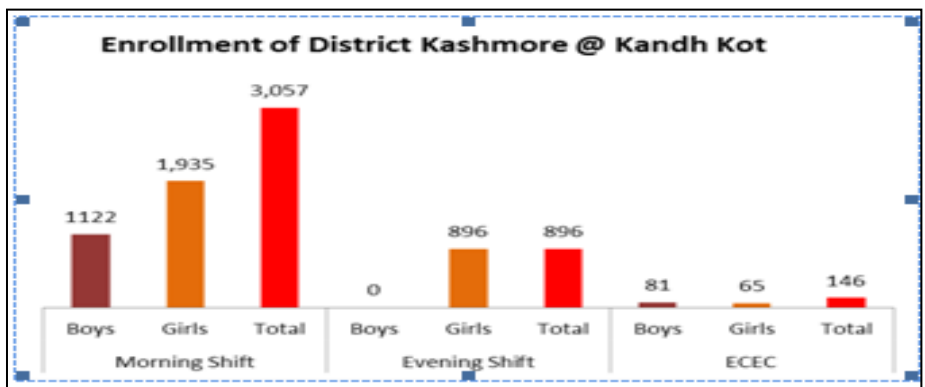




EDUCATION

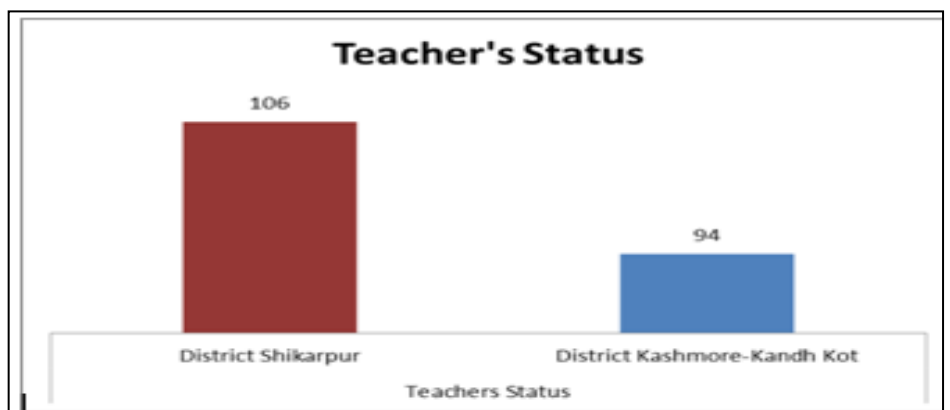
Enrollment in district Kashmore @ KandhKot:

There are 3,057 students enrolled in morning shift including 1122 boys and 1,935 girls. Evening shift has 896 girls. ECEC total enrollment is 146, boys are 81 and girls are 65. The total enrollment is 4,099, Boys enrollment is 1,203 and Girls are 2,896.



Teachers' status in district Shikar pur & Kashmore @ Kandh Kot:

- Total 104 teachers in district Shikar pur & 94 teachers are spreading knowledge in district Kashmore @ KandhKot.



Teachers' recruitment:

- All teachers are appointed on the standard procedure of hiring. Only those candidates called for interview who passed their written test. Interview selection committee was comprised of SMC members, UCBPRP-Education component team and officials from district government education department.



EDUCATION

SMCs Account Status:

- ✚ In District Kandh Kot all 58 SMCs account has been opened.
- ✚ In District ShikarPur 59 SMCs accounts has been opened.

CPI work completed in Shikar pur and Kandhkot:

- ✚ In the first phase, CPI work has been fully completed in 34 schools. Out of which 15 Schools are of Kashmore-Kandhkot and 19 school of Shikarpur District. All the CPI work will be completed till 30th May 2012.



Progress Report of SDP

Sr #	District	Total CPI Scheme	Total Survey Completed	Total Estimate Completed	Total Scheme Approved with TOP	Total Scheme in Running	Total Estimated Cost	Total Amount Released	Schemes Completed in 1st Phase
1	ShikarPur	55	55	55	55	32	16,347,770	12,855,654	23
2	Kandhkot	47	47	47	47	27	14,563,420	10,371,051	20
Grand Total		102	102	102	102	59	30,911,190	23,226,705	43



EDUCATION

those schools -CPI work completed in 2010-2011:

S #	Name of Schools	UC	District
1	GBPS Ahmed din Bhalkhani	Lalao	Kashmore-Kandhkot
2	GBPS Yar Muhammad Nindwani	Saifal	Kashmore-Kandhkot
3	GBPS Abdul Hakeem Nindwani	Dunia Pur	Kashmore-Kandhkot
4	GBPS Bahdur Khan Khoso	Gulwali	Kashmore-Kandhkot
5	GBPS 2nd Shift Durani Mahar	Haibat	Kashmore-Kandhkot
6	GBPS Ali Beg Noonari	Sulhiani	Kashmore-Kandhkot
7	GBPS Umeed Ali Bijarani	Jamal	Kashmore-Kandhkot
8	GBPS Ghodho Khan	Saifal	Kashmore-Kandhkot
9	GGPS Wahid Bux Bijarani	Dunia Pur	Kashmore-Kandhkot
10	GGPS Janib Lashari	Sulhiani	Kashmore-Kandhkot
11	GBPS Hazoor Bux Bijarani	Tangwani	Kashmore-Kandhkot
12	GBPS Mir Muhammad Awan	Mian Sahib	Shikarpur
13	GGPS Jia Pur	Mian Sahib	Shikarpur
14	GBPS Jia Pur	Mian Sahib	Shikarpur
15	GGPS Gul Hassan Mangi	Pir Bux Shujira	Shikarpur
16	GBPS Gulab Kehar	Mian Sahib	Shikarpur
17	GBPS Abdullah Burrio	Zarkhail	Shikarpur
18	GGPS Shafi Muhammad Jhulan	Zarkhail	Shikarpur

S #	Name of Schools	UC	District
19	GGPS Saleh Jhulan	Zarkhail	Shikarpur
20	GGPS Moomin Jhulan	Zarkhail	Shikarpur
21	GGPS Jiand Jhulan	Zarkhail	Shikarpur
22	GGPS Organgabad	Amroth	Shikarpur
23	GGPS wada Kehar	Amroth	Shikarpur
24	GBPS Ganho Khan Bhayoo	Haibat	Kashmore-Kandhkot
25	GGPS Jeal Khan Noonari	Sohliani	Kashmore-Kandhkot
26	GBPS Abdul Raheem Sawand	Akhero	Kashmore-Kandhkot
27	GGPS Chuti Drib	Wariyaso	Shikarpur
28	GBPS Yaqoob khan	Karmpur	Kashmore-Kandhkot
29	GGPS Khando Khan	Saifal	Kashmore-Kandhkot
30	GBPS Muhammad Aalim Ghunio	Karmpur	Kashmore-Kandhkot
31	GGPS Bhudho Burriro	Zarkhail	Shikarpur
32	GGPS Raheemabad	Raheemabad	Shikarpur
33	GGPS Gul Hassan Mangi	Pir Bux Shujira	Shikarpur
34	GBPS Khan Muhammad Channa	Raheeamabd	Shikarpur
35	GBPS Gul Hassan Mangi	Pir Bux Shujira	Shikarpur

EDUCATION

Progress Report of SDP –Second Phase								
Sr #	District	Total CPI Scheme	Total Survey Completed	Total Estimate Completed	Total Scheme Approved with TOP	Total Scheme in Running	Total Estimated Cost	Total Amount Released
1	Shikar Pur	4	4	4	4	4	513,680	320,065
2	Kandh kot	9	9	9	9	9	679,467	365,808
Grand Total		13	13	13	13	13	1,193,147	685,873

Sr #	Name of School	District	Slides
1.	GGPS-Abdul Samad Pahore	Shikar Pur	Cemented
2.	GBPS-Mosa Pahore	Shikar Pur	Cemented
3.	GBPS- Bagan Pahore	Shikar Pur	Cemented
4.	GGPS-Redho	Shikar Pur	Cemented
5.	GBPS-Hashim Pahore	Shikar Pur	Cemented
6.	GBPS-Gul Hassan Mangi	Shikar Pur	Cemented
7.	GGPS-Gul Hasan Mangi	Shikar Pur	Cemented
8.	GBPS-Umed Ali Bajarani	Kashmore -Kandh Kot	Cemented
9.	GBPS- Abdul Hakeem Bajarani	Kashmore -Kandh Kot	Cemented



EDUCATION

Furniture availability (Bench/Desk):

✚ UCBPRP provided furniture to the following schools.



District Shikar Pur			
SR #	School Name	Items	Quantity
1	GBPS Panjo Shar	Bench/Desk	5
2	GBPS Saleh Jhulan	Bench/Desk	18
3	GBPS Loung Brohi	Bench/Desk	18
4	GGPS Abdul Samad Pahore	Bench/Desk	12
5	GGPS Sono Khan Pahore	Bench/Desk	18
6	GGPS Jeand Jhulan	Bench/Desk	12
7	GGPS Redhoo	Bench/Desk	22
8	GBPS Allah Dino Seelro	Bench/Desk	12
9	GBPS Jagir Shaikh	Bench/Desk	18
10	GBPS Soomer Khan Seelro	Bench/Desk	12
11	GGPS Dhareja	Bench/Desk	18
12	GGPS Ghulam Hussain Jabani	Bench/Desk	18
13	GBPS Chutal Khan Pariyo	Bench/Desk	18
14	GBPS Taj Mohammad Wadhyo	Bench/Desk	14
15	GBPS Amil Khan Mahar	Bench/Desk	12
16	GBPS Mehar Khan Seelro	Bench/Desk	18
17	GGPS Sain Dino Kalhoro	Bench/Desk	18
18	GGPS Ilyas Wadhiyo	Bench/Desk	12
Total			275

CASE STUDY

Human kind is the most beneficent creation of the Almighty Allah on the earth. Human is the blessed with worthless gifts like; wisdom, knowledge, natural resource and much more.

If we look around in our society there exists many classes of human being which shows status. Here in rural areas of Sindh there is a huge number of poor families who don not have sufficient resource to cope up the poverty. In this situation there is a strong need to make them self dependant by such as divine tool that is called skills.



Skills are real asset of men / women. Institute of rural management for focuses this important aspect and provides vocational trainings under the project of UCBPRP in District Kashmore@Kandhkot. Numbers of families have been trained elegantly and now their business development groups have been formed which represents well organized way to enter a market and earn some revenue for bread and butter for life. V/O Rasool Abad Union Council Gulwali is also one of the most intelligent (BDG) which has showe



Sky like UCBPRP houses of down trodden



Background:

Village Ali Bux Brohi is situated in UC Shair kot Taluka Lakhi Ghulam Shah. It is 8 kilometers away from Lakhi city. The baloch tribe of Brohi living with 60 HH and majority is farmers by profession. Brohi Baloch's were found in vicious circle of poverty, illiteracy. Its living standard and unhygienic health conditions made their life very miserable further priveous pictures of their houses are illustrating the situation

Intervention of UCBPRP- SRSO:

In Dec 09, women of this village were organized under the platform of 3 COs in general and VO Allah Bux Brohi in particular. Women of this VO took start to fight for poverty alleviation through the intervention of CIF. In result, they have generated their income via fostering the live stock. VO continues its journey and submitted resolution for hand pumps and UCBPRP houses to field team. Finally, 20 houses were given them by SRSO and Govt of Sindh.

Current Situation of village:

This movement of Sindh Govt and SRSO against poverty reduction has succeeded in reducing exploitation of poor by money lenders as well as influential of area, and provides loan without any interest. A distant advantage is that it empowers women within the household, enabling them to have greater decision-making power within the family and the community. Another plus point; it gradually improves living standard on a sustaibale basis.



District Wise Work Plan

Work Plan District Shikarpur & Kashmore

Activities	2011-12	2011-12				Total
		Qtr-1	Qtr-2	Qtr-3	Qtr-4	
Poverty Scorecard Survey of 87 Union Councils	-					87
0-11 to be Given Income Generating Grants	3,472	868	868	868	868	6,383
0-18 to be Given Community Investment Fund through Village Organizations	33,315	7,101	9,556	9,556	7,102	77,617
0-18 to be Given Scholarship for Vocational Training	10,735	2,684	2,684	2,684	2,684	25,191
Villages to be Give Drinking Water Supply Schemes as CPI	40	0	40	0	0	801
Locations to be improved under Village Improvement Plan Scheme	-	-	-	-	-	56
Roof material for low cost housing support provided hhs from 0-18 Hhs	1467	-	1467	-	-	5,442
Improving Primary School System for Increasing Enrolment by making 102 non-functional schools Functional	-	102	102	102	102	102
Establish 24 second shift primary schools for girl child primary education	-	24	24	24	24	24
Establish 9 Early Childhood Center	-	9	9	9	9	9
Productivity Enhancement Interventions	-	-	-	-	-	1
Micro Health Insurance family package as a social safety net	84,000	56,541	27,459	-	-	84,000
LSO Formation	60	7	16	18	19	60
Provision of CIF for 60 LSOs	60	-	7	24	29	60
Building capacity of Village TBAs (10 days duration)	680	-	255	255	170	3,483
Community Organization members trained in Management skills and Record Keeping (3 days duration)	11,669	4,490	2,363	2,363	2,364	25,377
Community Organization members trained in CIF Need Identification and Book-Keeping (3 days duration)	11,669	4,300	2,432	2,432	2,432	18,743
CO Capacity Building	23,338	8,790	4,795	4,795	4,796	44,120
Village Organization members trained in Managerial skills, Book Keeping (3 days duration)	2,114	2,114	0	0	0	10,373
Village Organization members trained in CIF Appraisal and Usage Monitoring	2,114	2,114	0	0	0	8,252
Village Organization members trained in Book keeping	2,122	1,848	274			7,977
VO CapacityBuilding	6,350	6,076	274	0	0	26,602
LSO members trained in Managerial	300	-	100	100	100	300

District Wise Work Plan

skills, Book Keeping						
LSO members trained in CIF Appraisal, Usage Monitoring and Book Keeping	300	-	100	100	100	300
CO/VO Managers - Activist Experience Sharing Workshops	-	-	-	-	-	30,195
LSO members to be sent on Exposure Visits	180	-	60	60	60	180
Productivity Enhancement Training (Agric, Live stock, Enterprise Dev) Training	-	-	-	-	-	244
Rehabilitation Activities Construction of houses	1,115	1115	0	-	-	3,762
Provisions of Latrines to HHs	2,000	2,000	0	-	-	2,000
Provision of Hand pumps to HHs	2,300	2,300	0	-	-	2,300
Sanitation of Villages	12	12	0	-	-	15
Brick Paving of Streets in Villages	13	13	0	-	-	15

Quarters wise YPO & Month wise Targets

Quarter wise YPO & Month wise Targets District Jacobabad						
S. No	Activity	YPO -2011 - 2012	IstQtr	2nd Qtr	3rd Qtr	4th Qtr
1	PSC	3	3	-	-	-
2	HHs to be Organized	27,039	27,039	-	-	-
3	COs to be Formed	1,802	1,802	-	-	-
4	VOs to be formed	454	454	-	-	-
5	Households to be given IGG	2,000	469	433	645	453
6	Households (0-11) to be given CIF	7,930	2,621	2,760	1,549	1,000
7	Households (12-18) to be given CIF	10,000	2,621	2,760	3,043	1,576
8	Households (0-11) to be given VTP	2,500	726	710	664	400
9	Households (12-18) to be given VTP	2,500	726	710	664	400
10	Villages to be given drinking water supply schemes	-	-	-	-	-
11	Micro Health Insurance Family package	44,298	22,298	22,000	-	-
12	CMST of community organizations	4,949	2,832	2,117	-	-
13	CIF need identification and book-keeping for COs	4,949	2,832	2,117	-	-
14	Management and Planning Training of VOs	3,340	1,762	1,578	-	-
15	CIF Book-keeping and CO Account auditing training for VOs	3,411	1,668	1,743	-	-
16	CIF Appraisal and monitoring for Vos	3,520	1,723	1,797	-	-
17	Manager-Activist Exposure visit for Vos	-	-	-	-	-
18	Manager-Activist Conferences for Vos	-	-	-	-	-
19	Support 2 Primary Education (2nd Shift Schools)	200	80	120	-	-
20	Support 2 Primary Education (ECC)	200	80	120	-	-
21	VO members - Training of TBAs	-	-	-	-	-
22	MIS	1	1	-	-	-
23	UCBPRP Process Review	4	1	1	1	1
24	LSO Formation	5	-	-	3	2