



SINDH RURAL SUPPORT ORGANIZATION

*Expansion of Union Council Based Poverty Reduction Program through RSPs in District Jacobabad*

## Monthly Progress Report As of June, 2010



## Table of Contents

Executive Summary .....	03
Project Area.....	04
Poverty Scorecard Survey.....	05
Social Mobilization.....	08
Capacity Building.....	08
Community Investment Fund (CIF) .....	08
Income Generating Grant (IGG).....	09
Monthly UC wise progress report.....	10
Achievement as of District as of June 2.....	13
Delegates/Visitors/Meeting.....	14
Plan for the year 2010- 2011.....	17
Acronyms.....	18

## **Executive Summary:**

The Union Council Based Poverty Reduction Programme (UCBPRP) is a pioneering and challenging initiative of the Government of Sindh, for reducing poverty by tapping into the potential of the people. The UCBPRP is being implemented by Sindh Rural Support Organization (SRSO) and was initiated on February 1, 2009 in two districts: Shikarpur and Kandhkot-Kashmore. Government monitored the project very closely and looking at its best results Government of Sindh decided the expansion of this project to four other Districts of Sindh namely Jacobabad, Tharparkar, Thatha and Badin. The UCBPRP aims at improving the quality of life of the rural communities, especially that of the poorest of the poor, through the conceptual package of social mobilization. This entails organizing rural communities into "organizations of the poor" at the community and village level. Social mobilization is the first step in removing some of the barriers that the poorest face. SRSO has adopted the same method of the Poverty Score Card which she used in two districts. The beauty of Poverty Score Card is that it categories entire Union Councils into different poverty bands (Bands are: 0-11 Extremely Poor, 12-18 Chronically Poor, 19-23 Transitory Poor, 24-100 Non Poor) making it easier to distinguish products for each band. Social Mobilization then starts by organizing the community at Para/Mohalla level into Community Organizations (COs) and at village level into Village Organizations (VOs). By having their own organizations, the communities will be able to present themselves in a unified manner and will have the ability to voice their development concerns to the relevant authorities. As of June, 2010 a total 9,127 households were organized into 588 COs and 212 VOs. There are a number of households who do not have the capacity to pay back even interest free loan/credit, but have the potential to perform and the desire to come out of the poverty trap. The Income Generating Grant has been designed for those households who can not payback. As of June, 2010 a total of Rs.198000 had been disbursed among 20 poor women according to the PSC range 0-11.

Community Investment Fund/small loans enable extremely poor and chronically poor women to get rid of poverty. The CIF will be managed by the village women themselves, as they will be the ones who decide which poor women should receive a loan and at what flexible terms. As of June, 2010, the VOs received a total of Rs: 3, 489,000 in CIF funds. A total of 382 of the poorest women had been given CIF loans. The UCBPRP also includes a component whereby youth from extremely poor and chronically poor households will be identified and provided scholarships for receiving Vocational Trainings.

As of June 2010, 569 participants were identified for vocational training in different trades.

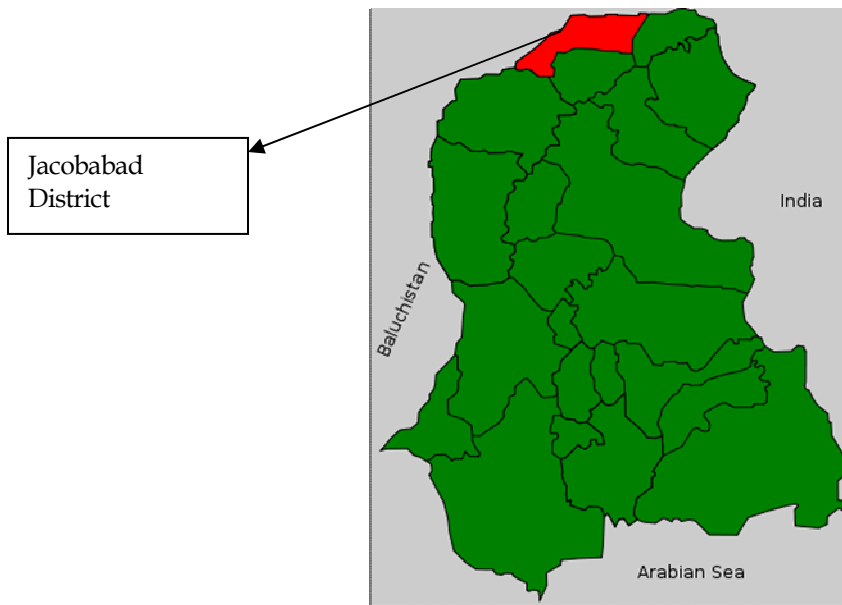
## Project Area:

Jacobabad is the capital city of Jacobabad District, Sindh, Pakistan. The city is also the administrative centre of Jacobabad Taluka, an administrative subdivision of the district; the city is subdivided into 8 Union Councils and district is divided into Three tahsils and 40 Union councils. Jacobabad is located at 28°16'37.32"N 68°27'05.04"E. The city is crossed by the Pakistan Railways and many main roads of the province. Jacobabad is said to be one of the hottest cities in Pakistan. It was famous for consistently having the highest temperature in the Sub-Continent. During the month of June the thermometer ranges between 120° and 127°F (49 to 53°C). The town was founded on the site of the village of Khangarh in 1847 by General John Jacob, for many years commandant of the Sind Horse, who died here in 1858 and left a marvelous Victoria Tower in his remembrance in the heart of the city. Jacobabad is highly multicultural, with ethnic and tribal groups including Dashti, Pechuho, Banglani, Sunderani, Unar, Abro, Soomro, Khoso, Bhayo, Mangrio, Surhio, Jakhriani, Marri, Gabol, Jarwar and Brohi. The area is predominantly Muslim with Hindu and Christian minorities. An annual horse and cattle show is held in January.

### Area and Population:

Jacobabad district shares northern border with Shikarpur and (recently constituted) Kashmore districts). Ghotki is located on the north-eastern side while Khairpur on the south. Jacobabad is also connected by road air with all major cities of Pakistan. According to the 1998 census it had a population of 1,425,572 of which 24.10% is urban.

(Source: District Government Jacobabad).



## Poverty Scorecard Survey:

The Poverty Scorecard survey is being conducted to collect and analyze the required information in 29 Union Councils in Districts Jacobabad. However, in order to target particular groups for specific intervention, it is important to decide a cut-off and label the potential households with score falling in their respective categories. Based on World Bank guidelines and SRSO's experience of testing the scorecard in other districts, SRSO decided following cut-offs to identify people in different categories.

### Poverty Bands:

As shown in table, the Poverty Scorecard has been split into 4 poverty bands

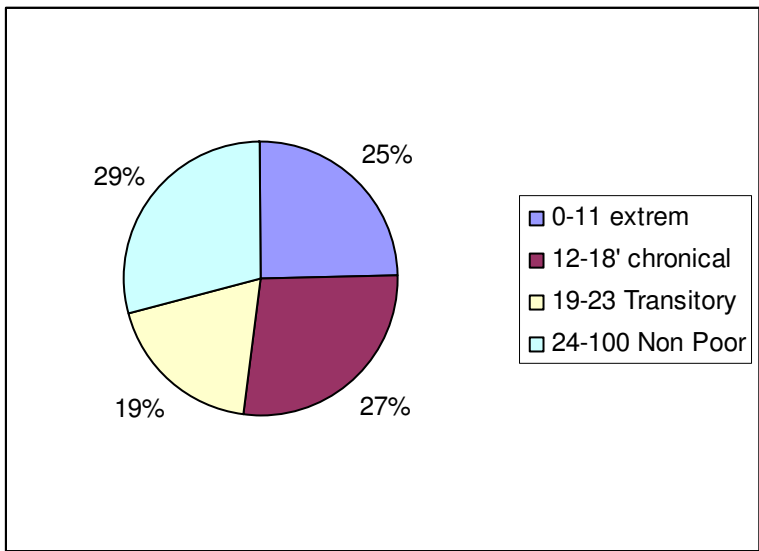
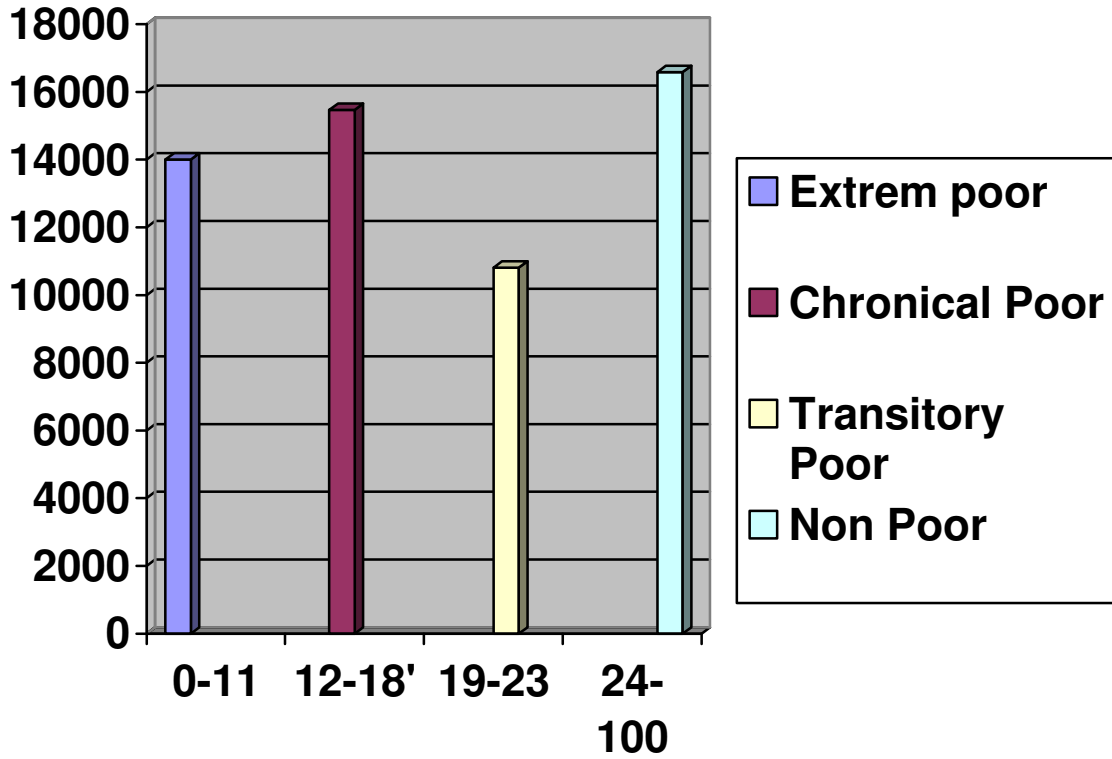
PSC Poverty Bands	Score Range
Extremely Poor/Destitute	0-11
Chronically Poor	12-18
Transitory Poor	19-23
Non-Poor	24-100

Poverty Score Card team has completed the survey of 27 rural UCs of the District out of 29 UCs. There is law and order situation in two UCs namely Nawara in Taluka Jacobabd and Tajo Khoso in Taluka Thull. The entry in MIS is going on and will complete in the month of July 2010.

Results of PSC which are entered into data base are given below in the table.

Taluka	UC Name	PSC MIS report-Score Range							Percentage			
		Population	HH Size	0-11	12-18	19-23	24-100	Total hhs	0-11	12-18	19-23	24-100
Jacobabad	Dashti	22077	8.27	584	792	485	807	2,668	21.9	29.7	18.2	30.2
	Rind Wahi	19201	7.39	641	708	494	754	2,597	24.7	27.3	19.0	29.0
	Ahmedpur	22153	7.71	751	701	491	930	2,873	26.1	24.4	17.1	32.4
	Qadirpur	19589	7.44	726	747	540	620	2,633	27.6	28.4	20.5	23.5
	Garhi Chand	17844	8.20	522	606	379	668	2,175	24.0	27.9	17.4	30.7
	Ramzanpur	18297	7.15	774	721	464	600	2,559	30.2	28.2	18.1	23.4
	Nawra	not yet started due to law and order situation										
Thull	Mubarakpur	19393	7.99	546	656	435	790	2,427	22.5	27.0	17.9	32.6
	Balochabad	21411	8.71	707	653	413	686	2,459	28.8	26.6	16.8	27.9
	Kareembux	22138	8.32	602	742	524	793	2,661	22.6	27.9	19.7	29.8
	Dinpur	17816	7.22	513	682	466	807	2,468	20.8	27.6	18.9	32.7
	Mirpur buriro	17159	7.81	405	551	419	822	2,197	18.4	25.1	19.1	37.4
	Garhi Hassan	13689	7.34	443	516	352	555	1,866	23.7	27.7	18.9	29.7
	Sherwah	19638	8.54	581	664	426	628	2,299	25.3	28.9	18.5	27.3
	Ranjhapur	17761	8.01	631	645	403	538	2,217	28.5	29.1	18.2	24.3
	Saido Kot	18881	7.77	737	627	455	610	2,429	30.3	25.8	18.7	25.1
	Bachro	18783	8.08	609	599	410	706	2,324	26.2	25.8	17.6	30.4
	Kot Jango			427	405	265	417	1,514	28.2	26.8	17.5	27.5
	Thull Nao			526	466	335	593	1,920	27.4	24.3	17.4	30.9
	Joungal							-				
	Logi											
	Misripur											
Tajo Khoso	not yet started due to law and order situation											
Toj												
Garhi Khero	Allah Abad	17262	6.94	462	708	527	789	2,486	18.6	28.5	21.2	31.7
	Miranpur	19214	7.52	641	699	535	679	2,554	25.1	27.4	20.9	26.6
	Khuda abad	21365	7.70	604	792	647	732	2,775	21.8	28.5	23.3	26.4
	Allan pur			459	608	479	556	2,102	21.8	28.9	22.8	26.5
	Muhammed Pur	19290	7.98	681	656	474	607	2,418	28.2	27.1	19.6	25.1
	Garhi Khero	17467	7.76	429	526	401	896	2,252	19.0	23.4	17.8	39.8
<b>District Jacobabad</b>		<b>400,428</b>	<b>7.8</b>	<b>14,001</b>	<b>15,470</b>	<b>10,819</b>	<b>16,583</b>	<b>56,873</b>	<b>24.6</b>	<b>27.2</b>	<b>19.0</b>	<b>29.2</b>

Analysis of Poverty Score Card Survey:



### **Social Mobilization:**

The Union Council Based Poverty Reduction Programme (UCBPRP) has been using the social mobilization approach to organize rural communities in order to provide the poorest with essential products, while at the same time building their capacities to plan and work as a whole. Following table depicts SMU wise achievement of social mobilization for the month of June 2010.

### **Capacity Building:**

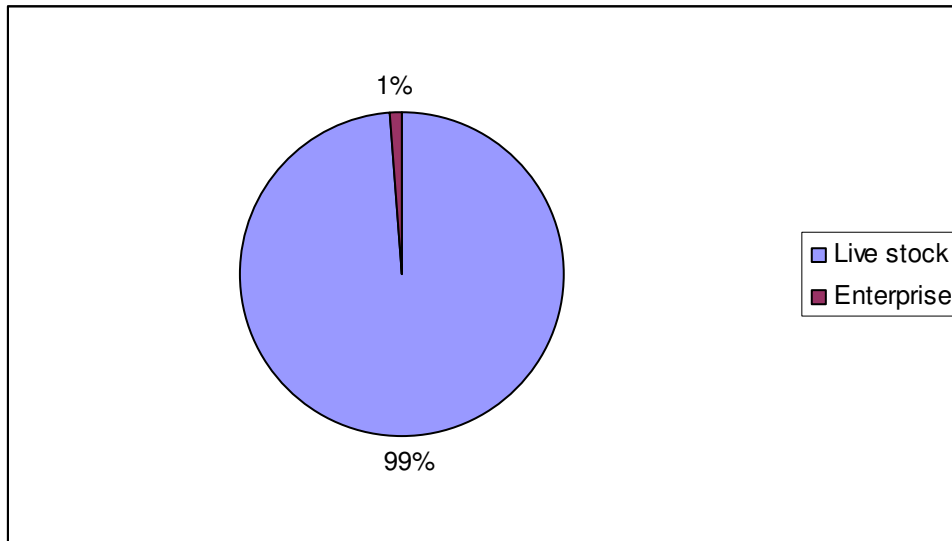
Investment in human capacities for harnessing the competence of local people is the primary objective of the program and believes in the potential and strength of community, therefore, it does focus on the capacity building of the targeted communities. Keeping in view, the program has drawn socially and culturally accepted training modules through which other intervention packages offered by the program would help the communities in creating sustainable solution to their problems and equip them with management skills and better understanding of the program so that they could build-up and efficiently run their institution at their own and obtain utmost advantage out of it. Moreover, for the sake of experience sharing, conferences and exposure visits would also be arranged for the members. The under mentioned table shows progress for the month June 2010:

### **Community Investment Fund (CIF):**

The SRSO through this program, decided to focus and organize only women. Therefore as an added precaution, SRSO has ensured that the primary beneficiaries of the UCBPRP are truly the most deserving in each of the targeted poor households, i.e. the women. In order to effectively and efficiently reach out to women and the poorest segments of the rural community, the Community Investment Fund (CIF) is an intervention through which the beneficiaries are provided access to flexible and interest free revolving loan/fund aimed at creating opportunities for self employment, small enterprise development, growth, and ultimately poverty reduction. The approach is designed to strengthen the local institutions at community/village level and build their own sustainable financial institutions that effectively reach the underserved poor. It is also expected that the initiative will create opportunities for the poorest clients, without collateral, to access small loans at lower cost and with fewer delinquencies. In addition to the economic benefits, the initiative will form an ideal context for learning and mutual support among members. As they are being trained to resolve and take action against social problems in their community. The impact of this Initiative is on a broader scale and would be unlocking the possibilities for many other economic empowerment programs. In the reporting month, team has disbursed Rs. 3,489,000 to 382 poor female beneficiaries.



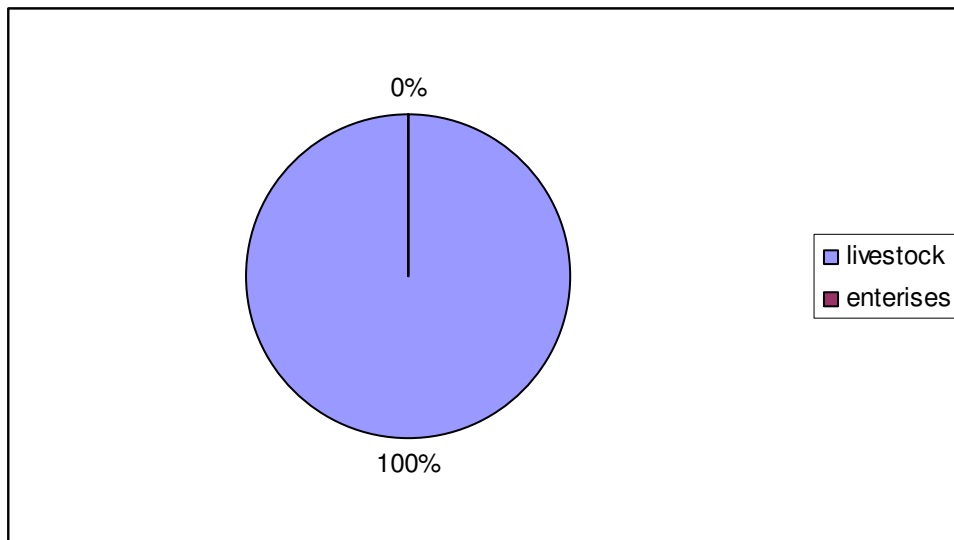
### Analysis of CIF trade:



### Income Generating Grant (IGG):

There are a number of households who do not have the capacity to pay back even interest free loan/credit, but have the potential to perform and the desire to come out of the poverty trap. The Income Generating Grant has been designed for those households who can not payback. As of June, 2010 a total of Rs.198000 had been disbursed among 20 poor women according to the PSC range 0-11

### Analysis of IGG Trade:



## Monthly Progress Report UC wise for the month of June 10:

Sr. No	Union Council	No. of HHs Organized					No. of CO Formed	No. of VO formed	No. of House holds given ICG	No. of House holds given CIF		CO Trainings		VO Trainings	
		0-11	12-18'	19-23	24-100	Total				0-11	12-18'	managemnt skills and book keeping	CIF Need Identification and book keeping	Managerial Skills, Book Keeping and Planning	Book Keeping
District Jacobabad															
Taluka Jacobabad															
1	Dashti	449	553	415	329	1746	116	28	0	62	52	50	50	20	20
2	Rind Wahi	-	-	-	-	-	-	-	-	-	-	-	-	-	-
3	Ahmedpur	-	-	-	-	-	-	-	-	-	-	-	-	-	-
4	Qadirpur	470	385	275	308	1438	105	40	0	0	0	50	50	50	10
5	Garhi Chand	-	-	-	-	-	-	-	-	-	-	-	-	-	-
6	Ramzanpur	-	-	-	-	-	-	-	-	-	-	-	-	-	-
7	Nawra	-	-	-	-	-	-	-	-	-	-	-	-	-	-
7	Sub Total	919	938	690	637	3184	221	68	0	62	52	100	100	70	30
Taluka Thull															
8	Mubarakpur	61	113	67	97	338	20	0	0	0	0	0	0	0	0
9	Balochabad	-	-	-	-	-	-	-	-	-	-	-	-	-	-

10	Kareembux	-	-	-	-	-	-	-	-	-	-	-	-	-	-
11	Dinpur	365	422	310	498	1595	93	41	1	18	32	22	22	20	20
12	Mirpur buriro	253	369	272	480	1374	81	33	5	43	66	24	24	20	20
13	Garhi Hassan	324	315	275	322	1236	82	21	14	33	64	20	20	20	20
14	Sherwah	-	-	-	-	-	-	-	-	-	-	-	-	-	-
15	Ranjhapur	-	-	-	-	-	-	-	-	-	-	-	-	-	-
16	Saido Kot	-	-	-	-	-	-	-	-	-	-	-	-	-	-
17	Bachro	-	-	-	-	-	-	-	-	-	-	-	-	-	-
18	Kot Jango	-	-	-	-	-	-	-	-	-	-	-	-	-	-
19	Thull Nao	-	-	-	-	-	-	-	-	-	-	-	-	-	-
20	Joungal	-	-	-	-	-	-	-	-	-	-	-	-	-	-
21	Logi	-	-	-	-	-	-	-	-	-	-	-	-	-	-
22	Misripur	-	-	-	-	-	-	-	-	-	-	-	-	-	-
23	Tajo Khoso	-	-	-	-	-	-	-	-	-	-	-	-	-	-
24	Toj	-	-	-	-	-	-	-	-	-	-	-	-	-	-
17	Sub Total	1003	1219	924	1397	4543	276	95	20	94	162	66	66	60	60
Taluka Gharhi Khairo															
25	Allah Abad	110	230	360	700	1400	91	49	0	6	6	80	80	50	19
26	Miranpur	-	-	-	-	-	-	-	-	-	-	-	-	-	-

27	Khuda abad	-	-	-	-	-	-	-	-	-	-	-	-	-	-
28	Allan pur	-	-	-	-	-	-	-	-	-	-	-	-	-	-
29	Muhammed Pur	-	-	-	-	-	-	-	-	-	-	-	-	-	-
5	Sub Total	110	230	360	700	1,400	91	49	-	6	6	80	80	50	19
29	District Total	2,032	2,387	1,974	2,734	9,127	588	212	20	162	220	246	246	180	109

## Progress Report as of June 2010 District Jacobabad:

Given below table shows the progress report of Jacobabad District for the month of June 2010. This is progress of only one month as field activities started in the month of June 2010.

S#	Activity	Target As of June 2010	Achievement as of June 2010
1	PSC	29	27
2	HHs to be Organized	29,532	9,127
3	COs to be Formed	1,969	588
4	VOs to be formed	480	212
5	Households to be given IGG @ Rs. 20000/ per household	550	20
6	Households (0-11) to be given CIF @ Rs. 20000/ per household through VOs	991	162
7	Households (12-18) to be given CIF @ Rs. 25000/ per household through VOs	2,555	220
8	Households (0-11) to be given Scholarship for Vocational Training @ Rs. 17500/ per household	283	-
9	Households (12-18) to be given Scholarship for Vocational Training @ Rs. 17500/ per household	1,460	-
10	Villages to be given drinking water supply schemes as CPI @ Rs. 250000/- per scheme	74	-
11	Households provided Micro Health Insurance Family package as a social safety net	29,532	-
12	CMST of community organizations	1,969	246
13	CIF need identification and book-keeping for COs	1,969	246
14	Management and Planning Training of VOs	960	180
15	CIF Book-keeping and CO Account auditing training for VOs	960	109
16	CIF Appraisal and monitoring for Vos	960	-
17	Manager-Activist Exposure visit for Vos	120	-
18	Manager-Activist Conferences for Vos	1,920	-
19	VO Members- Training of Teachers	200	-
20	VO Members Productivity Enhancement Training (Livestock, Fisheries, Agri, Enterprise Dev)	300	-
21	VO members - Training of TBAs	400	-
22	Low Cost Housing Scheme	60	-

## Meeting with Dr. Suhrab Sarki:

An introductory meeting was held with former parliamentarian & note able of Jacobabad distt: Dr. Suhrab Sarki at Garhi Hassan Sarki on 26-6-2010. He welcomed us and showed his happiness. He shared that he is very happy that UCBPRP has launched in Jacobabad District after shikarpur and Kashmore @ KhandhKot, he had requested Government of Sindh several times to launch UCBPRP in Jacobabad District. He assured of his cooperation and support for the SRSO. He appreciated the hard work and commitment of SRSO teams who work for the empowerment of communities. He also shared that there is dire need to empower people with interventions under UCBPRP. Mr. Sarki offered that there is an empty Government building of Health department in the town, and he will do his best efforts to handover the building to SRSO for area operations as a field unit, it requires repair and renovation like other government buildings.



## Visit of Mr. Shoaib Sultan Khan:

Mr. Shoaib Sultan Khan Chairman RSPs a visited village Fateh Muhammad Lashari , UC Dinpur, Taluka Thull, District Jacobabad on 24 June 2010 There was his first dialogue at village. This is his first vist to new district where GoS has expanded UCBPRP. There were 93 households present whose poverty score card (PSC) was as follows:

0 - 11	15
12 - 18	21
19 - 23	16
24 & above	41

Mr. Shoaib Sultan Khan in his Program Introduction briefed the community about the approach of UCBPRP and asked them if they were prepared to fulfil their obligations, namely, (i) getting organized in 15-20 household groups; (ii) identifying honest and competent leaders as president and manager from amongst themselves and accepting obligations of regular meetings, savings and human resource development. Many women raised their hands to take the responsibility of organizing the households in COs and indicated the date and time to the SRSO Social Organizer to visit them to discuss in detail the requirements of a sustainable organization. One community member asked Shoaib Sb that what the SRSO would do for them, if they get organized. Mr. Khan suggested them once they organized, their office bearers of COs can visit adjoining districts of Shikarpur and Kashmore to see what organized COs and VOs are doing in partnership with SRSO.

## Visit of Mr. Jamal Mustafa Shoro Director SGRRP

On 24<sup>th</sup> June 2010 Mr. Jamal from SGRRP conducted meeting with District Manager UCBPRP Jacobabad and PSC Team regarding the PSC ongoing in Jacobabad .he was briefed in detailed about the PSC structure and methodology followed in this process and he was get visited the ongoing PSC that how Female Enumerators fill the Poverty Scorecard forms so in this regard he visited the UC Logee and two villages in Deh Maloe i.e Sikender Jakhrani and Gazanfer Jakhrani .he met with Enumerators in the field and community. He appreciated the efforts of SRSO PSC team.





## Annual Planning:

Given below table shows the annual target for the year 2010-2011. in this planning backlog of previous year is also included.

Activity	Program Planning for the year 2010-2011				
	Qtr 1	Qtr 2	Qtr 3	Qtr 4	Total Target of the year
HHs to be Organized	16,176	16,176	16,176	16,176	64,703
COs to be Formed	1,084	1,084	1,084	1,084	4,334
VOs to be formed	247	247	247	247	988
Households to be given IGG @ Rs. 20000/ per household	329	329	329	329	1,316
Households (0-11) to be given CIF @ Rs. 20000/ per household through VOs	561	561	561	561	2,244
Households (12-18) to be given CIF @ Rs. 25000/ per household through VOs	1,496	1,496	1,496	1,496	5,985
Households (0-11) to be given Scholarship for Vocational Training @ Rs. 17500/ per household	153	153	153	153	613
Households (12-18) to be given Scholarship for Vocational Training @ Rs. 17500/ per household	791	791	791	791	3,163
Villages to be given drinking water supply schemes as CPI @ Rs. 250000/- per scheme	45	45	45	45	179
Households provided Micro Health Insurance Family package as a social safety net	25,841	25,841	25,841	25,841	103,362
CMST of community organizations	1,169	1,169	1,169	1,169	4,676
CIF need identification and book-keeping for COs	1,169	1,169	1,169	1,169	4,676
Management and Planning Training of VOs	555	555	555	555	2,220
CIF Book-keeping and CO Account auditing training for VOs	573	573	573	573	2,291
CIF Appraisal and monitoring for Vos	600	600	600	600	2,400
Manager-Activist Exposure visit for Vos	75	75	75	75	300
Manager-Activist Conferences for Vos	1,680	1,680	1,680	1,680	6,720
VO Members- Training of Teachers	100	100	100	100	400
VO Members Productivity Enhancement Training (Livestock, Fisheries, Agri, Enterprise Dev)	150	150	150	150	600
VO members - Training of TBAs	200	200	200	200	800
Low Cost Housing Scheme	265	265	265	265	1,060

## Acronyms:

•	AKRSP	Aga Khan Rural Support Program
•	CIF	Community Investment Fund
•	CO	Community Organization
•	CPI	Community Physical Infrastructure
•	HRD	Human Resource Development
•	HHs	House Holds
•	IGG	Income generating grant
•	MIS	Management Information System
•	M & E	Monitoring and Evaluation
•	Pax	Participants
•	PIU	Project Implementation Unit
•	PSC	Poverty Score Card
•	R & D	Research and Development
•	RSPs	Rural Support Programs
•	RSPN	Rural Support Program Network
•	SM	Social Mobilization
•	SMT	Social Mobilization Team
•	SMU	Social Mobilization Unit
•	SRSO	Sindh Rural Support Organization
•	TNA	Training needs Assessment
•	TNI	Training needs identification
•	UC	Union Council
•	VO	Village Organization