



**Union Council Based Poverty Reduction Programme**

**Monthly Progress Report**

**As of December, 2011**

**Funded By: Government of Sindh**

**Implemented By: Sindh Rural Support Organization**

## Table of Contents

Executive Summary	2
District wise & Activity wise Progress	4
Social Mobilization	10
Livestock Farming	17
Enterprises	17
Income Generating Grant	19
Community Investment Fund	20
CIF Cycle & CIF recovery	22
Vocational Trainings	23
Community Physical Infrastructure	29
Micro Health Insurance	30
Village Rehabilitation	35
Education Component	41
Work Plan Dist Shikarpur & Kashmore	46
Work Plan Dist Jacobabad	48

## Executive Summary

The Union Council Based Poverty Reduction Programme (UCBPRP) is a ground-breaking program of the Government of Sindh aimed at reducing poverty by tapping into the potential of the people. It is being implemented by Sindh Rural Support Organization (SRSO) and was initiated on February 1, 2009 in two districts: Shikarpur and Kandhkot-Kashmore. After analyzing the performance in both districts, Government of Sindh initiated this programme in Jacobabad district as well in June, 2010. The UCBPRP aims at improving the quality of life of the rural communities, especially that of the poorest of the poor, through the conceptual package of social mobilization.

This entails organizing rural communities into “organizations of the poor” at the community, village and union council level. In order to accomplish this, SRSO conducted “Poverty Score Card” exercise in 116 union councils in Shikarpur, Kashmore-Kandhkot and Jacobabad to help identify the poor and the poorest.

District	Unit	0 to 11	12 to 18	19 to 23	24 to 100	Total
		Extremely Poor	Chronically Poor	Transitory Poor	Non-Poor	
Shikarpur	No. HHs	23,036	22,748	23,334	76,935	146,053
Kashmore	No. HHs	16,606	20,889	16,874	65,380	119,749
Jacobabad	No. HHs	23,714	24,515	22,370	28,415	99,014
<b>Total</b>	<b>No. HHs</b>	<b>81,260</b>	<b>101,902</b>	<b>92,352</b>	<b>237,218</b>	<b>512,732</b>
Percentage	%	16	20	18	46	100

Due to the flood few months the overall activities of the UCBPRP remained halted, after that this programme was extended for a year.

As of December, 2011 total 267,554 households had been organized into 15,630 community organization and clustered into 5,294 village organization in three districts i-e Shikarpur, Kashmore-Kandhkot and Jacobabad.

After three years the Community/Village Organizations has been developed their governance systems as they undertake more and more development activities. Their institutional maturity and their ability to influence government and other stakeholders have been built over time. The RSP experience has shown that a mosaic of civil society organizations has developed where mobilization has taken place. The clustering of Community Organizations leads to the formation of Village Organizations. The clustering of Village Organizations leads to the formation of cluster-level Local Support Organizations (LSOs) which represent the second generation social mobilization. As of December, 2011 total 27 Local Support Organizations at union council level had been formed. As of December, 11 the 64 Local Support Organization’s members has been trained in management training. As such, the project as part of human resource development of these three tiers has imparted the trainings for the capacity building of the office bearers of the Cos, VOs and LSOs; the CO is the ideal grass-roots organization for identifying potential recipients for various household level interventions under each PSC band. It is very much essential that the capacity building of office bearers of the COs is carried out to make them fully functional because unless this is not done an effective mechanism for delivery and monitoring of services.

As of December, 2011 total 39,226 CO members had been trained and 32,443 VO members had been trained.

The UCBPRP also includes a component whereby youth from extremely poor and chronically poor households will be identified and provided scholarships for receiving vocational training. As of December, 2011 total 25,753 participants had been trained in different trades.

The lower band of extremely poor or the poorest of the poor (PSC Category 0-11) consists of widows or people with chronic disabilities. The basic objective of IGG is to provide in-kind grants for purchasing of Livestock, Agriculture and there are lots of examples in different VOs of households that have been able to graduate the next level. It ensures proper and productive use of grants and lots of IGG beneficiaries are able take CIF, which shows that they are now out of the box of the poorest of the poor in 0-11 band. As of December, 2011 Income Generating Grant had been given to 5,305 members. The most appropriate intervention is setting up of a village based revolving fund at the community level called "Community Investment Fund" or CIF'. The CIF is managed by an organized community and provides interest free loans for 0-18 households. As of December, 2011 a total of 70,058 beneficiaries have been benefited from CIF. Under the project, 50% of the villages having a VO are to be given one scheme of Community Physical Infrastructure (CPI), which may include sanitation and drinking water supply as a grant. Shelter support is being provided in terms of Low Cost Houses to the extremely poor households who live in thatched huts and require shelter. From Feb, 2009 to June, 2011 construction on a total of 4,926 LCHS had been initiated and 4,105 had been completed in three districts i-e Shikarpur, Kashmore and Jacobabad and the households are residing in them. In the month of December, 2011 a total of 28 Low Cost Houses have been initiated in district Shikarpur. After the flood with reference of the Board decision it was decided to complete CPI as well as Low Cost Houses which are in non-flooded areas. The Micro Health Insurance package allows all family members irrespective of age to avail hospitalization, accident and disability insurance for up to 25,000 each for day care, diagnostic services, and hospitalization (for more than 24 hours' stay) and obstetric care. This social safety net measure is being provided to households that are in the 0-18 poverty band in order to pre-empt health accidents which result in reversal of the poverty alleviation efforts because households fall into vulnerability and poverty when one of their family members gets hospitalized. The package also includes an accidental cover (disability compensation) and financial support of a sum of Rs.2,5000/ as Funeral Charges in case of death of a breadwinner of the family. As of December, 2011, total 3,520 patients had been treated.

After the flood the pilot activity for UCBPRP was temporarily suspended until the flood subsided. Since the flood changed the overall scenario, GoS extended its support to flood affected people in relief and rehabilitation while providing shelter for them on priority basis. As of December, 2011, work has been initiated over 6,366 houses and 5,845 houses had been completed.

A number of poor women have been organized in three districts of UCBPRP programme, where there a huge potential exists for dairy co-operatives with three-tier structure viz. Mohla level a primary level organization village level a VO, and UC level and umbrella federations are being set up in different UCs of SRSO Operation area as parts of the UC Base Poverty Reduction Programme of Government of Sindh. The basic infrastructure and social mobilization of community framework now exists and is ready for next step of enterprise and income generation.

- Contract has been signed for the dairy farm, where UCBPRP keep the calves for few days and then will be distributed among the identified poor women
- Contract has been signed with a contractor who will buy the calves and will provide here in Sukkur at Farm

The project will include Capacity Building of the craft-persons, product development and its marketing strategies which will enable these marginalized women to have access to local, national and international markets leading product development, improvement in connections to value chain actors, input supplies, retailers and wholesalers.

- The name of the shop "**Sartian Sangh Market fair**" has been finalized.
- The contract has been signed with contractor who designs the outlet and work is in process.
- The team of AHAN is working in the identified VOs/LSOs for the identification and selections of talented women by conducting different kinds of tests regarding the product finishing and knowledge.

### District Wise Achievement as of December, 2011 (District Shikarpur, Kashmore & Jacobabad)

S. No	Activity	District	Revised Project Targets	As of November, 2011		December, 2011		As of December, 2011		
				Targets as of Nov, 11	Achievement as of Nov, 11	Targets for the Dec, 11	Achievement for the Dec,11	Targets as of Dec, 11	Achievement as of Dec, 11	%
1	Poverty Score Card	Shikarpur	50	50	50	-	-	50	50	100
		Kashmore	37	37	37	-	-	37	37	100
		Jacobabad	29	29	29	-	-	29	29	100
	<b>Sub-Total</b>		<b>116</b>	<b>116</b>	<b>116</b>	<b>-</b>	<b>-</b>	<b>116</b>	<b>116</b>	<b>100</b>
2	Households Organized	Shikarpur	102,306	102,306	102,306	-	-	102,306	102,306	100
		Kashmore	80,345	80,345	80,345	-	-	80,345	80,345	100
		Jacobabad	73,830	68,753	84,893	-	-	68,753	84,893	123
	<b>Sub-Total</b>		<b>256,481</b>	<b>251,404</b>	<b>267,544</b>	<b>-</b>	<b>-</b>	<b>251,404</b>	<b>267,544</b>	<b>106</b>
3	CO Formation	Shikarpur	5,846	5,846	5,846	-	-	5,846	5,846	100
		Kashmore	4,710	4,710	4,710	-	-	4,710	4,710	100
		Jacobabad	4,922	4,211	5,074	-	-	4,211	5,074	100
	<b>Sub-Total</b>		<b>15,478</b>	<b>14,767</b>	<b>15,630</b>	<b>-</b>	<b>-</b>	<b>14,767</b>	<b>15,630</b>	<b>100</b>
4	CO members trained in management skills	Shikarpur	12,678	11,365	11,671	453	201	11,818	11,872	100
		Kashmore	9,382	8,409	8,037	335	68	8,744	8,105	93
		Jacobabad	4,922	2,690	2,732	450	319	3,140	3,051	97
	<b>Sub-Total</b>		<b>26,982</b>	<b>22,464</b>	<b>22,440</b>	<b>1,238</b>	<b>588</b>	<b>23,702</b>	<b>23,028</b>	<b>97</b>
5	CO members trained in CIF Need	Shikarpur	12,678	7,469	7,771	466	192	7,935	7,963	100
		Kashmore	9,382	5,527	5,067	345	68	5,872	5,135	87
		Jacobabad	4,922	2,638	2,682	450	318	3,088	3,000	97
	<b>Sub-Total</b>		<b>26,982</b>	<b>15,634</b>	<b>15,520</b>	<b>1,261</b>	<b>578</b>	<b>16,895</b>	<b>16,098</b>	<b>95</b>
6	Village Organizations Formed	Shikarpur	1,810	1,810	1,810	-	-	1,810	1,810	100
		Kashmore	1,673	1,673	1,673	-	-	1,673	1,673	100
		Jacobabad	1,200	1,285	1,811	-	-	1,285	1,811	100
	<b>Sub-Total</b>		<b>4,683</b>	<b>4,768</b>	<b>5,294</b>	<b>-</b>	<b>-</b>	<b>4,768</b>	<b>5,294</b>	<b>100</b>
7	No. of Participants Trained in VO Management	Shikarpur	5,096	5,961	6,253	-	-	5,961	6,253	100
		Kashmore	3,771	4,412	4,541	-	-	4,412	4,541	100
		Jacobabad	2,400	1,842	2,010	200	184	2,042	2,194	100
	<b>Sub-Total</b>		<b>11,267</b>	<b>12,215</b>	<b>12,804</b>	<b>200</b>	<b>184</b>	<b>12,415</b>	<b>12,988</b>	<b>100</b>
8	No. of Participants Trained in VO CIF Training	Shikarpur	5,096	4,743	4,657	-	-	4,743	4,657	98
		Kashmore	3,771	3,509	3,733	-	-	3,509	3,733	100
		Jacobabad	2,400	1,465	1,331	300	214	1,765	1,545	88
	<b>Sub-Total</b>		<b>11,267</b>	<b>9,717</b>	<b>9,721</b>	<b>300</b>	<b>214</b>	<b>10,017</b>	<b>9,935</b>	<b>99</b>

S. No	Activity	District	Revised Project Targets	As of November, 2011		December, 2011		As of December, 2011		
				Targets as of Nov, 11	Achievement as of Nov, 11	Targets for the Dec, 11	Achievement for the Dec,11	Targets as of Dec, 11	Achievement as of Dec, 11	%
9	VO Book Keeping Training (No of Pax)	Shikarpur	5,097	4,427	4,132	-	-	4,427	4,132	93
		Kashmore	3,771	3,476	3,732	-	-	3,476	3,732	100
		Jacobabad	2,400	1,644	1,470	200	186	1,844	1,656	90
	Sub-Total		11,268	9,547	9,334	200	186	9,747	9,520	98
10	Local Support Organizations Formed	Shikarpur	35	15	11	3	4	18	15	83
		Kashmore	25	10	3	2	9	12	12	100
		Jacobabad	5	-	-	-	-	-	-	0
	Sub-Total		65	25	14	5	13	30	27	90
11	CIF to be given Local Support Organizations	Shikarpur	35	6	-	3	1	9	1	11
		Kashmore	25	4	-	2	-	6	-	-
		Jacobabad	-	-	-	-	-	-	-	-
	Sub-Total		60	10	-	5	1	15	1	7
12	LSO members trained in CIF Appraisal, Monitoring and Book Keeping	Shikarpur	172	38	-	19	-	57	-	-
		Kashmore	128	28	-	14	-	42	-	-
		Jacobabad	-	-	-	-	-	-	-	-
	Sub-Total		300	66	-	33	-	99	-	-
13	LSO members trained in Managerial skills, Book Keeping	Shikarpur	172	38	25	19	24	57	49	86
		Kashmore	128	28	15	14	-	42	15	36
		Jacobabad	-	-	-	-	-	-	-	-
	Sub-Total		300	66	40	33	24	99	64	65
14	LSO members to be sent on Exposure Visits	Shikarpur	103	22	7	11	18	33	25	76
		Kashmore	107	18	3	9	-	27	3	11
		Jacobabad	-	-	-	-	-	-	-	-
	Sub-Total		210	40	10	20	18	60	28	47
15	Households to be Given IGG	Shikarpur	3,668	2,504	2,336	166	291	2,670	2,627	98
		Kashmore	2,715	1,853	1,526	123	152	1,976	1,678	85
		Jacobabad	1,573	420	886	100	114	520	1,000	100
	Sub-Total		7,956	4,777	4,748	389	557	5,166	5,305	100
16	Households to be Given CIF	Shikarpur	44,607	33,204	31,918	1,831	1,590	35,035	33,508	96
		Kashmore	33,010	24,571	23,795	1,181	3,661	25,752	27,456	100
		Jacobabad	10,131	9,276	7,477	1,900	1,617	11,176	9,094	81
	Sub-Total		87,748	67,051	63,190	4,912	6,868	71,963	70,058	97

S. No	Activity	District	Revised Project Targets	As of November, 2011		December, 2011		As of December, 2011		
				Targets as of Nov, 11	Achievement as of Nov, 11	Targets for the Dec, 11	Achievement for the Dec,11	Targets as of Dec, 11	Achievement as of Dec, 11	%
17	Households to be Given Scholarship for VTP	Shikarpur	14,478	10,879	10,630	514	966	11,393	11,596	100
		Kashmore	10,713	8,049	7,796	380	932	8,429	8,728	100
		Jacobabad	5,811	4,230	4,490	492	939	4,722	5,429	100
	<b>Sub-Total</b>		<b>31,002</b>	<b>23,158</b>	<b>22,916</b>	<b>1,386</b>	<b>2,837</b>	<b>24,544</b>	<b>25,753</b>	<b>100</b>
18	Villages to be Given Drinking Water Supply	Shikarpur	460	453	421	8	-	461	421	91
		Kashmore	341	336	340	6	-	342	340	99
		Jacobabad	300	106	-	-	-	106	-	-
	<b>Sub-Total</b>		<b>1,101</b>	<b>895</b>	<b>761</b>	<b>14</b>	<b>-</b>	<b>909</b>	<b>761</b>	<b>84</b>
19	Locations to improve under Low Cost Village	Shikarpur	80	32	44	-	-	32	44	100
		Kashmore	60	24	12	-	-	24	12	50
		Jacobabad	-	-	-	-	-	-	-	-
	<b>Sub-Total</b>		<b>140</b>	<b>56</b>	<b>56</b>	<b>-</b>	<b>-</b>	<b>56</b>	<b>56</b>	<b>100</b>
20	Low Cost Housing Scheme	Shikarpur	3,128	2,846	2,581	281	28	3,127	2,609	83
		Kashmore	2,314	2,107	1,394	208	-	2,315	1,394	60
		Jacobabad	2,000	130	130	-	-	130	130	100
	<b>Sub-Total</b>		<b>7,442</b>	<b>5,083</b>	<b>4,105</b>	<b>489</b>	<b>28</b>	<b>5,572</b>	<b>4,133</b>	<b>74</b>
21	Experience Sharing Workshops	Shikarpur	67,255	17,353	19,701	-	-	17,353	19,701	100
		Kashmore	49,769	12,842	10,494	-	-	12,842	10,494	82
		Jacobabad	11,520	175	-	-	-	175	-	-
	<b>Sub-Total</b>		<b>128,544</b>	<b>30,370</b>	<b>30,195</b>	<b>-</b>	<b>-</b>	<b>30,370</b>	<b>30,195</b>	<b>99</b>
22	Productivity Enhancement Training	Shikarpur	793	140	117	-	-	140	117	84
		Kashmore	587	104	127	-	-	104	127	100
		Jacobabad	1,000	375	-	-	-	375	-	-
	<b>Sub-Total</b>		<b>2,380</b>	<b>619</b>	<b>244</b>	<b>-</b>	<b>-</b>	<b>619</b>	<b>244</b>	<b>39</b>
23	TBA	Shikarpur	2,002	1,709	1,694	49	42	1,758	1,736	99
		Kashmore	1,481	1,264	1,109	36	-	1,300	1,109	85
		Jacobabad	1,200	500	-	-	-	500	-	-
	<b>Sub-Total</b>		<b>4,683</b>	<b>3,473</b>	<b>2,803</b>	<b>85</b>	<b>42</b>	<b>3,558</b>	<b>2,845</b>	<b>80</b>
24	Non Functional Schools to be Functionalized	Shikarpur	150	55	55	55	55	55	55	100
		Kashmore	150	47	47	47	47	47	47	100
		Jacobabad	200	80	-	-	-	80	-	-
	<b>Sub-Total</b>		<b>500</b>	<b>182</b>	<b>102</b>	<b>102</b>	<b>102</b>	<b>182</b>	<b>102</b>	<b>72</b>
25	2nd Shift Girls Schools to be established	Shikarpur	100	9	9	9	9	9	9	100
		Kashmore	100	15	15	15	15	15	15	100
		Jacobabad	200	100	-	50	-	150	-	-
	<b>Sub-Total</b>		<b>400</b>	<b>124</b>	<b>24</b>	<b>74</b>	<b>24</b>	<b>174</b>	<b>24</b>	<b>24</b>
26	Early Child Hood Centers to be established	Shikarpur	100	4	4	4	4	4	4	100
		Kashmore	100	5	5	5	5	5	5	100
		Jacobabad	200	180	-	50	-	230	-	-
	<b>Sub-Total</b>		<b>400</b>	<b>189</b>	<b>9</b>	<b>59</b>	<b>9</b>	<b>234</b>	<b>9</b>	<b>7</b>

### District Wise Achievement as of December, 2011 (District Shikarpur)

S. No	Activity	Revised Project Targets	As of November, 2011		December, 2011		As of December, 2011		
			Targets as of Nov, 11	Achievement as of Nov, 11	Targets for the Dec, 11	Achievement for the Dec, 11	Targets as of Dec, 11	Achievement as of Dec, 11	%
1	Poverty Score Card	50	50	50	-	-	50	50	100
2	Households Organized	102,306	102,306	102,306	-	-	102,306	102,306	100
3	CO Formation	5,846	5,846	5,846	-	-	5,846	5,846	100
4	CO members trained in management skills	12,678	11,365	11,671	453	201	11,818	11,872	100
5	CO members trained in CIF Need	12,678	7,469	7,771	466	192	7,935	7,963	100
6	Village Organizations Formed	1,810	1,810	1,810	-	-	1,810	1,810	100
7	No. of Participants Trained in VO Management	5,096	5,961	6,253	-	-	5,961	6,253	100
8	No. of Participants Trained in VO CIF Training	5,096	4,743	4,657	-	-	4,743	4,657	98
9	VO Book Keeping Training (No of Pax)	5,097	4,427	4,132	-	-	4,427	4,132	93
10	Local Support Organizations Formed	35	15	11	3	4	18	15	83
11	CIF to be given Local Support Organizations	35	6	-	3	1	9	1	11
12	LSO members trained in CIF Appraisal, Monitoring and Book Keeping	172	38	-	19	-	57	-	-
13	LSO members trained in Managerial skills, Book Keeping	172	38	25	19	24	57	49	86
14	LSO members to be sent on Exposure Visits	103	22	7	11	18	33	25	76
15	Households to be Given IGG	3,668	2,504	2,336	166	291	2,670	2,627	98
16	Households to be Given CIF	44,607	33,204	31,918	1,831	1,590	35,035	33,508	96
17	Households to be Given Scholarship for VTP	14,478	10,879	10,630	514	966	11,393	11,596	100
18	Villages to be Given Drinking Water Supply	460	453	421	8	-	461	421	91
19	Locations to improve under Low Cost Village	80	32	44	-	-	32	44	100
20	Low Cost Housing Scheme	3,128	2,846	2,581	281	28	3,127	2,609	83
21	Experience Sharing Workshops	67,255	17,353	19,701	-	-	17,353	19,701	100
22	Productivity Enhancement Training	793	140	117	-	-	140	117	84
23	TBA	2,002	1,709	1,694	49	42	1,758	1,736	99
24	Non Functional Schools to be Functionalized	150	55	55	55	55	110	110	100
25	2nd Shift Girls Schools to be established	100	9	9	9	9	9	9	100
26	Early Child Hood Centers to be established	100	4	4	4	4	4	4	100



**District Wise Achievement as of December, 2011 (District Kashmir)**

S. No	Activity	Revised Project Targets	As of November, 2011		December, 2011		As of December, 2011		
			Targets as of Nov, 11	Achievement as of Nov, 11	Targets for the Dec, 11	Achievement for the Dec, 11	Targets as of Dec, 11	Achievement as of Dec, 11	%
1	Poverty Score Card	37	37	37	-	-	37	37	100
2	Households Organized	80,345	80,345	80,345	-	-	80,345	80,345	100
3	CO Formation	4,710	4,710	4,710	-	-	4,710	4,710	100
4	CO members trained in management skills	9,382	8,409	8,037	335	68	8,744	8,105	93
5	CO members trained in CIF Need	9,382	5,527	5,067	345	68	5,872	5,135	87
6	Village Organizations Formed	1,673	1,673	1,673	-	-	1,673	1,673	100
7	No. of Participants Trained in VO Management	3,771	4,412	4,541	-	-	4,412	4,541	100
8	No. of Participants Trained in VO CIF Training	3,771	3,509	3,733	-	-	3,509	3,733	100
9	VO Book Keeping Training (No of Pax)	3,771	3,476	3,732	-	-	3,476	3,732	100
10	Local Support Organizations Formed	25	10	3	2	9	12	12	100
11	CIF to be given Local Support Organizations	25	4	-	2	-	6	-	-
12	LSO members trained in CIF Appraisal, Monitoring and Book Keeping	128	28	-	14	-	42	-	-
13	LSO members trained in Managerial skills, Book Keeping	128	28	15	14	-	42	15	36
14	LSO members to be sent on Exposure Visits	107	18	3	9	-	27	3	11
15	Households to be Given IGG	2,715	1,853	1,526	123	152	1,976	1,678	85
16	Households to be Given CIF	33,010	24,571	23,795	1,355	3,661	25,926	27,456	100
17	Households to be Given Scholarship for VTP	10,713	8,049	7,796	380	932	8,429	8,728	100
18	Villages to be Given Drinking Water Supply	341	336	340	6	-	342	340	99
19	Locations to improve under Low Cost Village	60	24	12	-	-	24	12	50
20	Low Cost Housing Scheme	2,314	2,107	1,394	208	-	2,315	1,394	60
21	Experience Sharing Workshops	49,769	12,842	10,494	-	-	12,842	10,494	82
22	Productivity Enhancement Training	587	104	127	-	-	104	127	100
23	TBA	1,481	1,264	1,109	36	-	1,300	1,109	85
24	Non Functional Schools to be Functionalized	150	47	47	47	47	94	94	100
25	2nd Shift Girls Schools to be established	100	15	15	15	15	15	15	100
26	Early Child Hood Centers to be established	100	5	5	5	5	5	5	100

### District Wise Achievement as of December, 2011 (District Jacobabad)

S. No	Activity	Revised Project Targets	As of November, 2011		December, 2011		As of December, 2011		
			Targets as of Nov, 11	Achievement as of Nov, 11	Targets for the Dec, 11	Achievement for the Dec, 11	Targets as of Dec, 11	Achievement as of Dec, 11	%
1	Poverty Score Card	29	29	29	-	-	29	29	100
2	Households Organized	73,830	68,753	84,893	-	-	68,753	84,893	100
3	CO Formation	4,922	4,211	5,074	133	-	4,344	5,074	100
4	CO members trained in management skills	4,922	2,690	2,732	450	319	3,140	3,051	97
5	CO members trained in CIF Need	4,922	2,638	2,682	450	318	3,088	3,000	97
6	Village Organizations Formed	1,200	1,285	1,811	-	-	1,285	1,811	100
7	No. of Participants Trained in VO Management	2,400	1,842	2,010	200	184	2,042	2,194	100
8	No. of Participants Trained in VO CIF Training	2,400	1,465	1,331	300	214	1,765	1,545	88
9	VO Book Keeping Training (No of Pax)	2,400	1,644	1,470	200	186	1,844	1,656	90
10	Local Support Organizations Formed	5	-	-	-	-	-	-	-
11	CIF to be given Local Support Organizations	-	-	-	-	-	-	-	-
12	LSO members trained in CIF Appraisal, Monitoring and Book Keeping	-	-	-	-	-	-	-	-
13	LSO members trained in Managerial skills, Book Keeping	-	-	-	-	-	-	-	-
14	LSO members to be sent on Exposure Visits	-	-	-	-	-	-	-	-
15	Households to be Given IGG	1,573	420	886	100	114	520	1,000	100
16	Households to be Given CIF	10,131	9,276	7,477	1,900	1,617	11,176	9,094	81
17	Households to be Given Scholarship for VTP	5,811	4,230	4,490	492	939	4,722	5,429	100
18	Villages to be Given Drinking Water Supply	300	106	-	-	-	106	-	-
19	Locations to improve under Low Cost Village	-	-	-	-	-	-	-	-
20	Low Cost Housing Scheme	2,000	130	130	-	-	130	130	100
21	Experience Sharing Workshops	11,520	175	-	-	-	175	-	-
22	Productivity Enhancement Training	1,000	375	-	-	-	375	-	-
23	TBA	1,200	500	-	-	-	500	-	-
24	Non Functional Schools to be Functionalized	200	80	-	-	-	80	-	-
25	2nd Shift Girls Schools to be established	200	100	-	50	-	150	-	-
26	Early Child Hood Centers to be established	200	180	-	50	-	230	-	-

### Social Mobilization

UCBPRP is creating impact and transforming the social mobilization process into a more effective tool for empowering people and distinguishing the Community Organizations as effective sources for poverty reduction and delivery of services. To expand the impact of social mobilization this programme focuses on; Expanding the role of Community Activists, increasing participation of Women and Poor in the socio-economic development process, Clearness, Accountability and Equitable Distribution, Independent Fund Management by the Communities, Self Help and Civic responsibilities, Forging linkages, Poor women have started to develop concrete, action oriented solutions to identify problems and challenges.

As of December, 2011 a total of 267,544 households has been organized in three districts. Below given table portray the progress of each district.

**Note: According to the PC-1 targets of the Social Mobilization has been completed.**

Activity	District	As of Dec, 2011		
		Targets as of Dec, 11	Achievement as of Dec, 11	%
Households Organized	Shikarpur	102,306	102,306	100
	Kashmore	80,345	80,345	100
	Jacobabad	68,753	84,893	100
Total		251,404	267,544	100

### Community Organization

Organizing community members into Community Organizations through social mobilization is a problem-solving approach whereby the community is empowered with the knowledge and skills to identify and prioritize its needs, and problems, harness its resources to deal with these problems and take actions collectively. Village Organization is association of women to strengthen the capacity of the poor for sustainable development and create a link between rural people and other institutions. All COs are federated into VOs for the representation of CO members at village level.

As of December, 2011 a total of 15,630 Community Organizations has been formed in three districts, district wise target v/s achievement is given below table;

Activity	District	As of Dec, 2011		
		Targets as of Dec, 11	Achievement as of Dec, 11	%
CO Formation	Shikarpur	5,846	5,846	100
	Kashmore	4,710	4,710	100
	Jacobabad	4,211	5,074	100
Total		14,767	15,630	100

## CO Level Training

The CO is the ideal grass-roots organization for identifying potential recipients for various household level interventions under each PSC band. It is very much essential that the capacity building of office bearers of the COs is carried out to make them fully functional because unless this is not done an effective mechanism for delivery and monitoring of services through these two tiers of social mobilization cannot be developed. As such, the project as part of human resource development of these two tiers has imparted the following trainings for the capacity building of the office bearers of the Cos.

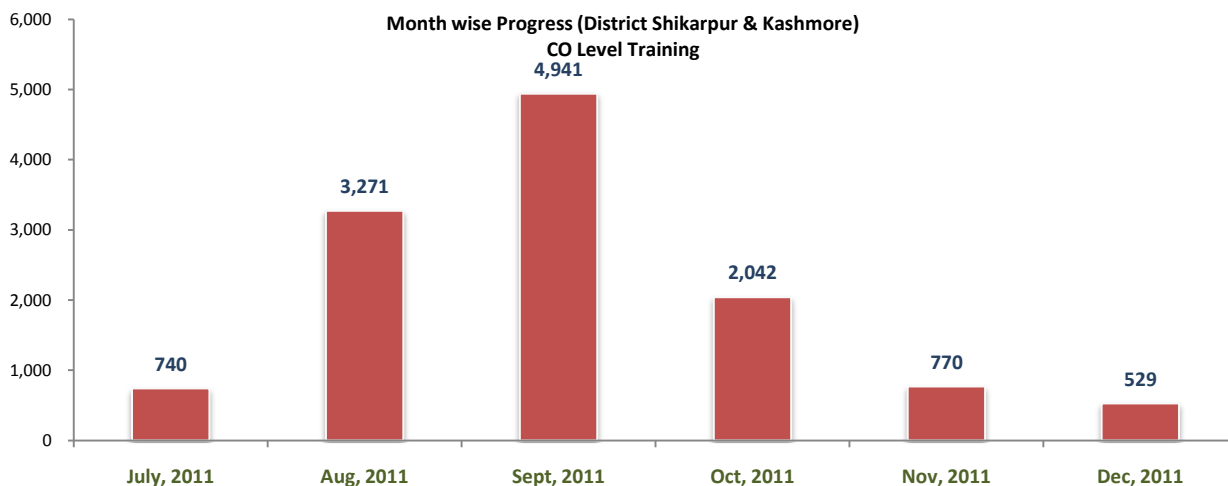
- **CO members trained in management skills**
- **CO members trained in CIF need identification**

As of December, 2011 a total of 39,126 CO members has been trained in both trainings in three districts, below given table shows the district wise detail;

Activity	District	Revised Project Targets	As of December, 2011		
			Targets as of Dec, 11	Achievement as of Dec, 11	%
CO members trained in management skills	Shikarpur	12,678	11,818	11,872	100
	Kashmore	9,382	8,744	8,105	93
	Jacobabad	4,922	3,140	3,051	97
Sub-Total		26,982	23,702	23,028	97
CO members trained in CIF Need	Shikarpur	12,678	7,935	7,963	100
	Kashmore	9,382	5,872	5,135	87
	Jacobabad	4,922	3,088	3,000	97
Sub-Total		26,982	16,895	16,098	95

After revision of targets/PC-1 of district Shikarpur & Kashmore the month wise and district wise as well as training wise detail is below;

District wise Progress From July, 20 11 To December, 2011											
Activity	District	YPO	Achievement								
		2011-12	July, 2011	Aug, 2011	Sept, 2011	Oct, 2011	Nov, 2011	Dec, 2011	Targets From July, 11 To Dec, 11	Progress From July, 2011 To Dec, 2011	%
	Shikarpur	6,706	245	1,137	1,399	635	238	201	3,353	3,855	100
CO members trained in management skills	Kashmore	4,963	177	499	1,122	390	158	68	2,482	2,414	97
Total		11,669	422	1,636	2,521	1,025	396	269	5,835	6,269	100
	Shikarpur	6,706	245	1,136	1,399	627	216	192	3,353	3,815	100
CO members trained in CIF Need	Kashmore	4,963	73	499	1,021	390	158	68	2,482	2,209	89
Total		11,669	318	1,635	2,420	1,017	374	260	5,835	6,024	100
<b>G-Total</b>		<b>23,338</b>	<b>740</b>	<b>3,271</b>	<b>4,941</b>	<b>2,042</b>	<b>770</b>	<b>529</b>	<b>11,670</b>	<b>12,293</b>	<b>100</b>



The below given table portrays the progress v/s targets of the PC-1 of all CO training. The remaining 14,838 CO members will be trained till June, 2012.

Activity	District	Revised Project Targets	Achievement as of Dec, 11	Remaining Targets	Monthly Required Run Rate
CO members trained in management skills	Shikarpur	12,678	11,872	806	134
	Kashmore	9,382	8,105	1,277	213
	Jacobabad	4,922	3,051	1,871	312
<b>Total</b>		<b>26,982</b>	<b>23,028</b>	<b>3,954</b>	<b>659</b>
CO members trained in CIF Need	Shikarpur	12,678	7,963	4,715	786
	Kashmore	9,382	5,135	4,247	708
	Jacobabad	4,922	3,000	1,922	320
<b>Total</b>		<b>26,982</b>	<b>16,098</b>	<b>10,884</b>	<b>1,814</b>
<b>CO Training</b>		<b>53,964</b>	<b>39,126</b>	<b>14,838</b>	<b>2,473</b>

### Village Organization

Community Organizations are being federated into Village Organizations at Village level, therefore, as of December, 2011 a total of 5,294 Village Organizations has been formed in three districts, detailed table shows the district wise number of formed village organizations during the reporting period;

Activity	District	As of Dec, 2011		
		Targets as of Dec, 11	Achievement as of Dec, 11	%
Village Organizations Formed	Shikarpur	1,810	1,810	100
	Kashmore	1,673	1,673	100
	Jacobabad	1,285	1,811	100
<b>Total</b>		<b>4,768</b>	<b>5,294</b>	<b>100</b>

## VO Level Training

There are three types of training are being given to the office bearer of Village Organization, after the federation of Cos into VOs; which are;

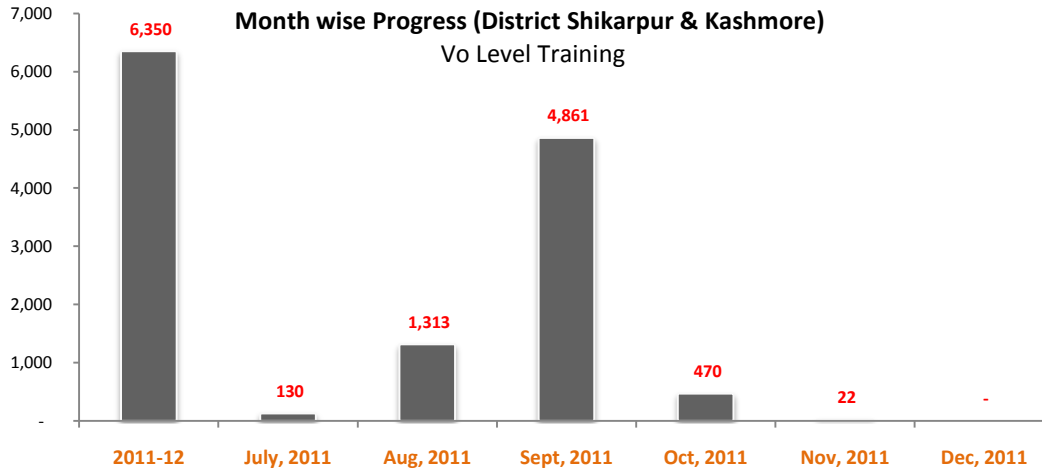
- **VO Management**
- **VO Community Investment Fund**
- **VO Book Keeping**

As of December, 2011 a total of 32,443 VO members has been trained in all above training in three districts, in this regards below given table shows the district wise progress.

Activity	District	Revised Project Targets	As of December, 2011		
			Targets as of Dec, 11	Achievement as of Dec, 11	%
No. of Participants Trained in VO Management	Shikarpur	5,096	5,961	6,253	100
	Kashmore	3,771	4,412	4,541	100
	Jacobabad	2,400	2,042	2,194	100
Sub-Total		11,267	12,415	12,988	100
No. of Participants Trained in VO CIF Training	Shikarpur	5,096	4,743	4,657	98
	Kashmore	3,771	3,509	3,733	100
	Jacobabad	2,400	1,765	1,545	88
Sub-Total		11,267	10,017	9,935	99
VO Book Keeping Training (No of Pax)	Shikarpur	5,097	4,427	4,132	93
	Kashmore	3,771	3,476	3,732	100
	Jacobabad	2,400	1,844	1,656	90
Sub-Total		11,268	9,747	9,520	98
<b>Total VO Training</b>		<b>33,802</b>	<b>32,179</b>	<b>32,443</b>	<b>100</b>

The below given table shows the month wise progress of all VO trainings from July, 11 to Dec, 11

District wise Progress From July, 20 11 To December, 2011											
Activity	District	Targets	Achievement						Targets From July, 11 To Dec, 11	Progress From July, 2011 To Dec, 2011	%
		2011-12	July, 2011	Aug, 2011	Sept, 2011	Oct, 2011	Nov, 2011	Dec, 2011			
No. of Participants Trained in VO Management	Shikarpur	1,215	-	383	971	201	-	-	608	1,555	100
	Kashmore	899	87	193	594	106	-	-	450	980	100
Total		2,114	87	576	1,565	307	-	-	1,057	2,535	100
No. of Participants Trained in VO CIF Training	Shikarpur	1,215	-	382	971	10	-	-	608	1,363	100
	Kashmore	899	24	167	684	14	-	-	450	889	100
Total		2,114	24	549	1,655	24	-	-	1,057	2,252	100
VO Book Keeping Training (No of Pax)	Shikarpur	1,220	-	-	895	71	-	-	610	966	100
	Kashmore	902	19	188	746	68	22	-	451	1,043	100
Total		2,122	19	188	1,641	139	22	-	1,061	2,009	100
<b>G-Total</b>		<b>6,350</b>	<b>130</b>	<b>1,313</b>	<b>4,861</b>	<b>470</b>	<b>22</b>	<b>-</b>	<b>3,175</b>	<b>6,796</b>	<b>100</b>



## Local Support Organization

LSO is a formal body of Community Organization representatives, to continue and expand locally, on a permanent basis, the participatory development practices initiated. LSO is the apex body of the three tier social organization structure. This consists of a structure where male and female COs are federated at the village-level into a Village Organization (VO), which are then further agglomerated at the Union Council level. Union Council Based Poverty Reduction Programme uniqueness is CO/VO and LSO members are women only. In essence, the LSO is a membership organization of all COs/VOs of a particular Union Council. The VOs nominate at least two of their representatives in the General Body of their LSO; The General Body of the LSO then elects its Executive Committee. These bodies make and approve LSO bylaws. The LSO is then registered under any suitable law and thus it receives the status of a legal, formal and permanent civil society organization.

The main objectives of the Local Support Organization are;

- Provide a localized permanent institutional arrangement to scaling up social mobilization and organizing all the poor households through low cost measures, by the community activists and foster and nurture inclusive, democratic and accountable grass roots organizations of COs and VOs
- Facilitate development of household, village and UC level development plans in consultation with the local organized communities and supervise their implementation
- Provide an institutional facility to foster development linkages between service providers in government, NGO and private sector and the local organized communities
- Lobby to influence government's planning and policy formulation by strengthening civic participation in government planning cycle by actively engaging the local government and government line agencies in participatory development planning events and multi stakeholder consultation forum on local development plans
- Mobilize resources, both from internal and external sources to finance its operational cost and development plans, and
- Lobby government for higher allocations of budget for the poor and for more gender-sensitive budgets

After extension and 2<sup>nd</sup> revision of PC-1 this third tier of social mobilization has been added in the PC-1. As of December, 2011 a total of 27 Local Support Organizations has been formed in two district i-e Shikarpur & Kashmore. As of December, 11 the 64 members has been trained in management training.

Activity	District	Revised Project Targets	As of December, 2011		
			Targets as of Dec, 11	Achievement as of Dec, 11	%
Local Support Organizations Formed	Shikarpur	35	18	15	83
	Kashmore	25	12	12	100
<b>Total</b>		<b>60</b>	<b>30</b>	<b>27</b>	<b>90</b>



64 Local Support Organization's members have been trained till December, 2011 in the Managerial Skills and Book-Keeping

Activity	District	Revised Project Targets	As of December, 2011		
			Targets as of Dec, 11	Achievement as of Dec, 11	%
LSO members trained in Managerial skills, Book Keeping	Shikarpur	172	57	49	86
	Kashmore	128	42	15	36
<b>Total</b>		<b>300</b>	<b>99</b>	<b>64</b>	<b>65</b>

### LSOs Exposure Visits

Exposure visits are organized so that Community members living in one place can visit another location to observe and learn from the other community's development activities. The purpose of exposure visits is to learn from the experience of others outside your own community, by direct interaction because;

- The visiting groups take very seriously lessons which are learnt from people who live in similar circumstances to themselves.
- Learning takes place in a real life situation, which allows visiting groups to ask questions about the development activity being implemented and get first hand feedback.

It is practical, learning from experience (not theoretical) and often broader information exchanges take place between the two groups, beyond the core topic.

The below give table shows the visit venues where the women were visited and learned lot of new things which other women are doing.

Tentative Itinerary for LSO Members from SRSO		
December 22-25/12/2011		
Date	Activity	Visits
Thursday, 22 Dec	Arival At Mithi	
Fri, 23 Dec	Mithi	Training Station Mithi
	Village Organization	Village Bhakuo
	LSO	LSO Surhan Uc Bhakuo,
	Diplo	Meeting with Talka Incharge Diplo
	LSO	Meeting With LSO DAWN Uc Diplo
Sat, 24 Dec	Nagar Parker	Visit of Historical Places & TRDP Office
		Briefing about TRDP Programme & Projects
	VO	Meeting With VO Gareeb Sudhar Village Kasboo
Sun, 25th Dec	Chachro	Visit Taluka Office Chachro
		Briefing about TRDP Programme & Projects
	LSO/VO UCBPRP	Meeting with VO Tarh Hameer Village bhongio

In the connection of above exposure visit, as of December, 2012 a total of 28 members have been visited different VOs as well as LSOs.

Activity	District	Revised Project Targets	As of December, 2011		
			Targets as of Dec, 11	Achievement as of Dec, 11	%
LSO members to be sent on Exposure Visits	Shikarpur	103	33	25	76
	Kashmore	107	27	3	11
<b>Total</b>		<b>210</b>	<b>60</b>	<b>28</b>	<b>47</b>

### VOs/LSOs Linkages

Sustainable social and economic development depends on creating effective local organizations, horizontal linkages across sectors; after three years journey of VOs/LSOs in Social Mobilization the vertical linkages that enable grassroots influence on national policy-making have been created. Now VOs and LSOs are bridging organizations and their constituencies of various types (associations, networks, cross-sectoral partnerships, political coalitions, social movements) are playing very dynamic role in the villages. On the basis of these examples, it is argued that bridging organizations and their constituent networks are shaped by values and visions, their tasks, member diversity, and external threats. These local organizations have started to create horizontal linkages, increasing grassroots influence on policy, and disseminating new visions and organizational innovations. Few examples are below;

Name of Village Organization	Linkages
Ahmed Ali Bharchund	Dairy Sheds are being given to the VO by World Vision
Amir Bux Bakran	Open drainage CPIs given by World Vision
Rarhi Bharchund	Girls Primary School is given to the VO by UNICEF
Hamayun	IRC distributed Hygiene Kits
Abdul Rasheed Jaffari	Girls Primary School is given by Sindh Education Foundation
LSO Mehran UC Bhirkan	Linked a BDG with SABA Pakistan to enhance the business
LSO Mehran UC Bhirkan	SABA Pakistan arranged a workshop on Rilli Making and 23 women participated in the work shop
Jam Samano, Jami Qubo, Hazar Kahn Lashari, Allah Dad Jagerani	These four VOs linked with MAGNET and got 30 Latrines and one school was repaired and maintained
Mud Khoso Shaho Labano	Helpage International distributed different products for the support of old people among the VO members

### Promotion of Livestock Farming and Dairying as Enterprise for Poor Women (Next step for UCBPRP beneficiary members)

A number of poor women have been organized in three districts of UCBPRP programme, where there a huge potential exists for dairy co-operatives with three-tier structure viz. Mohla level a primary level organization village level a VO, and UC level and umbrella federations are being set up in different UCs

of SRSO Operation area as parts of the UC Base Poverty Reduction Programme of Government of Sindh. The basic infrastructure and social mobilization of community framework now exists and is ready for next step of enterprise and income generation.

**Progress:**

- Contract has been signed for the dairy farm, where UCBPRP keep the calves for few days and then will be distributed among the identified poor women
- Contract has been signed with a contractor who will buy the calves and will provide here in Sukkur at Farm
- A preliminary survey has been conducted for the rates of calves the detail of report is given below;

**Report on Market Rates of Calves**

S.No	Age	Weight	Rate in PK Rs	Remarks
1	0 to one month	10-15 kg	5000-6000	Under High Risk to survive
2	Six months	20 -30 kg	10000-12000	75 % breed shall survive
3	12 months	30-40 kg	12000-15000	100% survival
4	18 months	40 -60 kg	15000-20000	100% survival
5	24 months	60 -80 kg	20000-25000	100% survival

Further market rates vary due to availability of fodder in season, drought and other emergencies. According to market experts market rates during 3<sup>rd</sup> quarter of the financial year are on high side while during 1<sup>st</sup> and 2<sup>nd</sup> quarter of the financial year are on reasonable side. On the other hand survival of kids is on safe side during 3<sup>rd</sup> and 4<sup>th</sup> quarter of the financial year. Moreover, purchasing of big quantity will raise rates in the market. Besides, I found female kids in ample quantity to purchase in two markets i.e Halani and Ripri while two other markets were for goats and sheep. It is also general opinion of buffalo experts that rates have link of area. Because in Sindh District Dadu, Badin and Sukkur have unique variety namely Mehar Breed, Chambar Breed and Kundhi Breed respectively. These above three breeds have more value in the market than the other cross or Punjab breed.

**Enterprise with AHAN**

The project will include Capacity Building of the craft-persons, product development and its marketing strategies which will enable these marginalized women to have access to local, national and international markets leading product development, improvement in connections to value chain actors, input supplies, retailers and wholesalers.

**Progress:**

- The name of the shop “**Sartian Sangh Market fair**” has been finalized.
- The contract has been signed with contractor who designs the outlet and work is in process.
- The team of AHAN is working in the identified VOs/LSOs for the identification and selections of talented women by conducting different kinds of tests regarding the product finishing and knowledge.

### Income Generating Grant

The lower band of extremely poor or the poorest of the poor (PSC Category 0-11) consists of widows or people with chronic disabilities or do not have financial ability to meet the family/domestic needs. They lack productive assets and are dependent on others for even food and are therefore generally food strapped. Hence any financial assistance provided in cash is by and large consumed. Interested households (who fall in the PSC category of 0-11) express their wish of receiving a grant to their VO, in addition to it being stated in their MIP. The VO members approve those members who qualify for the grant and write a resolution to their local SMT.

- The basic objective of IGG is to provide in-kind grants for purchasing of Livestock, Agriculture and there are lots of examples in different VOs of households that have been able to graduate the next level.
- It ensures proper and productive use of grants and lots of IGG beneficiaries are able take CIF, which shows that they are now out of the box of the poorest of the poor in 0-11 band.

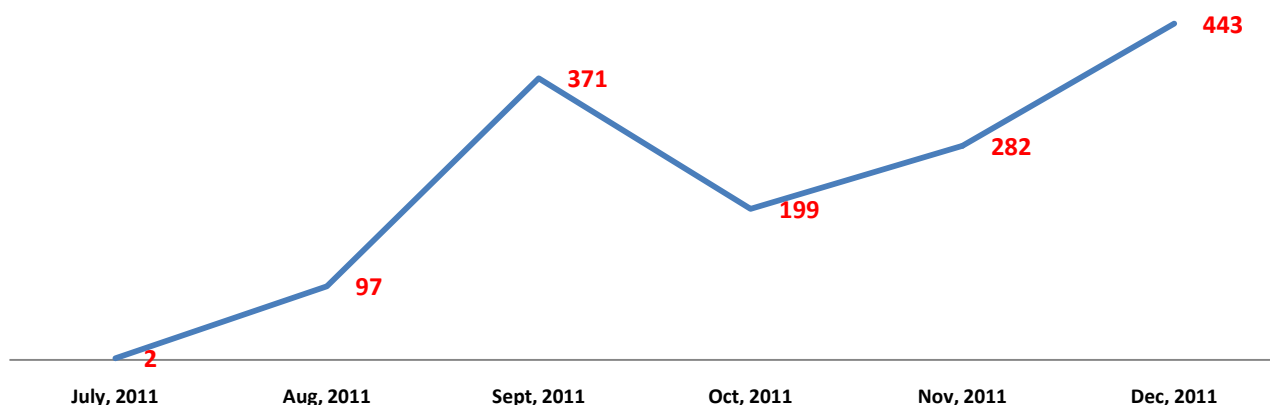
As of December, 2011 a total of 5,305 poor women members has been benefited from the Income Generating Grant, below given table portray the district wise position;

Activity	District	Revised Project Targets	As of December, 2011		
			Targets as of Dec, 11	Achievement as of Dec, 11	%
Households to be Given IGG	Shikarpur	3,668	2,670	2,627	98
	Kashmore	2,715	1,976	1,678	85
	Jacobabad	1,573	520	1,000	100
<b>Total</b>		<b>7,956</b>	<b>5,166</b>	<b>5,305</b>	<b>100</b>

After revision of targets/PC-1 of district Shikarpur & Kashmore the month wise and district wise IGG detail is below;

District wise Progress From July, 20 11 To December, 2011												
Activity	District	YPO	Achievement							Targets From July, 11 To Dec, 11	Progress From July, 2011 To Dec, 2011	%
		2011-12	July, 2011	Aug, 2011	Sept, 2011	Oct, 2011	Nov, 2011	Dec, 2011				
Households to be Given IGG	Shikarpur	1,995	2	76	240	163	166	291	998	938	94	
	Kashmore	1,477	-	21	131	36	116	152	739	456	62	
<b>Sub-Total</b>		<b>3,472</b>	<b>2</b>	<b>97</b>	<b>371</b>	<b>199</b>	<b>282</b>	<b>443</b>	<b>1,736</b>	<b>1,394</b>	<b>80</b>	

**Month wise Progress (District Shikarpur & Kashmore  
IGG)**



The below given table portrays the progress v/s targets of the PC-1 of IGG. The monthly required run rate is 442 in three districts.

Activity	District	Revised Project Targets	Achievement as of Dec, 11	Remaining Targets	Monthly Required Run Rate
Households to be Given IGG	Shikarpur	3,668	2,627	1,041	174
	Kashmore	2,715	1,678	1,037	173
	Jacobabad	1,573	1,000	573	96
Sub-Total		7,956	5,305	2,651	442

**Community Investment Fund**

CIF is a cost-effective fund managed by the community to provide the microfinance services to the poor and poorest women, particularly in the areas which are relatively underserved by the MFIs. It is a fund which is owned, run and managed by the poor and poorest women and their own organizations, i.e. the beneficiaries themselves. It focuses specifically on the poorest households through female community organizations by giving them access to microfinance, while at the same time increasing their levels of empowerment, confidence and skills. Essentially, CIF is based upon and linked to the three-tier social organization framework of Community Organizations, their agglomeration into Village Organizations and finally agglomeration at the Union Council-level in a Local Support Organization. Members of COs are encouraged to mobilize their own savings and, as these build up, to use them for internal lending purposes, hence complementing CIF resources. The overarching objective of CIF is to reduce the levels of poverty in rural areas through strong institutions of the poor and the poorest women.

This can be achieved by:

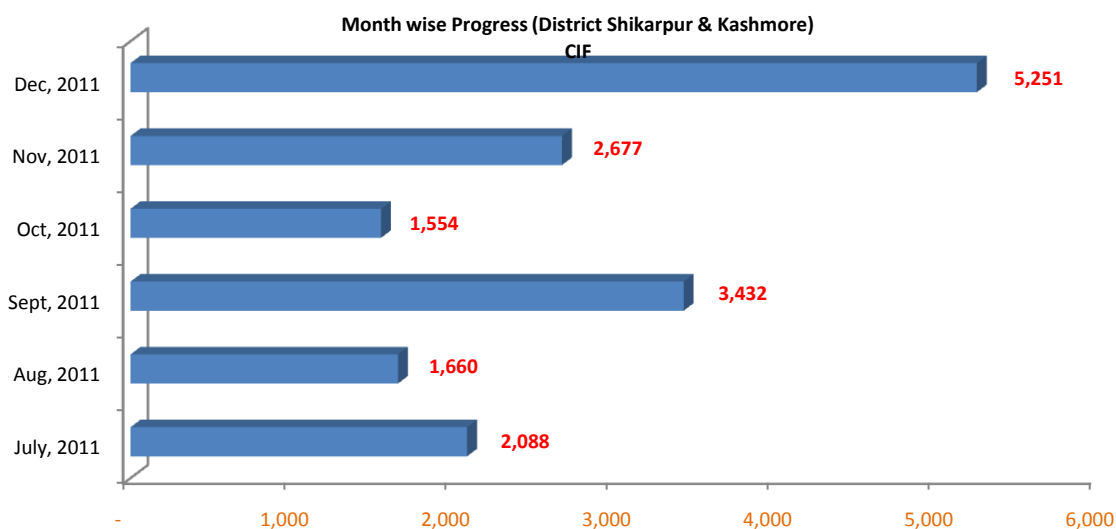
- Building their productive assets &
- Improving their leadership and management skills

As of December, 2011 a total of 70,058 poor women members of COs & VO's have been benefited from this dynamic product of the Programme. Below given table shows the district wise progress as well as beneficiaries of Community Investment Fund.

Activity	District	Revised Project Targets	As of December, 2011		
			Targets as of Dec, 11	Achievement as of Dec, 11	%
Households to be Given CIF	Shikarpur	44,607	35,035	33,508	96
	Kashmore	33,010	25,752	27,456	100
	Jacobabad	10,131	11,176	9,094	81
<b>Total</b>		<b>87,748</b>	<b>71,963</b>	<b>70,058</b>	<b>97</b>

After revision of targets/PC-1 of district Shikarpur & Kashmore the month wise and district wise CIF detail is below;

District wise Progress From July, 20 11 To December, 2011												
Activity	District	YPO	Achievement							Targets From July, 11 To Dec, 11	Progress From July, 2011 To Dec, 2011	%
		2011-12	July, 2011	Aug, 2011	Sept, 2011	Oct, 2011	Nov, 2011	Dec, 2011				
Households to be Given CIF	Shikarpur	19,147	1,146	1,144	2,000	1,388	1,432	1,590	9,574	8,700	91	
	Kashmore	14,168	942	516	1,432	166	1,245	3,661	7,084	7,962	100	
<b>Total</b>		<b>33,315</b>	<b>2,088</b>	<b>1,660</b>	<b>3,432</b>	<b>1,554</b>	<b>2,677</b>	<b>5,251</b>	<b>16,658</b>	<b>16,662</b>	<b>100</b>	



The below given table portrays the progress v/s targets of the PC-1 of CIF. The monthly required run rate is 2,948 in three districts.

Activity	District	Revised Project Targets	Achievement as of Dec, 11	Remaining Targets	Monthly Required Run Rate
Households to be Given CIF	Shikarpur	44,607	33,508	11,099	1,850
	Kashmore	33,010	27,456	5,554	926
	Jacobabad	10,131	9,094	1,037	173
Total		87,748	70,058	17,690	2,948

### CIF Re-disbursement

VOs have started to re-disburse the CIF among the deserving members according to the set procedures. Members have started to understand the importance of revolving CIF money. Ultimately they earn more due to the circulation of loans. The below given table portrays the detail of CIF Re-disbursement

Detail of CIF Cycle as of December, 2011							
CYCLE-1	District Shikarpur			District Kashmore			Total
	As of November, 11	Dec, 11	Cumulative as of Dec, 11	As of November, 11	Dec, 11	Cumulative as of Dec, 11	
Amount Disbursed	281,861,575	22,020,000	303,881,575	207,120,884	4,800,500	211,921,384	515,802,959
No. of VOs	1,202	67	1,269	834	114	948	2,217
No. of Cos	3,480	239	3,719	1,563	289	1,852	5,571
No. of Beneficiaries	31,918	1,590	33,508	23,795	3,661	27,456	60,964
Amount Recovered	111,374,306	10,472,158	121,846,464	73,029,452	2,761,000	75,790,452	197,636,916
No. of Beneficiaries returned CIF	12,847	1,636	14,483	8,068	287	8,355	22,838
<b>CYCLE-2</b>							
Amount Disbursed	34,544,800	8,125,000	42,669,800	17,894,300	2,101,000	19,995,300	62,665,100
No. of VOs	274	67	341	117	19	136	477
No. of Cos	1,213	233	1,446	322	12	334	1,780
No. of Beneficiaries	3,647	927	4,574	1,997	221	2,218	6,792
Amount Recovered	1,886,360	71,000	1,957,360	-	-	-	1,957,360
No. of Beneficiaries returned CIF	184	8	192	-	-	-	192
<b>CYCLE-3</b>							
Amount Disbursed	1,886,360	71,000	1,957,360	-	-	-	1,957,360
No. of VOs	3	1	4	-	-	-	4
No. of Cos	19	2	21	-	-	-	21
No. of Beneficiaries	178	8	186	-	-	-	186
Amount Recovered	-	-	-	-	-	-	-

### Symbol of Courage



The Baloch family rarely comes outside of their homes because of rigid traditions and cultural values. Thus, it is very impressive Social Mobilization of UCBPRP that a disabled woman took a bold step to achieve a vocational skills training to eradicate the concept of disability, even during daily outback from the Training Centre she faced lot of difficulties but she never lost confidence; consequently, Ms Ubaida W/O Ghulam Nabi Golo achieved her milestone and proved for other disable women that everything is possible but determination is must she became an example in the society. Currently she earns more than PKR 200/= daily which is a good amount for her as well as for family now she has started to see the dreams to give education to her little children and again she was committed.

### Vocational Training

In the target districts poor women with poverty ranking from 0-18 receive scholarships in the form of vocational training. The following criteria are considered by screening staff:

- Marginalized rural poor from the target districts
- Underprivileged women
- Persons with disabilities (PWD) who can become active members of the society
- Other marginalized segments

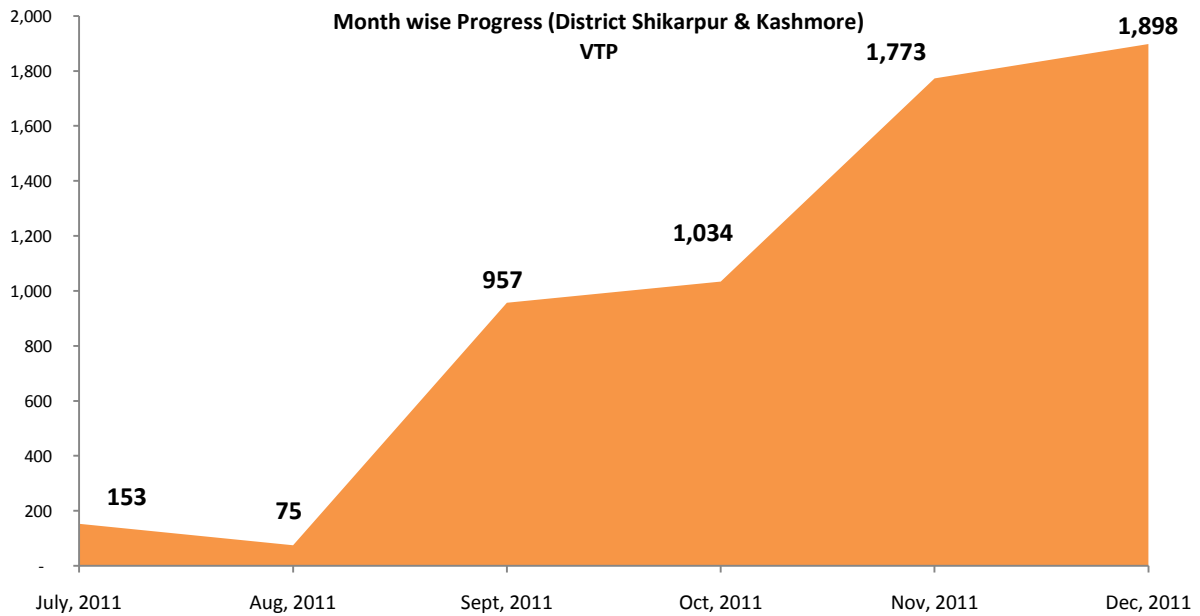
As of December, 2011 a total of 25,753 poor women and men have been trained in different trades in three districts.

Activity	District	Revised Project Targets	As of December, 2011		
			Targets as of Dec, 11	Achievement as of Dec, 11	%
Households to be Given Scholarship for VTP	Shikarpur	14,478	11,393	11,596	100
	Kashmore	10,713	8,429	8,728	100
	Jacobabad	5,811	4,722	5,429	100
<b>Total</b>		<b>31,002</b>	<b>24,544</b>	<b>25,753</b>	<b>100</b>



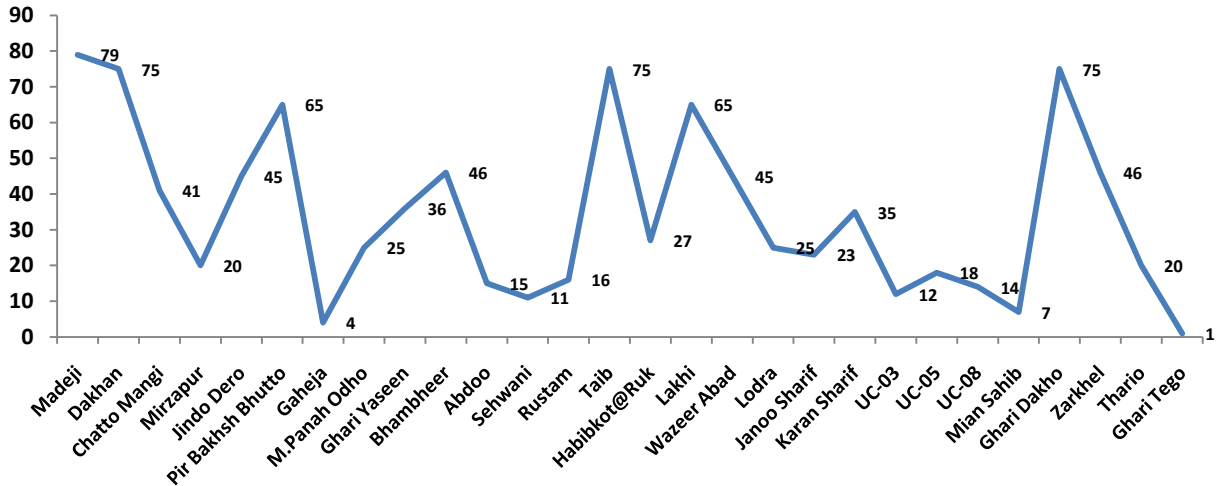
After revision of targets/PC-1 of district Shikarpur & Kashmore the month wise and district wise VTP detail is below;

Activity	District	YPO	Achievement								Targets From July, 11 To Dec, 11	Progress From July, 2011 To Dec, 2011	%
		2011-12	July, 2011	Aug, 2011	Sept, 2011	Oct, 2011	Nov, 2011	Dec, 2011					
Households to be Given Scholarship for VTP	Shikarpur	6,170	44	64	657	794	1,018	966	3,085	3,543	100		
	Kashmore	4,565	109	11	300	240	755	932	2,283	2,347	100		
<b>Total</b>		<b>10,735</b>	<b>153</b>	<b>75</b>	<b>957</b>	<b>1,034</b>	<b>1,773</b>	<b>1,898</b>	<b>5,368</b>	<b>5,890</b>	<b>100</b>		

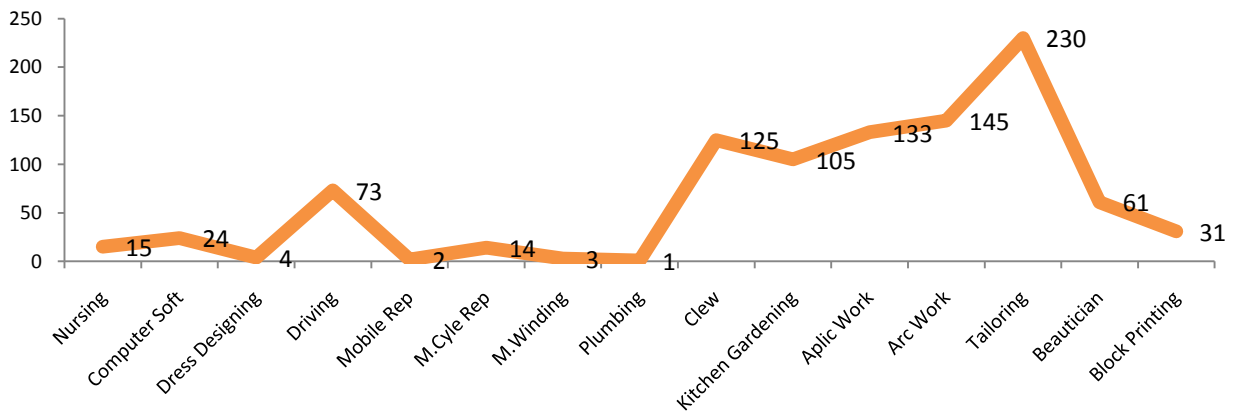


**UC & Trade wise Vocational Training during the month of Dec, 2011  
District Shikarpur**

The below cumulative summary shows that district Shikarpur is on 93 % (percentage) in achieving the targets as of December 2011. The following graphical illustration shows the union council wise analysis where UC Dakhan comes on top position such as 79 VTP trainees were trained.

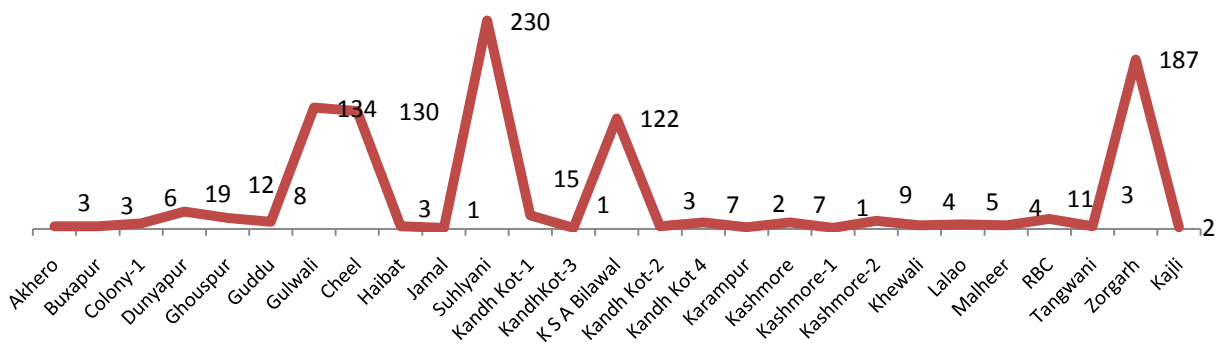


The following shows the trade wise sending participants in different vocational training institutions established in fields, Sukkur, Rawalpindi, and Azakel & Islamabad.

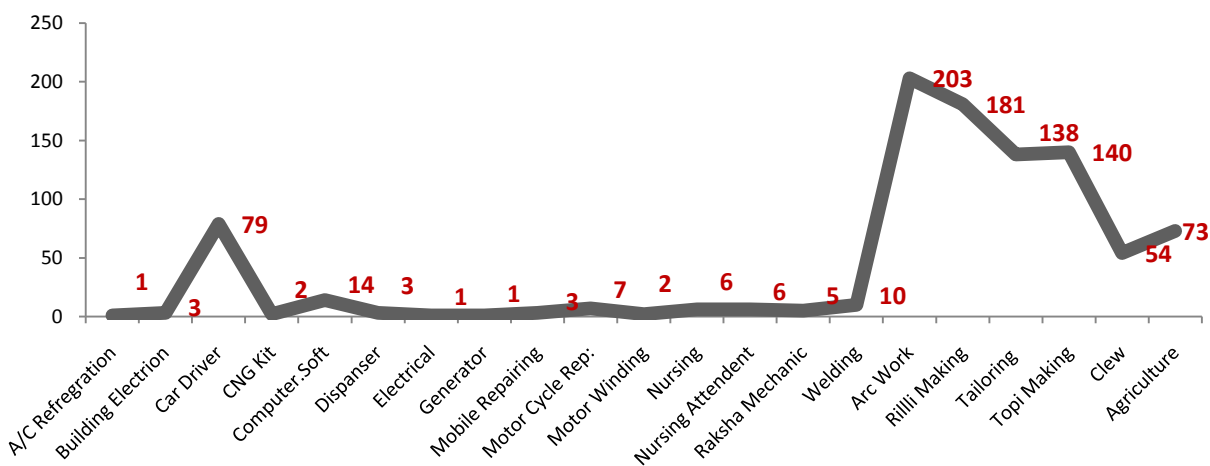


**UC & Trade wise Vocational Training during the month of Dec, 2011  
District Kashmir**

The above cumulative summary shows that district Kashmir @ Kandhkot is on 101 % (percentage) in achieving the targets as of November 2011. The following graphical illustration shows the union council wise analysis where UC Sulyani 230, Zoorgarh 187, Cheel 134, Habit 130 & Kandhkot- II 122 run on top curve positions in monthly VTP achievements.

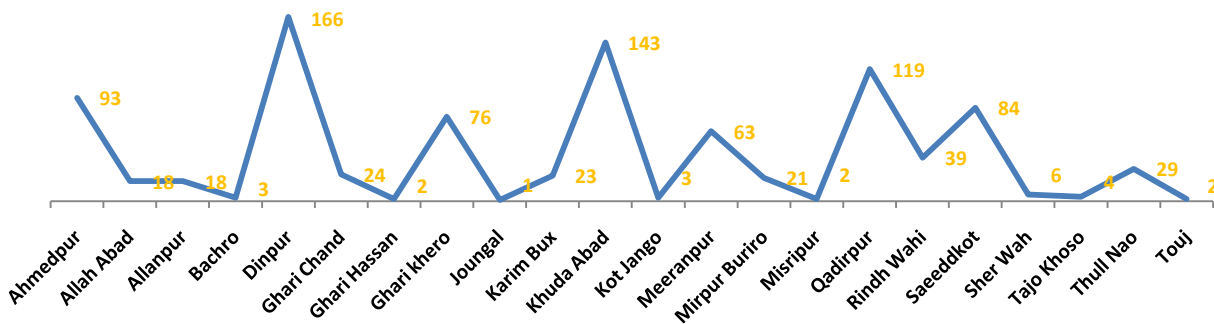


The following shows the trade wise sending participants in different vocational training institutions established in fields, Sukkur, Rawalpindi, and Azakel & Islamabad.

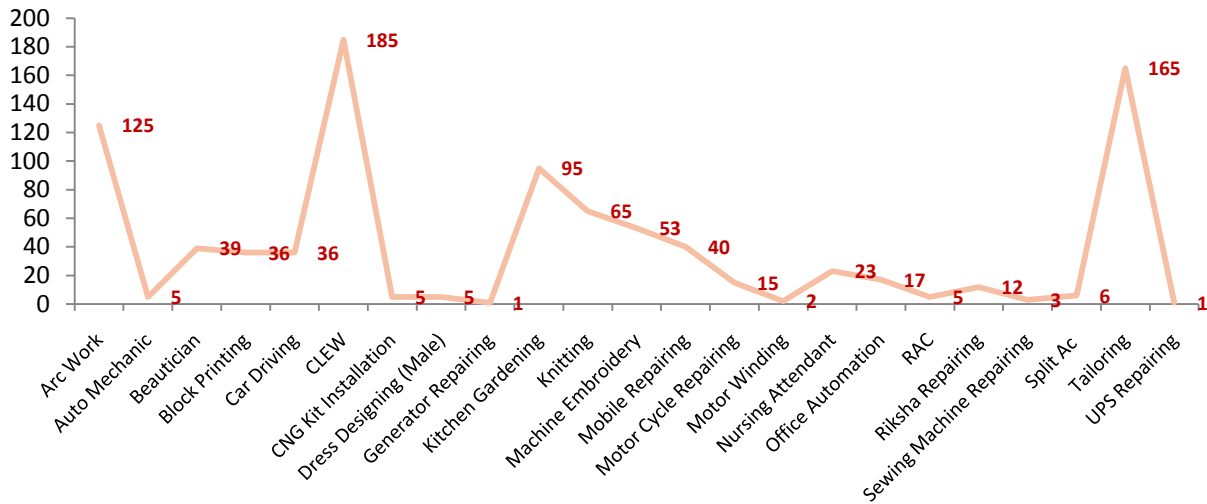


**UC & Trade wise Vocational Training during the month of Dec, 2011  
District Jacobabad**

The above cumulative summary shows that district Jacobabad is on 121 % (percentage) in achieving the targets as of December 2011. The following graphical illustration shows the union council wise analysis where UC Dinpur, Khuda abad, & Qadir Pur come on top position in district Jacobabad.



The following shows the trade wise sending participants in different vocational training institutions established in fields, Sukkur, Rawalpindi, and Azakel & Islamabad.



**A new initiative in Vocational Training  
Community Livestock Extension Worker (CLEW)  
Training under UCBPRP (GoS)**

The major and more important component of UCBPRP is Vocational Training Programme is being jointly implemented by SRSO in arrange to provide opportunities for self-employment. The identification of trainees for a very poor household, the impact is extremely significant as it is the difference between one ageing hand feeding several mouths and several hands feeding considerably less mouths. In order to instill these highly respected skills within poor households with a PSC score ranging from (0-18). After that social Organizer explaining the vocational training programme and then village organization members decide that send a young grown person male or female for vocational training. They are identified for the trainings to develop their skills in different trades. Those recommended are also sent to Islamabad, Sukkur or vocational field training centers especially for females who were not able to travel other district. After completion of vocational training, the participants link with CIF/IGG or post training utilization by male & female BDO respectively.



Keeping in view the domestic animal rearing participation of women the UCBPRP has initiated the Community Livestock Extension Worker (CLEW) training in district Shikarpur, Kashmore@Kandkot & Jacobabad. (MOU) with Agricultural Technical Institute (ATI) was signed which provided the master trainers and they are certified those participants which is trained in CLEW training. Livestock in Sindh is mainly infected with various diseases due to need of awareness of timely vaccination and its benefits. This training was start in village Mohammad Salah Golo U/C Zoorgarh, taulka Kandhkot district Kashmore@Kandkot. In that training participants found on selected villages such as Mohammad Salah Golo, Abdul Kareem Domki, Kamal Golo, Hebat Golo, Lal Din Golo, Soomra Mohalla and Sundra Golo. All Selected rural women livestock farmers were provided trainings, recommended in training of CLEW for one month (30) days. The 10 days is indoor training & 20 days is practical attachment with Form at

district Kandhkot. The training was entirely practical and conducted at selected village & field attachment government forms, undertaken mainly on their own and the animals of their community. Master trainer Dr. Mohammad Mousa Ujjan was briefed about the on- going CLEW training. The overall training was to impart the animal health care production, first aid cases, animal vaccination, basic measures & management skills and including entrepreneur's skills at village level. Livestock Healthcare & Prevention is Common diseases HS, PPR, ET, Mastitis, Ecto parasites, Vaccination, immunization, drenching, surf test, Backyard Poultry, Poultry Feeding, Diseases & control. Above all, is about CLEW is helped deprived and marginalized rural women to stand shoulder to shoulder with her male family members. She has now voice and choice in her family decisions that is need of our society. At the end of training we conduct the closing ceremony and there were distributed certificates with kit of CLEW among there participants.

### Business Development Services

Business Development Services (BDS) are generally defined as:

The services that improve the performance of the enterprise, its access to markets and its ability to compete are valuable. The definition of business development service includes an array of business services such as training, consultancy, marketing, information, technology development and transfer, business linkage promotion, etc. both strategic medium to long term issues that improve performance and operational day-to-day issues. BDS are designed to serve individual businesses, as opposed to the larger business community.

Key areas of on-going intervention include the following:

- Business Development Officer:
- Business Development Groups:
- Market Linkages:

#### Business Development Officer

The position of business development officer is crystal clear from its working relationship with employee and employers. BDO is the main key player who creates an atmosphere in terms of business development for the trainees who wait for the opportunity after getting vocational trainings. BDO takes initiatives to meet the employers in the market and negotiates the dialogue in order to engage the trainees so that they may earn their livelihood and improve their way of living. This is the process through which trainees use their skill in the better interest of their livelihood and earn their bread and butter to spend their life in smooth way as it has been the goal of the UCBPRP and all its stakeholders

#### Business Development Groups

Business development groups are consisted of the female trainees who wish to work on the wages to earn some amount of money by utilizing their skill. Thus, such groups are made by the efforts of Business Development Officer to take orders from the market to keep them busy in the work so that they may make some earning. In this way, trainees do not live free and start utilizing their skill to reduce their poverty and improve their condition of living. This is very appreciable that many BDGs have been created which are working with the markets and producing their financial resources to meet their basic fundamental needs. The future of BDGs is very bright because they are getting more orders from the markets as they have been given appreciation from all around about their work



## Market Linkages

Market linkages are the way to build a marketing chain from producers to consumers which is created by the Business Development Officer. Key to their learning is the development and exchange of their local experiences and good practices learnt in the trainings. Trainees separated by large distances are linked in a market so as to work in proper manners by utilizing their expertise to earn a chunk of money for their basic needs. It is a golden opportunity to give rural people an access to the market linkages as to facilitate them in terms of learning to improve market linkages. It generates good amount of money for the workers to develop good practices for market linkages in an effective way. Thus, it is crystal clear that those who live and work in the same place to engage in a virtual knowledge of working with markets in order to improve their own activities and realize their future visions

### Community Physical Infrastructure

The project is providing 50% of the villages in its rural Union Councils with grants up to Rs.250,000 per Village Organization to complete missing infrastructure facilities such drinking water and sanitation. This intervention is working in two ways. One, it providing guaranteed employment opportunity to the poor thereby offering a "guaranteed employment scheme through community physical infrastructures and is in addition also improving the prevailing situation in the targeted villages. Since the community is being organized through social mobilization, implementation of these schemes is community driven and no contractor is involved. In addition, as in other SRSO implemented CPIs, the entire post completion O&M costs is being borne by the community thus resulting in savings on capital as well as future O&M costs CPI Schemes i-e Drainage and Brick Pavement is being carried out in the 43 villages where through village rehabilitation programme after flood. Under the project, 50% of the villages having a VO are to be given one scheme of Community Physical Infrastructure (CPI), which may include sanitation and drinking water supply as a grant. 40 CPIs will be completed till June, 2011

Activity	District	Revised Project Targets	As of December, 2011		
			Targets as of Dec, 11	Achievement as of Dec, 11	%
Villages to be Given Drinking Water Supply	Shikarpur	460	461	421	91
	Kashmore	341	342	340	99
	Jacobabad	300	106	-	-
<b>Total</b>		<b>1,101</b>	<b>909</b>	<b>761</b>	<b>84</b>

The below given table portrays the monthly required run rate of drinking water supply schemes

Activity	District	Revised Project Targets	Achievement as of Dec, 11	Remaining Targets	Monthly Required Run Rate
Villages to be Given Drinking Water Supply	Shikarpur	460	421	39	7
	Kashmore	341	340	1	0
	Jacobabad	300	-	300	50
<b>Total</b>		<b>1,101</b>	<b>761</b>	<b>340</b>	<b>57</b>

### Low Cost Housing

Shelter support is being provided in terms of Low Cost Houses to households that require shelter, by providing required technical and material support up to Rs.60, 000/- to rural households that are in the 0-11 PSC category in each District.

Shelter support is being provided in terms of Low Cost Houses to the extremely poor households who live in thatched huts and require shelter. Above table shows that from Feb, 09 to June, 11, 4,105 houses had been constructed but after extension it was decided to stop the Low Cost Houses Programme because already Government of Sindh 7,000 Shelter/Two room house has been provided through the village rehabilitation programme in the districts.

Activity	District	Revised Project Targets	As of December, 2011		
			Targets as of Dec, 11	Achievement as of Dec, 11	%
Low Cost Housing Scheme	Shikarpur	3,128	3,127	2,609	83
	Kashmore	2,314	2,315	1,394	60
	Jacobabad	2,000	130	130	100
<b>Total</b>		<b>7,442</b>	<b>5,572</b>	<b>4,133</b>	<b>74</b>

The below given table portrays the monthly required run rate of low cost housing schemes

Activity	District	Revised Project Targets	Achievement as of Dec, 11	Remaining Targets	Monthly Required Run Rate
Low Cost Housing Scheme	Shikarpur	3,128	2,609	519	87
	Kashmore	2,314	1,394	920	153
	Jacobabad	2,000	130	1,870	312
<b>Total</b>		<b>7,442</b>	<b>4,133</b>	<b>3,309</b>	<b>552</b>

### Micro Health Insurance and Social Protection

SRSO has taken an initiative to provide Micro Health Insurance cover to the communities through Cos in the largest area of 9 districts of Sindh. The initiative aims to improve poor people's access to affordable high quality health services; SRSO has started MHI with the collaboration of Adamjee Insurance Company Ltd.

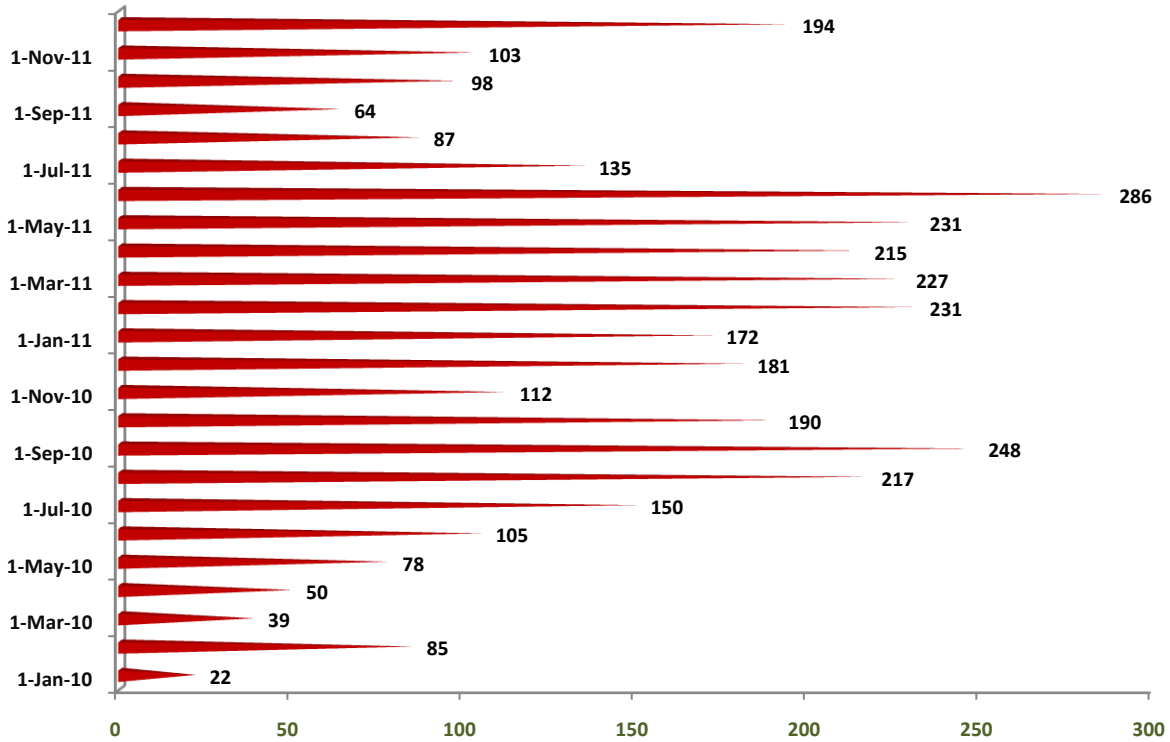
The Micro health insurance package allows all family members irrespective of age to avail hospitalization, accident and disability insurance for up to 25,000 each for day care, diagnostic services, and hospitalization (for more than 24 hours' stay) and obstetric care. This social safety net measure is being provided to households that are in the 0-18 poverty band in order to pre-empt health accidents which result in reversal of the poverty alleviation efforts because households fall into vulnerability and poverty when one of their family members gets hospitalized. The package also includes an accidental cover (disability compensation) and financial support of a sum of Rs.25000/ as Funeral Charges in case of death of a breadwinner of the family

**Month Wise Trend as of December,2011 District Shikarpur & Kashmore**

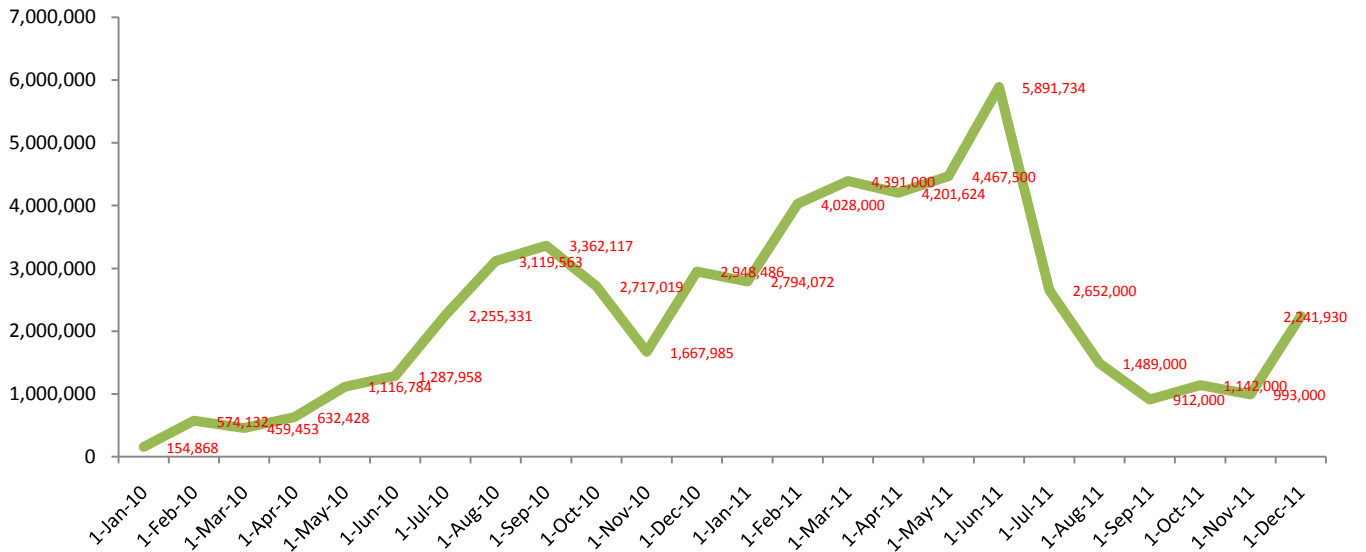
<b>Month</b>	<b>No: of Patients Treated</b>	<b>Approved/Claimed Amount</b>
31-Jan-10	22	154,868
28-Feb-10	85	574,132
31-Mar-10	39	459,453
30-Apr-10	50	632,428
31-May-10	78	1,116,784
30-Jun-10	105	1,287,958
31-Jul-10	150	2,255,331
31-Aug-10	217	3,119,563
30-Sep-10	248	3,362,117
31-Oct-10	190	2,717,019
30-Nov-10	112	1,667,985
31-Dec-10	181	2,948,486
31-Jan-11	172	2,794,072
28-Feb-11	231	4,028,000
31-Mar-11	227	4,391,000
30-Apr-11	215	4,201,624
31-May-11	231	4,467,500
30-Jun-11	286	5,891,734
31-Jul-11	135	2,652,000
31-Aug-11	87	1,489,000
30-Sep-11	64	912,000
31-Oct-11	98	1,142,000
30-Nov-11	103	993,000
31-Dec-11	194	2,241,930
<b>Total</b>	<b>3,520</b>	<b>55,499,984</b>



### No. of Patients Treated



### Approved/Claimed Amount

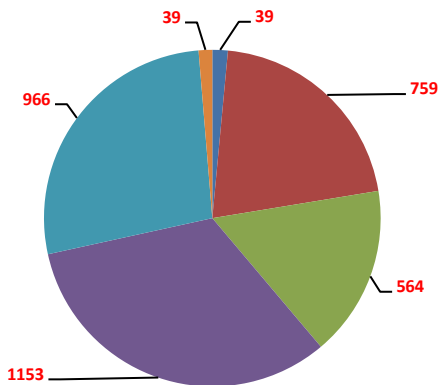


## Age wise Number of patients treated

**Age wise treated patients as of December,2011  
District Shikarpur & Kandhkot**

AGE	Number of patients
1 year	39
2-10 year	759
11-20 year	564
21-40 year	1153
41-70 year	966
71-90 year	39

**Age wise number of patients treated**



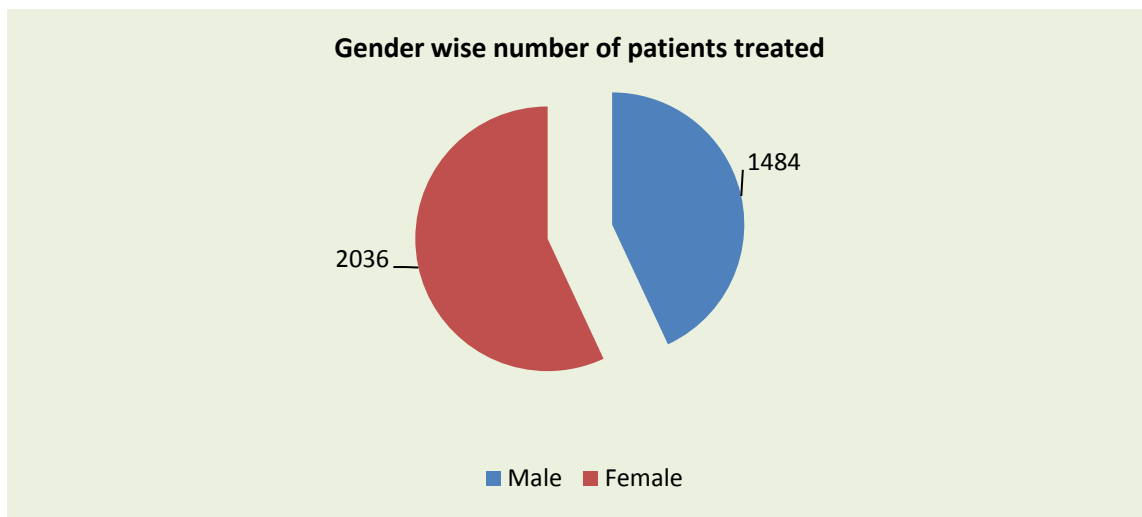
■ 1 year   
 ■ 2-10 year   
 ■ 11-20 year   
 ■ 21-40 year   
 ■ 41-70 year   
 ■ 71-90 year

- 0-1 year age 39 patients treated from different Panel hospitals
- 2-10 year age 759 Patients treated from different Panel hospitals
- 11-20 year age 564 patients treated from different panel hospital in different disease
- 21-40 year age 1,153 patients treated
- 41-70 year age 966 patients treated
- 71-90 year age 39 patients treated

### Gender Wise Claims

The below given graph shows the status of gender wise patients who have been treated as of December, 2011. The 1,484 male patients and 2,036 patients are female, who has been availed the Social Health Protection facility during the reporting period.

<b>Gender wise number of patients treated as of December,2011</b>	
<b>District Shikarpur &amp; Kashmore</b>	
Male	Female
1484	2036

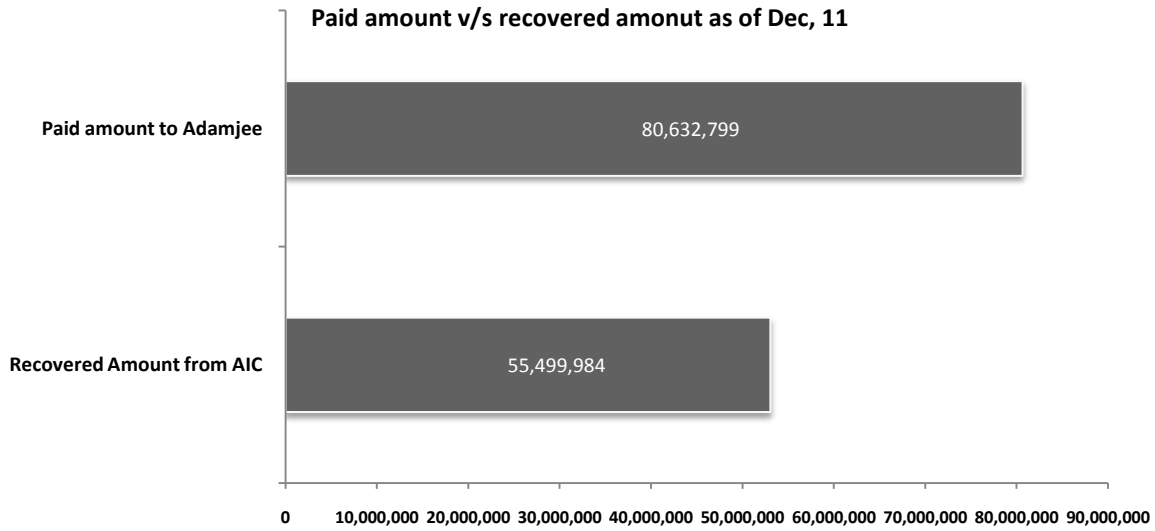


- 1,484 Male treated in different diseases in different panel hospitals
- 2,036 Female treated in different diseases in different panel hospitals

### Paid V/S Recovered amount

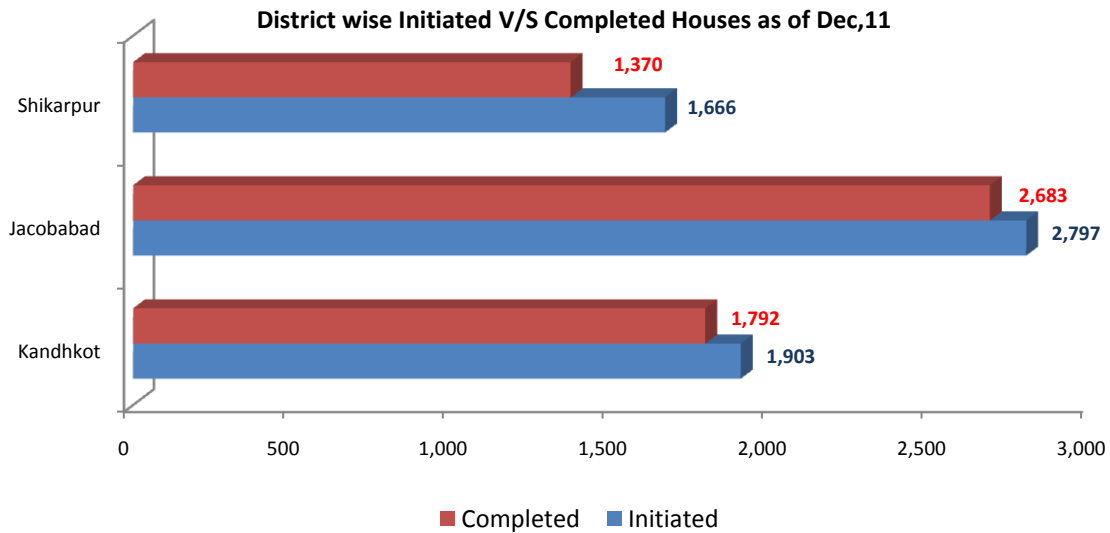
The below given table as well as chart shows that SRSO paid 80,632,799 to Adamjee for the Health Insurance of Poor people of Districts Shikarpur & Kashmore, hence it is also mentioned that Recovered Amount is 55,499,984 from Adamjee against the treatment of 3,520 patients of both Districts.

<b>Paid Amount VS Recovered Amount as of December, 2011</b>		
<b>District Shikarpur &amp; Kashmore</b>		
Patients Treated	Recovered Amount from AIC	Paid amount to Adamjee
3,520	55,499,984	80,632,799



**Village Rehabilitation Programme**

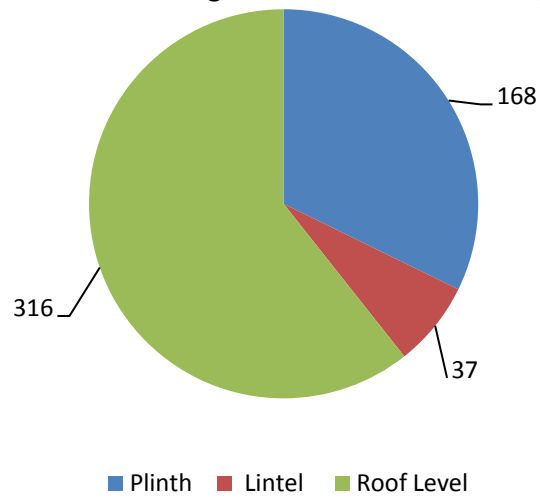
VRP Progress as of Dec, 2011				
District	Target	Initiated	Completed	Under Construction
Kandhkot	2,130	1,903	1,792	111
Jacobabad	3,070	2,797	2,683	114
Shikarpur	1,800	1,666	1,370	296
<b>Total</b>	<b>7,000</b>	<b>6,366</b>	<b>5,845</b>	<b>521</b>



### Status of remaining initiated houses

District	Total Initiated House	Plinth	Lintel	Roof Level
Kandhkot	111	26	1	84
Jacobabad	114	22	9	83
Shikarpur	296	120	27	149
<b>Total</b>	<b>521</b>	<b>168</b>	<b>37</b>	<b>316</b>

### Status of remaining initiated houses as of Dec, 11



### Village wise detail of Houses District Kashmore

Village Name	Total houses initiated	Completed	Under Construction
Qias Bhayio	213	213	0
Abdul Qadir Chachar	267	261	6
Noor Hasan Sabzoi	200	157	43
Markh Bhayo	192	186	6
Mehran Bijarani	217	215	2
KhawandBux Bahlkani	111	111	0
Master Sayano Ogahi	227	225	2
Village Tori	123	81	42
Hamzoo Oghahi	96	87	9
Shairalabad	184	183	1
Rasool Bux Bahlkani	73	73	0
<b>Total</b>	<b>1,903</b>	<b>1,792</b>	<b>111</b>

### Village wise detail of Houses District Jacobabad

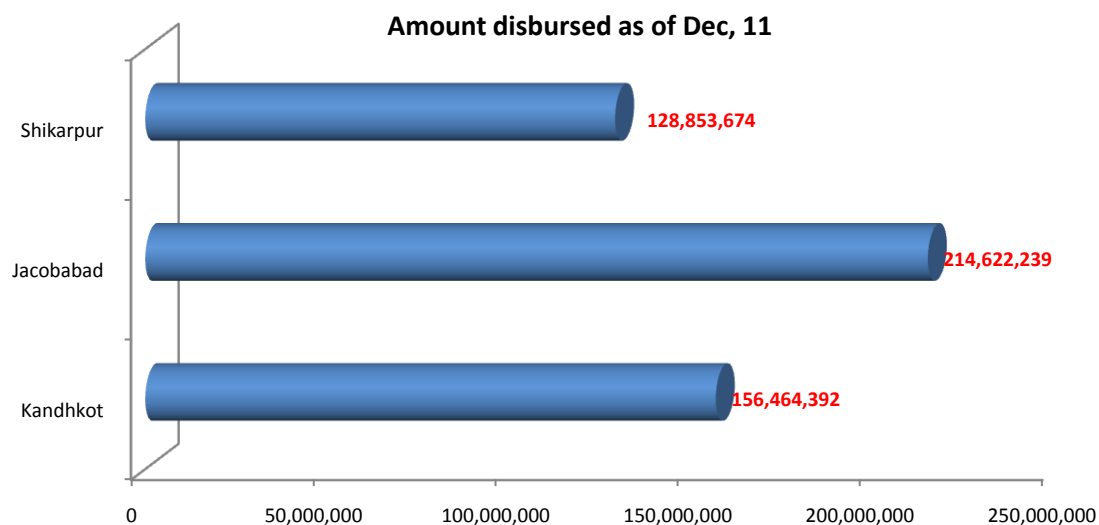
Village Name	Total houses initiated	Completed	Under Construction
Ranjhapur	210	210	0
Lal Bux Bhugio	150	144	6
Sheranpur	137	95	42
Ali Pur	121	118	3
Hassanabad	155	155	0
Allah Bux Brohi	77	77	0
Bangul Khan Khoso	102	102	0
Joungal	311	300	11
Shaikh Muhammad	151	146	5
Khanan Dari	145	138	7
Ahmed Mian Soomro ( Part : 1)	161	157	4
Allah Rakhyo Colony	365	350	15
Khuda Bux Khanbhro	98	94	4
Mazari wah	195	188	7
Mohammad Khan Banglani	98	97	1
Dodo Khan Lashari	101	99	2
Haji naseer Mohd brohi	160	155	5
Rajab ali Pahore	60	58	2
<b>Total</b>	<b>2797</b>	<b>2,683</b>	<b>114</b>

### Village wise detail of Houses District Shikarpur

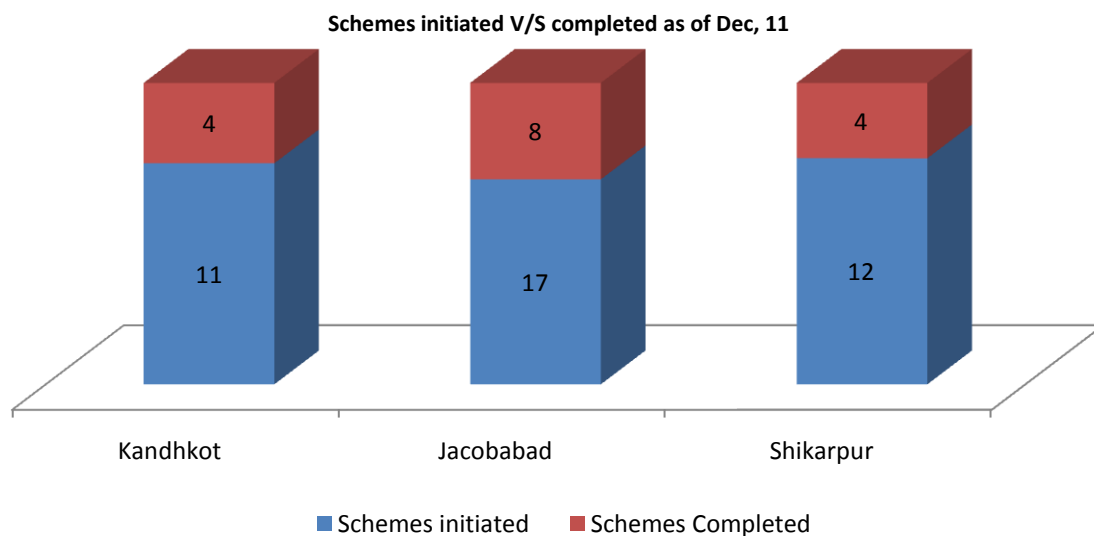
Village Name	Total houses initiated	Completed	Under Construction
Salar Marfani	250	96	154
Fateh Pur	96	95	1
Peer Bux Bhund	52	44	8
Jaggan	220	200	20
Chodio Sadhayo	66	61	5
Ismail Khan Sundurani	151	128	23
Ghulam Hussain Jafferri	167	103	64
Tiloo Pahore	114	113	1
Mangria wahi	69	67	2
Budho Buriro	115	114	1
Kundho Unar	90	83	7
Sadullah Nappar	121	117	4
Village Allwadhayo Chachar	49	49	0
Village Muhro Mari	106	100	6
<b>Total</b>	<b>1,666</b>	<b>1,370</b>	<b>296</b>

## Financial Status of Programme

Name of District	As of Dec, 2011 Disbursement	
	Number of Cheques Distributed	Cumulative Disbursement in PKR
Kandhkot	1,903	156,464,392
Jacobabad	2,782	214,622,239
Shikarpur	1,666	128,853,674
<b>Total</b>	<b>6,351</b>	<b>499,940,305</b>



Status of Schemes as of December, 11								
Name of District	Survey of Schemes	Schemes Estimation	Schemes initiated	Estimated Cost	Amount Disbursed	Schemes Completed	Latrines	Hand Pumps
Kandhkot	11	11	11	61,270,860	30,253,292	4	1,444	637
Jacobabad	17	17	17	88,381,650	65,500,000	8	1,550	1015
Shikarpur	14	14	12	60,714,259	33,237,380	4	694	689
<b>Total</b>	<b>42</b>	<b>42</b>	<b>40</b>	<b>210,366,769</b>	<b>128,990,672</b>	<b>16</b>	<b>3688</b>	<b>2341</b>



Physical progress status of Sanitation Schemes as of Dec, 11							
UC	Name of Village	Type of scheme	Sub Type of Scheme	Approved cost (Rs:)	Amount Disbursed	Completion Month	Physical Progress (%)
<b>District Kandhkot</b>							
Ghouspur	Master Siano Ogahi	Sanitation	Open drain	3,884,371	3,200,000	11-Oct	100%
Haibat	Tori	Sanitation	Open drain	4,819,887	3,700,000	-	0
Dari	Mark Bhayo	Sanitation	Open drain	4,585,550	4,575,060	11-Oct	100%
Haibat	Abdul Qadir Chachar	Sanitation	Open drain	7,463,294	5,700,000	11-Oct	100%
Haibat	Qayas Bhayo	Sanitation	Open drain	6,820,557	6,778,232	11-May	100%
Haibat	Sheralabad	Sanitation	Open drain	9,866,851	2,500,000	-	40%
Malheer	Noor Hassan Sabzoi	Sanitation	Open drain	4,966,593	2,500,000	-	75%
Duniapur	Rasool Bux Bahalkani	Sanitation	Open drain	3,026,559	500,000	-	35%
Karampur	Mehran Khan Bijararni	Sanitation	Open drain	9,255,511	800,000	-	10%
Duniapur	Khawand Bux Bahlkani	Sanitation	Open drain	4,060,880	-	-	0%
Duniapur	Hamzo Ogahi	Sanitation	Open drain	2,520,807	-	-	0%
<b>Total (Kandhkot)</b>				<b>61,270,860</b>	<b>30,253,292</b>		
<b>District Jacobabad</b>							



Ahmedpur	Alipur	Sanitation	Open drain	4,936,601	3,500,000	-	-
Dashti	Lal Bux Bughio	Sanitation	Open drain	3,037,476	2,500,000	11-Oct	100%
Dashti	Ahmed Mian Soomro	Sanitation	Open drain	3,922,426	3,600,000	-	91%
Qadirpur	Khanan Dari	Sanitation	Open drain	5,330,933	3,000,000	-	37%
Ahmed Pur	Dodo Lashari	Sanitation	Open drain	4,470,958	4,000,000	-	81%
Mirpur Buriro	Khuda Bux Khambhro	Sanitation	Open drain	3,608,420	3,500,000	11-Oct	100%
Joungal	Shaikh Muhammad Pahore	Sanitation	Open drain	3,876,658	3,000,000	-	-
Dinpur	Bangul Khan Khoso	Sanitation	Open drain	6,151,202	5,500,000	12-Dec	100%
Dinpur	Allah Bux Brohi	Sanitation	Open drain	3,342,908	2,800,000	12-Dec	100%
Dinpur	Allah Rakio Colony	Sanitation	Open drain	6,602,897	5,000,000	-	-
Ranjhapur	Ranjhapur	Sanitation	Open drain	7,592,445	6,500,000	11-Oct	100%
Dinpur	Hassanabad	Sanitation	Open drain	3,797,999	3,000,000	11-Oct	100%
Thull 2	Mazari wah	Sanitation	Open drain	6,117,862	3,500,000	-	-
Joungal	Joungal	Sanitation	Open drain	7,934,391	7,200,000	11-Nov	100%
Bachro	Nasar Muhammad Brohi	Sanitation	Open drain	6,452,683	5,900,000	11-Oct	100%
Toj	Muhammad Khan Banglani	Sanitation	Open drain	6,020,539	1,500,000	-	33%
Toj	Rajib Ali Pahore	Sanitation	Open drain	5,185,252	1,500,000	-	38%
<b>Total (Jacobabad)</b>				<b>88,381,650</b>	<b>65,500,000</b>		
<b>District Shikarpur</b>							
Banbhiar	Ismail Sunderani	Sanitation	Open drain	4,912,896	4,371,140	11-Oct	100%
Pir Bux Shujrah	Tiloo Pahore	Sanitation	Open drain	6,450,419	5,500,000	12-Dec	100%
Mian Sahib	Mangrio wahi	Sanitation	Open drain	5,455,455	2,500,000	-	40%
Garhi Dakho	Budho Buriro	Sanitation	Open drain	4,100,357	3,000,000	-	50%
Pir Bux Shujrah	Allah Wadhayo Chachar	Sanitation	Open drain	4,604,334	1,000,000	-	10%
Wazirabad	Kundo Unar	Sanitation	Open drain	4,479,727	3,000,000	-	85%
Wazirabad	Sadullah Napar	Sanitation	Open drain	3,876,189	3,800,000	11-Nov	100%
Sultankot	Fatehpur Katta	Sanitation	Open drain	5,666,131	5,000,000	-	90%
Jagan	Jaggan	Sanitation	Open drain	5,187,294	5,066,240	11-Sep	100%
Pir Bux Shujrah	Moro Mari	Sanitation	Open drain	7,974,685	-	-	0%
Jagan	Peer Bux Bhand	Sanitation	Open drain	4,197,015	-	-	0%

Hamayon	Chodyo Sadhayo	Sanitation	Open drain	3,809,757	-	-	0%
<b>Total (Shikarpur)</b>				<b>60,714,259</b>	<b>33,237,380</b>		
<b>Grand Total (District Kandhkot, Jacobabad &amp; Shikarpur)</b>				<b>210,366,769</b>	<b>128,990,672</b>		

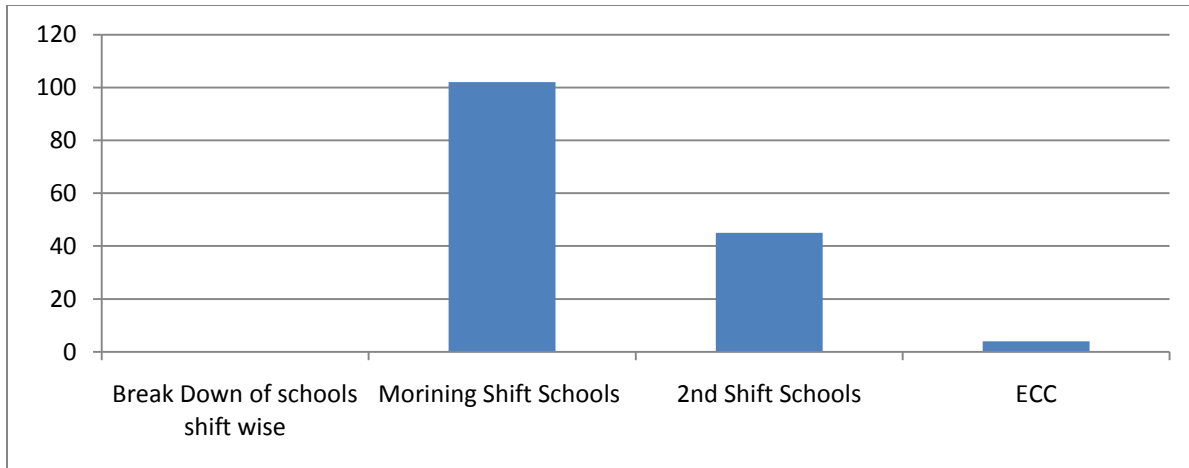
## Education Component

### Achievement as of December, 2011

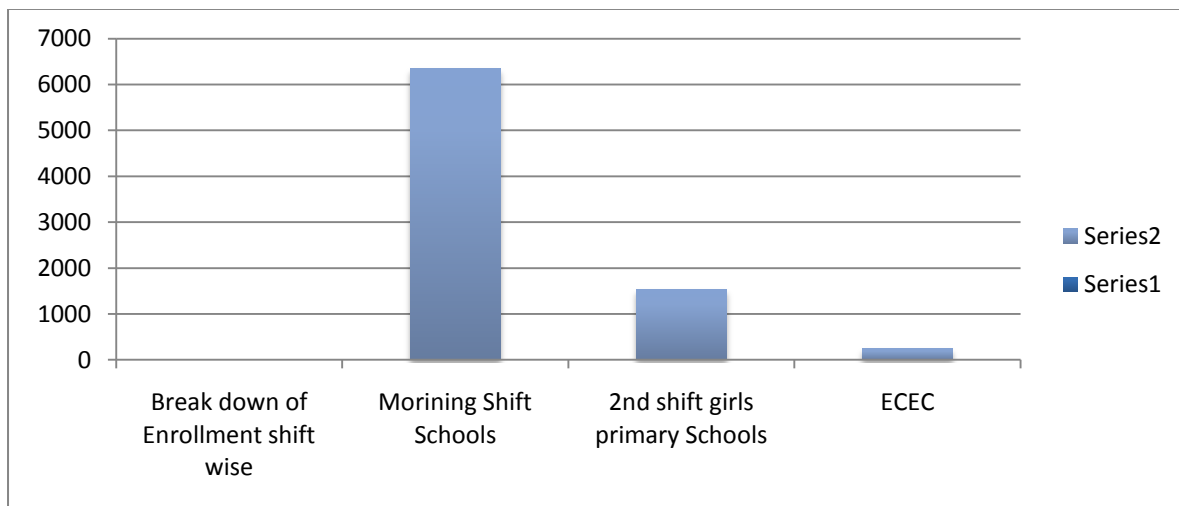
Indicators Descriptions	Project Targets	Achievement As of December, 2011
Non Functional Schools Re functionalized	300	102
Girls Primary Schools	-	42
Boys Primary Schools	-	60
School Management Committees established	300	164
No. of Beneficiary Villages	300	102
No. of Beneficiary UC's	21	29
Activation of 2nd Shift Girls Primary School	100	24
Early Childhood Education Centers established	100	9
No. of Teachers Appointed (Local Female)	600	202
Teacher Trained through modern procedure (Friendly education system)	600	202
Govt. Education Deptt: Officials Trained	51	51
Number of School Improvement Plans Prepared	300	164
Number of School Improvement Plans Completed	300	35

### **Functionalizing morning Shift Schools with Enrollment**

Education Component of UCBPRP team is working hard to ensure quality education by keeping the schools functional and develop better environment for the education. In all **102** schools are now functioning in morning shift at kashmore-kandhkot and Shikarpur. Out of 102 schools **47** are in Kashmore-Kandhkot and **55** in Shikarpur district.



Currently Enrollment of all Morning shift schools is 6446 and Out of which is 3891 is Girls enrollment and 2555 is boy's enrollment in the all morning shift schools of the both district.



### Enrollment in 2<sup>nd</sup> Shifts Girls Primary Schools

In all under Education Component of UCBPRP 24 Girls Primary schools are functional in second shift out of which 15 are in Kashmore-Kandhkot and 9 in shikarpur district. Total enrollment in both the districts is 1532 out of which enrollment in Kashmore-Kandhkot is 940 while in shikarpur is 592.

### Enrollment in Early Childhood Centers (ECEC)

Education Component of UCBPRP 9 ECEC have been established in both Project districts. 5 are being functional in Kashmore and 4 are in Shikarpur. Total enrollment in all ECEC is 239 children, 138 are boys whereas 101 are girls.

### Female Teacher Status in Shikarpur & Kashmore- Kandhkot

Under the said project, 206 female teachers are part of Education component of UCBPRP Sukkur All teacher are appointed on the standard procedure of hiring. Interview selection committee was comprised of SMC members, District Government officials of Education Department. Currently 94 female teachers are working in Kashmore-Kandhkot and 108 at Shikarpur district.

### Meeting with EDO /Dos Education Department Kashmore-Kandhkot

During the reporting period meeting were convened with Mr. Syed Ibrahim Shah DEO Education and DO SEMIS and DO Elementary Education. The main objective of the meeting was to review and share progress and to develop better coordination.

**Meeting with EDO /Dos Education Department Shikarpur**

During the reporting period meeting took place with Mr. Muhammad Ramzan chandio DEO Education Shikarpur. The main objective of the meeting was to share the progress and update the concerned regarding project activities to ensure effective coordination and seek cooperation.

**Three Days Training workshop for Government official of Shikarpur and Kandhkot**

Education component of UCBRP conducted Three days orientation training workshop for Government officials of shikarpur and Kandhkot district The training was held on dated: 28<sup>th</sup> to 30<sup>th</sup> December 2011 at Hotel City Gate Hyderabad The training was facilitated by Surtyoo Development organization. The main objective of training was to orient government officials regarding project activities and progress sharing and following topic were covered time to time by different trainers



**The Training Contents**

- 1) Introduction , Target Vs. Achievement regarding Education component of UCBPRP
- 2) Communication
- 3) Management
- 4) And other topics were covered during the three days training.

In this workshop 21 Government Official included DEO, DO SEMIS, DO Elementary and ADOs Male and Female of the both Districts. Attended the training

**In Service Teacher Training Program Organized at Shikarpur & Kanhdkot**

NRSP conducted six days teacher training on In service Teacher training at SDO Office Shikarpur and NRSP office Kandhkot and Six Batch of Teacher training completed 4 in Shikarpur and 2 in Kandhkot The training was facilitated by Surtyoo Development organization. The main objective of training was to build the capacity of teachers so that they can develop better teaching skills and communicate the students in effective and efficient manner.

**The Training Contents**

- 1) Lesson Planning
- 2) Multi grade Teacher Technique
- 3) Group work in class room
- 4) Assembly.
- 5) Impotence of Education and etc.

**The Six batches of the Teachers training was conducted as per following schedules.**

S # of batch	Topic /Location	Dates of the Trainings	Total participants	Visitors
1	In Service teacher training at Shikarpur	23 <sup>rd</sup> to 28 <sup>th</sup> November 2011.	27	Mr. Abdul Sattar Vistro, Writer visited during the training.
2	In Service teacher training at Kandhkot.	9 <sup>th</sup> to 14 <sup>th</sup> December 2011.	27	Mr. Maqsood Kolachi (MER) SRSO Shikarpur visited during the training.
3	In Service teacher training at Kandhkot.	08 <sup>th</sup> December 2011 to 13 <sup>th</sup> December 201	22	Mr. Abdul Shakoor, DO Elementary, Mr. Jahangeer banglani DO SEMIS visited during

				the teacher training.
4	In Service teacher training at Shikarpur	15 <sup>th</sup> to 20 <sup>th</sup> December 2011	21	Ms. malkan Khatoon from Orat foundation visited training.
5	In Service teacher training at Kandhkot	17 <sup>th</sup> to 22 <sup>nd</sup> December 2011.	22	Ms Mahtab Channa (DM) SRSO K Kot, Mr. Zahid Narejo, Mr. Jahangeer banglani DO SEMIS, Mr. Abdul Ghafar Shah DO 7 focal person of the project visited during the teacher training.
6	In Service teacher training at Shikarpur	21 <sup>st</sup> to 26 <sup>th</sup> November 2011.	22	Mr. Maqood Kolachi visited during the teacher training at Shikarpur

### **CPI work Completed at Shikarpur and Kandhkot Schools**

In all CPI work has been fully completed in 35 schools. Out of which 17 Schools are of Kashmore-Kandhkot and 18 school of Shikarpur District. We have prepared 67 Digest of New schools for the start of CPI work in all Schools. During coming month CPI Work will be started In 67 Schools, measurement has also been taken from all schools. More over work of digest preparation is under process.

### **List of school is those where CPI work completed**

S #	Name of Schools	UC	District
1	GBPS Ahmed din Bhalkhani	Lalao	Kashmore-Kandhkot
2	GBPS Yar Muhammad Nindwani	Saifal	Kashmore-Kandhkot
3	GBPS Abdul Hakeem Nindwani	Dunia Pur	Kashmore-Kandhkot
4	GBPS Bahdur Khan Khoso	Gulwali	Kashmore-Kandhkot
5	GBPS 2nd Shift Durani Mahar	Haibat	Kashmore-Kandhkot
6	GBPS Ali Beg Noonari	Sulhiani	Kashmore-Kandhkot
7	GBPS Umeed Ali Bijarani	Jamal	Kashmore-Kandhkot
8	GBPS Ghodho Khan	Saifal	Kashmore-Kandhkot
9	GGPS Wahid Bux Bijarani	Dunia Pur	Kashmore-Kandhkot
10	GGPS Janib Lashari	Sulhiani	Kashmore-Kandhkot
11	GBPS Hazoor Bux Bijarani	Tangwani	Kashmore-Kandhkot
12	GBPS Mir Muhammad Awan	Mian Sahib	Shikarpur
13	GGPS Jia Pur	Mian Sahib	Shikarpur
14	GBPS Jia Pur	Mian Sahib	Shikarpur
15	GGPS Gul Hassan Mangi	Pir Bux Shujira	Shikarpur
16	GBPS Gulab Kehar	Mian Sahib	Shikarpur
17	GBPS Abdullah Burrio	Zarkhail	Shikarpur
18	GGPS Shafi Muhammad Jhulan	Zarkhail	Shikarpur
19	GGPS Saleh Jhulan	Zarkhail	Shikarpur
20	GGPS Moomin Jhulan	Zarkhail	Shikarpur
21	GGPS Jiand Jhulan	Zarkhail	Shikarpur
22	GGPS Organgabad	Amroth	Shikarpur

23	GGPS wada Kehar	Amroth	Shikapur
24	GBPS Ganho Khan Bhayoo	Haibat	Kashmore-Kandhkot
25	GGPS Jeal Khan Noonari	Sohliani	Kashmore-Kandhkot
26	GBPS Abdul Raheem Sawand	Akhero	Kashmore-Kandhkot
27	GGPS Chuti Drib	Wariyaso	Shikapur
28	GBPS Yaqoob khan	Karmpur	Kashmore-Kandhkot
29	GGPS Khando Khan	Saifal	Kashmore-Kandhkot
30	GBPS Muhammad Aalim Ghunio	Karmpur	Kashmore-Kandhkot
31	GGPS Bhudho Burriri	Zarkhail	Shikapur
32	GGPS Raheemabad	Raheemabad	Shikapur
33	GGPS Gul Hassan Mangi	Pir Bux Shujira	Shikapur
34	GBPS Khan Muhammad Channa	Raheeamabd	Shikapur
35	GBPS Gul Hassan Mangi	Pir Bux Shujira	Shikapur

### Work Plan District Shikarpur & Kashmore

Activities	2011-12	2011-12				Total
		Qtr-1	Qtr-2	Qtr-3	Qtr-4	
Poverty Score card Survey of 87 Union Councils	-					87
0-11 to be Given Income Generating Grants	3,472	868	868	868	868	6,383
0-18 to be Given Community Investment Fund through Village Organizations	33,315	7,101	9,556	9,556	7,102	77,617
0-18 to be Given Scholarship for Vocational Training	10,735	2,684	2,684	2,684	2,684	25,191
Villages to be Give Drinking Water Supply Schemes as CPI	40	0	40	0	0	801
Locations to be improved under Village Improvement Plan Scheme	-	-	-	-	-	56
Roof material for low cost housing support provided hhs from 0-18 Hhs	1467	-	1467	-	-	5,442
Improving Primary School System for Increasing Enrolment by making 102 non-functional schools Functional	-	102	102	102	102	102
Establish 24 second shift primary schools for girl child primary education	-	24	24	24	24	24
Establish 9 Early Childhood Center	-	9	9	9	9	9
Productivity Enhancement Interventions	-	-	-	-	-	1
Micro Health Insurance family package as a social safety net	84,000	56,541	27,459	-	-	84,000
LSO Formation	60	7	16	18	19	60
Provision of CIF for 60 LSOs	60	-	7	24	29	60
Building capacity of Village TBAs (10 days duration)	680	-	255	255	170	3,483
Community Organization members trained in Management skills and Record Keeping (3 days duration)	11,669	4,490	2,363	2,363	2,364	25,377
Community Organization members trained in CIF Need Identification and Book-Keeping (3 days duration)	11,669	4,300	2,432	2,432	2,432	18,743
CO Capacity Building	23,338	8,790	4,795	4,795	4,796	44,120
Village Organization members trained in Managerial skills, Book Keeping (3 days duration)	2,114	2,114	0	0	0	10,373
Village Organization members trained in CIF Appraisal and Usage Monitoring	2,114	2,114	0	0	0	8,252
Village Organization members trained in Book keeping	2,122	1,848	274			7,977
VO Capacity Building	6,350	6,076	274	0	0	26,602
LSO members trained in Managerial skills, Book Keeping	300	-	100	100	100	300
LSO members trained in CIF Appraisal, Usage Monitoring and Book Keeping	300	-	100	100	100	300
CO/VO Managers - Activist Experience Sharing Workshops	-	-	-	-	-	30,195

LSO members to be sent on Exposure Visits	180	-	60	60	60	180
Productivity Enhancement Training (Agric, Lstock, Enterprise Dev)Training	-	-	-	-	-	244
Rehabilitation Activities Construction of houses	1,115	1115	0	-	-	3,762
Provisions of Latrines to HHs	2,000	2,000	0	-	-	2,000
Provision of Hand pumps to HHs	2,300	2,300	0	-	-	2,300
Sanitation of Villages	12	12	0	-	-	15
Brick Paving of Streets in Villages	13	13	0	-	-	15



**Quarter wise YPO & Month wise Targets District Jacobabad**

S. No	Activity	YPO -2011 -2012	1st Qtr	2nd Qtr	3rd Qtr	4th Qtr
1	PSC	3	3	-	-	-
2	HHs to be Organized	27,039	27,039	-	-	-
3	COs to be Formed	1,802	1,802	-	-	-
4	VOs to be formed	454	454	-	-	-
5	Households to be given IGG	2,000	469	433	645	453
6	Households (0-11) to be given CIF	7,930	2,621	2,760	1,549	1,000
7	Households (12-18) to be given CIF	10,000	2,621	2,760	3,043	1,576
8	Households (0-11) to be given VTP	2,500	726	710	664	400
9	Households (12-18) to be given VTP	2,500	726	710	664	400
10	Villages to be given drinking water supply schemes	-	-	-	-	-
11	Micro Health Insurance Family package	44,298	22,298	22,000	-	-
12	CMST of community organizations	4,949	2,832	2,117	-	-
13	CIF need identification and book-keeping for COs	4,949	2,832	2,117	-	-
14	Management and Planning Training of VOs	3,340	1,762	1,578	-	-
15	CIF Book-keeping and CO Account auditing training for VOs	3,411	1,668	1,743	-	-
16	CIF Appraisal and monitoring for Vos	3,520	1,723	1,797	-	-
17	Manager-Activist Exposure visit for Vos	-	-	-	-	-
18	Manager-Activist Conferences for Vos	-	-	-	-	-
19	Support 2 Primary Education (2nd Shift Schools)	200	80	120	-	-
20	Support 2 Primary Education (ECC)	200	80	120	-	-
21	VO members - Training of TBAs	-	-	-	-	-
22	MIS	1	1	-	-	-
23	UCBPRP Process Review	4	1	1	1	1
24	LSO Formation	5	-	-	3	2