



SINDH RURAL SUPPORT ORGANIZATION



Monthly Progress Report As of August 2012

Union Council Based Poverty Reduction Program

Funded By

Government of Sindh

Implemented By

Sindh Rural Support Organization

Districts Shikarpur, Kashmore and Jacobabad

Table of Contents

Page No

1. Executive Summary	3
2. District Wise Achievements	5
3. Social Mobilization	8
4. Community Organization.....	9
5. Village Organization	9
6. CO Level Trainings	10
7. VO Level Trainings	11
8. Local Support Organization.....	12
9. LSO Level Trainings	13
10. Income Generating Grant.....	14
11. Community Investment Fund	15
12. Vocational Training Program	16
13. Low Cost Housing	17
14. Micro Health Insurance.....	18
15. Enterprise	19
16. Livestock	26
17. Education Component of UCBPRP.....	28
18. Education through Cluster Schools.....	35
19. District Jacobabad Work Plan	39

1. Executive Summary

The Union Council Based Poverty Reduction Program (UCBPRP) is a revolutionary program of the Government of Sindh meant to reducing the poverty by tapping into the potential of the people. It is being implemented by Sindh Rural Support Organization (SRSO) and was initiated on February 1, 2009 in two districts Shikarpur and Kashmore. After observing the significant achievements as well as performance in both districts, the Government of Sindh expanded the program in Jacobabad district in June, 2010. The UCBPRP endeavors at improving the quality of life of the rural communities, especially the poorest of the poor, through the conceptual package of social mobilization.

This involves organizing rural communities into “organizations of the poor” at the community, village and union council level. In order to accomplish this, SRSO conducted “Poverty Score Card” exercise in 116 union councils in Shikarpur, Kashmore and Jacobabad to help identify the poor and the poorest.

As far as the social mobilization is concerned it has been remained constant because the targets of social mobilization had already been achieved therefore As of August , 2012 a total of 267,544 households had been organized into 15,630 community organizations, clustered into 5,294 village organization and federated into 65 Local Support Organizations in three districts i.e. Shikarpur, Kashmore and Jacobabad. During the reporting month of August 2012 two LSOs have been formed in District Jacobabad.

After three years the Community/Village Organizations has been developing their governance systems as they undertake more and more development activities. Their institutional maturity and their ability to influence government and other stakeholders have been built over time. The RSP experience has shown that a mosaic of civil society organizations has developed where mobilization has taken place. The clustering of Community Organizations leads to the formation of Village Organizations. The clustering of Village Organizations leads to the formation of cluster-level Local Support Organizations (LSOs) which represent the second generation social mobilization.

Capacity building of Community/Village Organizations has always been considered very difficult task therefore entire focus remained on the quality of these trainings the as gross root level organizations may prepare their plans for the reduction of poverty. As part of human resource development of these three tiers has imparted the trainings for the capacity building of the office bearers of the Cos, VOs and LSOs; the CO is the ideal grass-roots organization for identifying potential recipients for various household level interventions under each PSC band. It is very much essential that the capacity building of office bearers of the COs is carried out to make them fully functional because unless this is not done an effective mechanism for delivery and monitoring of services. Specifically during the month of August, 2012 district Jacobabad has trained 712 pax in CO and VO level trainings. Therefore as of August, 2012 a total of 54,223 CO, 36,258 VO and 600 LSO members trained in management and CIF record keeping trainings.

The UCBPRP also includes a component whereby youth from extremely poor and chronically poor households will be identified and provided scholarships for receiving vocational skills training. As of August, 2012 total 31,002 participants had been trained in different trades.

The lower band i.e. the poorest of the poor (PSC Band 0-11) including widows and people live with chronic disabilities. The basic objective of IGG is to provide grants for purchasing of Livestock, Agriculture. It ensures proper and productive use of grants and lots of IGG beneficiaries are able to take CIF, which shows that they are out of the box of the poorest of the poor

in 0-11 band and will graduate to the next level. As of August, 2012 Income Generating Grant had been given to 7,455 members.

The most appropriate intervention is setting up of a village based revolving fund at the community level called "Community Investment Fund" (CIF). The CIF is managed by an organized community and provides interest free loans for 0-18 households. As of August, 2012 a total of 87,551 beneficiaries have been benefited from CIF.

VOs are to be given scheme of Community Physical Infrastructure (CPI), which may include sanitation and drinking water supply as a grant. Shelter support is being provided in terms of Low Cost Houses to the extremely poor households who live in thatched huts and require shelter. As of August, 2012 a total of 801 drinking water supply schemes have been completed.

Shelter support is being provided in terms of Low Cost Houses to the extremely poor households who in thatched huts and require shelter. As of August, 2012 a total of 5,572 Low Cost Houses have been completed.

The Micro Health Insurance policy has been completed in June 2012, as agreement became closed with Adamjee, now it is up to the VOs and LSOs whether they are willing to continue the insurance with Adamjee, for that they would have to pay in order to continue this policy on their own basis in all three districts i.e. Shikarpur, Kashmore, and Jacobabad. The report covers the progress as of June 2012.

After the flood the pilot activity for UCBPRP was temporarily suspended until the flood subsided. Since the flood changed the overall scenario, GoS extended its support to flood affected people in relief and rehabilitation while providing shelter for them on priority basis. As of August, 2012 work has been initiated over 7,003 houses and all houses had been completed in three districts.

2. District Wise Achievement as of August, 2012 (District Shikarpur, Kashmore & Jacobabad)

S. No	Activity	District	Revised Project Targets	As of August, 2012		
				Targets as of August, 12	Achieved as of August, 12	%
1	Poverty Score Card	Shikarpur	50	50	50	100
		Kashmore	37	37	37	100
		Jacobabad	29	29	29	100
	Sub-Total		116	116	116	100
2	Households Organized	Shikarpur	102,306	102,306	102,306	100
		Kashmore	80,345	80,345	80,345	100
		Jacobabad	73,830	73,830	84,893	100
	Sub-Total		256,481	256,481	267,544	100
3	CO Formation	Shikarpur	5,846	5,846	5,846	100
		Kashmore	4,710	4,710	4,710	100
		Jacobabad	4,922	4,922	5,074	100
	Sub-Total		15,478	15,478	15,630	100
4	CO members trained in management skills	Shikarpur	12,678	12,678	12,678	100
		Kashmore	9,382	9,382	9,382	100
		Jacobabad	4,922	4,922	5,130	100
	Sub-Total		26,982	26,982	27,190	100
5	CO members trained in CIF Need identification	Shikarpur	12,678	12,678	12,678	100
		Kashmore	9,382	9,382	9,382	100
		Jacobabad	4,922	4,922	4,973	100
	Sub-Total		26,982	26,982	27,033	100
6	Village Organizations Formed	Shikarpur	1,810	1,810	1,810	100
		Kashmore	1,673	1,673	1,673	100
		Jacobabad	1,200	1,200	1,811	100
	Sub-Total		4,683	4,683	5,294	100
7	No. of Participants Trained in VO Management	Shikarpur	4,828	4,828	6,253	100
		Kashmore	3,572	3,572	4,541	100
		Jacobabad	2,400	2,400	2,777	100
	Sub-Total		10,800	10,800	13,571	100
8	No. of Participants Trained in VO CIF Training	Shikarpur	5,096	5,096	5,096	100
		Kashmore	3,771	3,771	3,771	100
		Jacobabad	2,400	2,400	2,624	100
	Sub-Total		11,267	11,267	11,491	100

2.1 District Wise Achievement as of August, 2012 (District Shikarpur, Kashmore & Jacobabad)

S. No	Activity	District	Revised Project Targets	As of August, 2012		
				Targets as of August, 12	Achieved as of August, 12	%
9	VO Book Keeping Training (No of Pax)	Shikarpur	5,097	5,097	5,097	100
		Kashmore	3,771	3,771	3,771	100
		Jacobabad	2,400	2,400	2,304	92
	Sub-Total		11,268	11,268	11,172	99
10	Local Support Organizations Formed	Shikarpur	35	35	35	100
		Kashmore	25	25	25	100
		Jacobabad	5	5	5	100
	Sub-Total		65	65	65	100
11	CIF to be given Local Support Organizations	Shikarpur	35	35	14	40
		Kashmore	25	25	8	32
		Jacobabad	0	0	0	0
	Sub-Total		60	60	22	37
12	LSO members trained in CIF Appraisal, Monitoring and Book keeping	Shikarpur	175	175	175	100
		Kashmore	125	125	125	100
		Jacobabad	0	0	0	0
	Sub-Total		300	300	300	100
13	LSO members trained in Managerial skills, Book Keeping	Shikarpur	175	175	175	100
		Kashmore	125	125	125	100
		Jacobabad	0	0	0	0
	Sub-Total		300	300	300	100
14	LSO members to be sent on Exposure Visits	Shikarpur	105	105	105	100
		Kashmore	75	75	41	55
		Jacobabad	0	0	0	0
	Sub-Total		180	180	146	81
15	Households to be Given IGG	Shikarpur	3,668	3,668	3,551	97
		Kashmore	2,715	2,715	2,543	94
		Jacobabad	1,573	1,573	1,361	87
	Sub-Total		7,956	7,956	7,455	94
16	Households to be Given CIF	Shikarpur	44,607	44,607	40,261	90
		Kashmore	33,010	33,010	35,863	100
		Jacobabad	10,131	10,131	11,427	100
	Sub-Total		87,748	87,748	87,551	100

2.2 District Wise Achievement as of August, 2012 (District Shikarpur, Kashmir & Jacobabad)

S. No	Activity	District	Revised Project Targets	As of August, 2012		
				Targets as of August, 12	Achieved as of August, 12	%
17	Households to be Given Scholarship for VTP	Shikarpur	14,478	14,478	14,478	100
		Kashmore	10,713	10,713	10,713	100
		Jacobabad	5,811	5,811	5,811	100
	Sub-Total		31,002	31,002	31,002	100
18	Villages to be Given Drinking Water Supply	Shikarpur	444	444	444	100
		Kashmore	357	357	357	100
		Jacobabad	0	0	0	0
	Sub-Total		801	801	801	100
19	Locations to improve under Low Cost Village	Shikarpur	44	44	44	100
		Kashmore	12	12	12	100
		Jacobabad	0	0	0	0
	Sub-Total		56	56	56	100
20	Low Cost Housing Scheme	Shikarpur	3,402	3,402	3,402	100
		Kashmore	2,040	2,040	2,040	100
		Jacobabad	130	130	130	100
	Sub-Total		5,572	5,572	5,572	100
21	Experience Sharing workshops	Shikarpur	19,701	19,701	19,701	100
		Kashmore	10,494	10,494	10,494	100
		Jacobabad	0	0	0	0
	Sub-Total		30,195	30,195	30,195	100
22	Productivity Enhancement Training	Shikarpur	117	117	117	100
		Kashmore	127	127	127	100
		Jacobabad	0	0	0	0
	Sub-Total		244	244	244	100
23	TBA	Shikarpur	2,002	2,002	2,002	100
		Kashmore	1,481	1,481	1,486	100
		Jacobabad	1,200	481	450	94
	Sub-Total		4,683	3,964	3,938	99
24	Non Functional Schools to be Functionalized	Shikarpur	55	55	55	100
		Kashmore	47	47	47	100
		Jacobabad	0	0	0	0
	Sub-Total		102	102	102	100
25	2nd Shift Girls Schools to be established	Shikarpur	9	9	9	100
		Kashmore	15	15	15	100
		Jacobabad	0	0	0	0
	Sub-Total		24	24	24	100
26	Early Child Hood Centers to be established	Shikarpur	4	4	4	100
		Kashmore	5	5	5	100
		Jacobabad	0	0	0	0
	Sub-Total		9	9	9	100

3. Social Mobilization

UCBPRP is creating an impact and transforming the social mobilization process into a more effective tool for empowering people and distinguishing the Community Organizations as effective sources for poverty reduction and delivery of services at gross root levels.

To expand the impact of social mobilization this program focuses on expanding the role of Community Activists, increasing participation of Women and Poor in the socioeconomic development process, Clearness, Accountability and Equitable Distribution, Independent Fund Management by the Communities, Self Help and Civic responsibilities, Forging linkages, Poor women have started to develop concrete, action oriented solutions to identify problems and challenges.

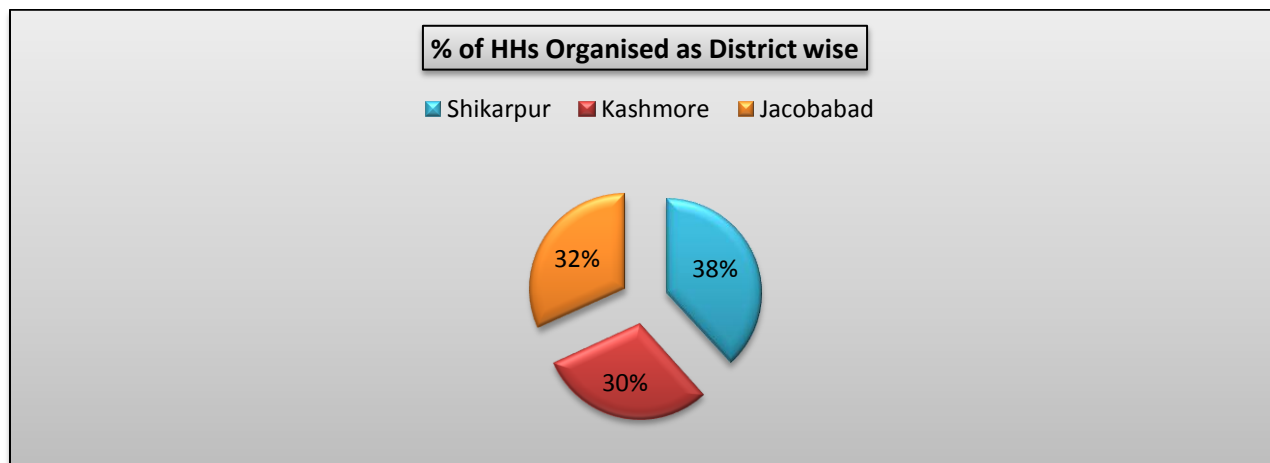
Not only poor women have identified their problems, but off course they have its solutions also, because it has been noticed that these poor and destitute women have started to play their role to fight against the anti-socio elements on their own behalf, irrelevantly by no care the results or consequences of it.

As of August, 2012 a total of 267,544 households had been organized in three districts i.e. Shikarpur, Kashmore and Jacobabad. As below table portray the district wise achievement in social mobilization.

Activity	District	Project Target (Revised)	Achieved as of August, 12	%
Households Organized	Shikarpur	102,306	102,306	100
	Kashmore	80,345	80,345	100
	Jacobabad	73,830	84,893	100
Sub-Total		256,481	267,544	100

Note: As per PC-1 the targets of the Social Mobilization has been completed/achieved.

The below pie chart shows that % of Households organized as District wise as compare to total figure.



4. Community Organization

Organizing community members into Community Organizations through social mobilization is a problem-solving approach whereby the community is empowered with the knowledge and skills to identify and prioritize its needs, and problems, harness its resources to deal with these problems and take action collectively.

Village Organization is an association of women to strengthen the capacity of the poor for sustainable development and create a link between rural people and other institutions. All COs are federated into VOs for the representation of CO members at village level.

As of August, 2012 a total of 15,630 Community Organizations has been formed in three districts, district wise target v/s achievement is given below the table

Activity	District	Project Target (Revised)	Achieved as of August, 12	%
CO Formation	Shikarpur	5,846	5,846	100
	Kashmore	4,710	4,710	100
	Jacobabad	4,922	5,074	100
Sub-Total		15,478	15,630	100

5. Village Organization

Community Organizations are being federated into Village Organizations at Village level, therefore, as of August, 2012 a total of 5,294 Village Organizations has been formed in three districts, detailed table shows the district wise number of formed village organizations during the reporting period.

Activity	District	Project Target (Revised)	Achieved as of August, 12	%
Village Organizations Formed	Shikarpur	1,810	1,810	100
	Kashmore	1,673	1,673	100
	Jacobabad	1,200	1,811	100
Sub-Total		4,683	5,294	100

6. CO Level Trainings

The CO is the ideal grass-roots organization for identifying potential recipients for various household level interventions under each PSC band. It is very much essential that the capacity building of office bearers of the COs is carried out to make them fully functional because unless this is not done an effective mechanism for delivery and monitoring of services through these two tiers of social mobilization cannot be developed.

As such, the project as part of human resource development of these two tiers has imparted the following trainings for the capacity building of the office bearers of the COs.

6.1 CO members trained in management skills

In CO Management training, the entire focus has always remained on the managerial skills which could be developed in the office bearers of different Cos, as they have enough potential to carry out the routine affairs of the Community Organizations frequently without having any difficulty.

6.2 CO members trained in CIF need identification

In CO CIF training, the focus remained to develop a concept among CO members as to understand the importance and usage as well as identification of CIF as CIF intervention may lead towards the desired results within the communities.

As of August, 2012 a total of 54,223 CO members have been trained in both trainings. All Community Level Trainings have been 100% completed. In August 2012, district Jacobabad has arranged CO trainings in which 268 pax have been trained.

Activity	District	Project Target (Revised)	Achieved in August 2012	Achieved as of August, 12	%
CO members trained in management skills	Shikarpur	12,678	0	12,678	100
	Kashmore	9,382	0	9,382	100
	Jacobabad	4,922	136	5,130	100
Sub-Total		26,982	136	27,190	100
CO members trained in CIF Need identification	Shikarpur	12,678	0	12,678	100
	Kashmore	9,382	0	9,382	100
	Jacobabad	4,922	132	4,973	98
Sub-Total		26,982	132	27,033	100
Grand Total		53,964	268	54,223	100

7. VO Level Trainings

Trainings on VO level has always been remain very indispensable in order to carry out an effective and sustainable Organization management at village level.

There are three types of training are being given to the office bearer of Village Organization, after the federation of COs into VOs which are;

7.1 VO Management:

In VO management training, same approach of CO has been used to build the capacity of office bearers of these VOs as the representatives of VO can easily run the day to day matters frequently without any kind of disturbance at village level.

7.2 VO CIF monitoring & usage:

Through this training entire focus made to develop a concept by the understanding of VO members regarding the importance, usage and monitoring of CIF after utilization in the village.

7.3 VO Book Keeping:

In VO Book Keeping training, the focus has been made to build the capacity of those activists who would be available locally and have a desire to work for their village or area on volunteer basis, through this training such participants would trained to ensure the proper documentation and record keeping at VO level in the village. The Below table shows the Progress as of Aug 2012

Activity	District	Targets as of August, 12	Achieved in August, 12	Achievement as of August, 12	%
No. of Participants Trained in VO Management	Shikarpur	4,828	0	6,253	100
	Kashmore	3,572	0	4,541	100
	Jacobabad	2,400	192	2,777	100
Sub-Total		10,800	192	13,571	100
No. of Participants Trained in VO CIF Training	Shikarpur	5,096	0	5,096	100
	Kashmore	3,771	0	3,771	100
	Jacobabad	2,400	154	2,624	100
Sub-Total		11,267	154	11,491	100
VO Book Keeping Training (No of Pax)	Shikarpur	5,097	0	5,097	100
	Kashmore	3,771	0	3,771	100
	Jacobabad	2,400	98	2,304	93
Sub-Total		11,268	98	11,172	99
Grand Total		33,335	444	36,234	100

As of August, 2012 a total of 36,234 VO members have been trained which 100% against PC-1 targets in all above training in three districts. In District Jacobabad the 444 pax trained in VO trainings during the month of August 2012 respectively.

8. Local Support Organization

The LSO is a formal body of Community Organization representatives, to continue and expand locally, on a permanent basis, the participatory development practices initiated. The LSO is the apex body of the three tier social organization structure.

This consists of a structure where male and female COs is federated at the village-level in a Village Organization (VO), which are then further agglomerated at the Union Council level. Union Council Based Poverty Reduction Program uniqueness is CO/VO and LSO members are women only. In essence, the LSO is a membership organization of all COs/VOs of a particular Union Council. The VOs nominate at least two of their representatives in the General Body of their LSO;

The General Body of the LSO then elects its Executive Committee. These bodies make and approve LSO bylaws. The LSO is then registered under any suitable law and thus it receives the status of a legal, formal and permanent civil society organization.

8.1 The main objectives of the Local Support Organization are;

- Provide a localized permanent institutional arrangement to scaling up social mobilization and organizing all the poor households through low cost measures, by the community activists and foster and nurture inclusive, democratic and accountable grass roots organizations of COs and VOs
- Facilitate development of household, village and UC level development plans in consultation with the local organized communities and supervise their implementation.
- Provide an institutional facility to foster development linkages between service providers in government, NGO and private sector and the local organized communities.
- Lobby to influence government's planning and policy formulation by strengthening civic participation in government planning cycle by actively engaging the local government and government line agencies in participatory development planning events and multi stakeholder consultation forum on local development plans.
- Mobilize resources, both from internal and external sources to finance its operational cost and development plans, and Lobby government for higher allocations of budget for the poor and for more gender-sensitive budgets.

As of August, 2012 a total of 63 Local Support Organizations has been formed in three districts, district wise target v/s achievement is given below the table. During the month of August 2012 District Jacobabad has formed two (2) LSOs in two UC Allanpur and Ranjhapur.

Activity	District	Project Target (Revised)	Achieved in August, 12	Achieved as of August, 12	%
LSO Formation	Shikarpur	35	0	35	100
	Kashmore	25	0	25	100
	Jacobabad	05	2	05	100
Sub-Total		65	2	65	100

- MHI team (Dr. Khan Bullo Adamjee insurance Karachi , Rashid Bhatti MHI Manager Sukkur and Asad APO Shikarpur) conducted dialogue with LSO Awaz UC Mungrani taluka Lakhi dated on 18th August, 12 for the achieving 1300 target of insurance. 20 participants of LSO agreed to achieve this target within 2 weeks.
- A meeting held with 4 LSOs in which 40 LSO members participated to discuss the ratio of mortality of calves in the different LSOs of taluka Lakhi, in this meeting it was mutually agreed that all the concerned LSOs shall ensured the minimum mortality of calves by adopting the different precautionary measures.
- Ms. Ruksana Riaz Manager of Gender and development conducted session of Gender with LSO Roshani UC Amrote members on dated on 24th August, 12. She did sensitize the 21 members of this LSO regarding Gender policy.

9. LSO Level Trainings

The Capacity Building of Local Support Organizations has been very indispensable since smoothly running of routine activities of LSOs with best way is being ensured in all three districts, as of August, 2012 a total of 600 LSO members trained on two types of trainings in three districts.

Activity	District	Targets as of August, 12	Achievement as of August, 12	%
LSO members trained in CIF Appraisal, Monitoring and Book keeping	Shikarpur	175	175	100
	Kashmore	125	125	100
	Jacobabad	-	-	-
Sub-Total		300	300	100
LSO members trained in Managerial skills, Book Keeping	Shikarpur	175	175	100
	Kashmore	125	125	100
	Jacobabad	-	-	-
Sub-Total		300	300	100
Grand Total		600	600	100

10. Income Generating Grants

The lower band i.e. extremely poor or the poorest of the poor (PSC Category 0-11) including widows or people with chronic disabilities or do not have the financial ability to meet the family/domestic needs. They lack productive assets and are dependent on others for even food strapped.

Hence any financial assistance provided in cash is by and large consumed. Interested households (who fall in the PSC category of 0-11) express their wish of receiving a grant to their VO, in addition to it being stated in their MIP. The VO members approve those members who qualify for the grant and write a resolution to their local SMT.

The basic objective of IGG is to create assets or to be start income generating activity which can be very beneficial for the rural communities and help them to enhance their per capita incomes.

It ensures proper and productive use of grants and lots of IGG beneficiaries are able to take CIF, which shows that they are now out of the box of the poorest of the poor in 0-11 band. Many poor women has enhanced their incomes and created pool of savings by utilizing the income generating grants at their best and appropriate way that may guided them towards prosperity.

With this practices which are still continued in all three districts almost touches the core purpose of Income generating Grants for meant it had been initiated has much more achieved.

As of August, 2012 a total of 7,455 poor women members has been benefiting from the Income Generating Grant.

Activity	District	Project Target (Revised)	Achieved as of August, 12	%
Households to be Given IGG	Shikarpur	3,668	3,551	97
	Kashmore	2,715	2,543	94
	Jacobabad	1,573	1,361	87
Sub-Total		7,956	7,455	94

11. Community Investment Fund

CIF is a cost-effective revolving fund managed by the community to provide the microfinance services to the poor and poorest women, particularly in the areas which are relatively underserved by the MFIs. It is a fund which is owned, run and managed by the poor women and their own organizations, i.e. the beneficiaries themselves.

It focuses specifically on the poorest households through community organizations by giving them access to microfinance, while at the same time increasing their levels of empowerment, confidence and skills. Essentially, CIF is based upon and linked to the three-tier social organization framework of Community Organizations, their agglomeration into Village Organizations and finally agglomeration at the Union Council-level in a Local Support Organization.

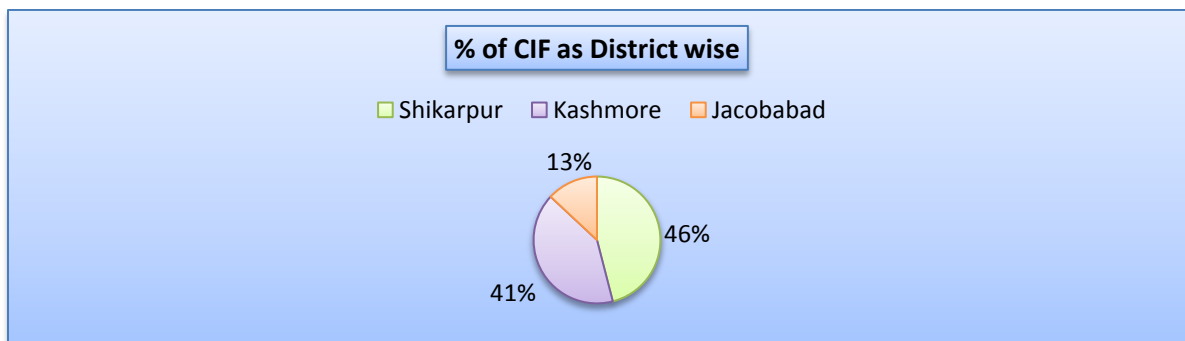
Members of COs are encouraged to mobilize their own savings and, as these build up, to use them for internal lending purposes, hence complementing CIF resources.

The overarching objective of CIF is to reduce the levels of poverty in rural areas through strong institutions of the poor and the poorest women.

As of August, 2012 a total of 87,551 poor women members of COs & VOs have been benefited from this dynamic product of the program.

Activity	District	Project Target (Revised)	Achieved as of August, 12	%
Households to be Given CIF	Shikarpur	44,607	40,261	90
	Kashmore	33,010	35,863	100
	Jacobabad	10,131	11,427	100
Sub-Total		87,748	87,551	100

The Below Pie chart shows that % of CIF given from total portfolio as District wise.



12. Vocational Training Program

Since the Vocational Training Program has come to an end in June 2012 thereof. It has put vital impact over the living standards of the poor communities. Through this great intervention many families could be able to enhance their income on daily as well as on monthly basis. This program also covered/enlighten the hidden potential of the community members that they always gone in lacking due to the unavailability of opportunities.

In the target districts poor Households with poverty ranking from 0-18 receives scholarships in the form of vocational training. The following criteria are considered by screening staff:

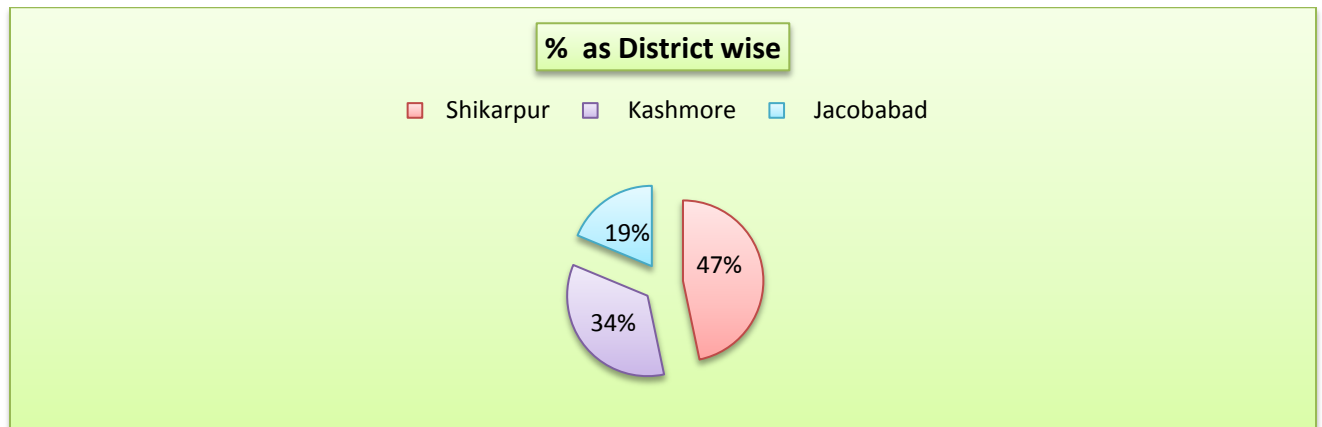
Marginalized rural poor from the target PSC Band (0-18)

- Unemployed youth as siblings of members.
- Persons with disabilities (PWD) who can become active members of the society.
- Other marginalized segments that can perform if a chance would be offered.

As of August, 2012 a total of 31,002 poor women and men have been trained in different trades in three districts.

Activity	District	Project Target (Revised)	Achieved as of August, 12	%
Households Given Scholarship for VTP	Shikarpur	14,478	14,478	100
	Kashmore	10,713	10,713	100
	Jacobabad	5,811	5,811	100
Sub-Total		31,002	31,002	100

The below Pie chat shows the district wise coverage of VTP in percentage.



13. Low Cost Housing (LCH)

Shelter support is being provided in terms of Low Cost Houses to households that require shelter, by providing required technical and material support up to Rs.60, 000/- to rural households that are in the (0-18) PSC category in each District.

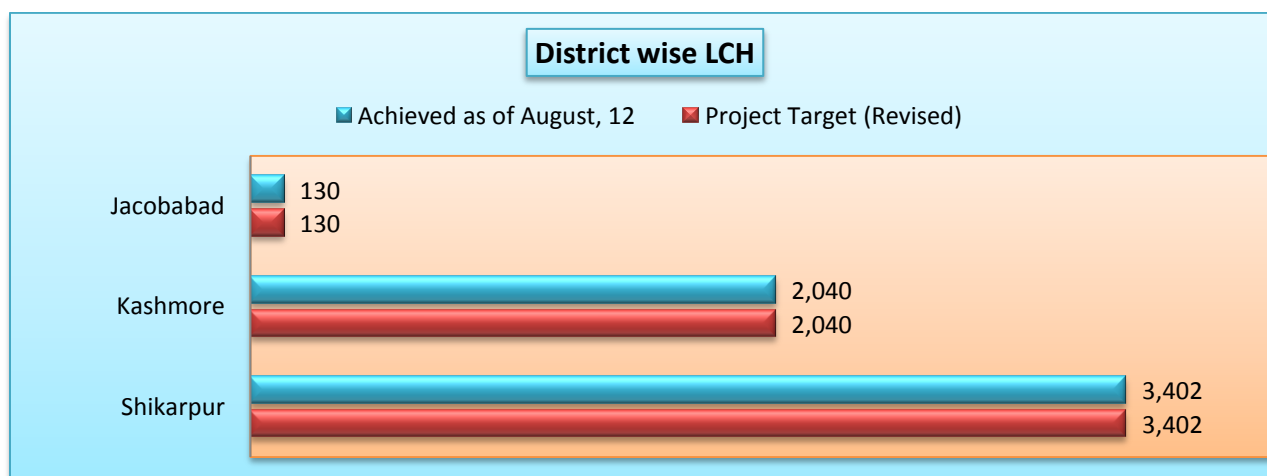
Shelter support is being provided in terms of Low Cost Houses to the extremely poor households who live in thatched huts and require shelter and have potential to build the houses by arranging their labor or engaging their own self in labor based work in the village.

The below table shows that from Feb, 09 to June, 5,572 houses had been constructed but after extension of the program the Govt has decided to stop the Low Cost Houses, because already Government of Sindh has provided 7,003 Shelter/Two room house to the community/households who has lost their house in flood 2010 through the village rehabilitation program in the districts.

As of August, 2012 a total of 5,572 Low Cost Houses has been completed in all three districts i.e. Shikarpur, Kashmore and Jacobabad.

Activity	District	Project Target (Revised)	Achieved as of August, 12	%
Low Cost Housing Scheme	Shikarpur	3,402	3,402	100
	Kashmore	2,040	2,040	100
	Jacobabad	130	130	100
Sub-Total		5,572	5,572	100

The below Chart shows the District wise achievements for Low Cost Housing



14. Micro Health Insurance and Social Protection

SRSO has taken an initiative to provide Micro Health Insurance cover to the communities through Cos in the largest area of 9 districts of Sindh. The initiative aims to improve poor people's access to affordable high quality health services; SRSO has started MHI with the collaboration of Adamjee Insurance Company Ltd.

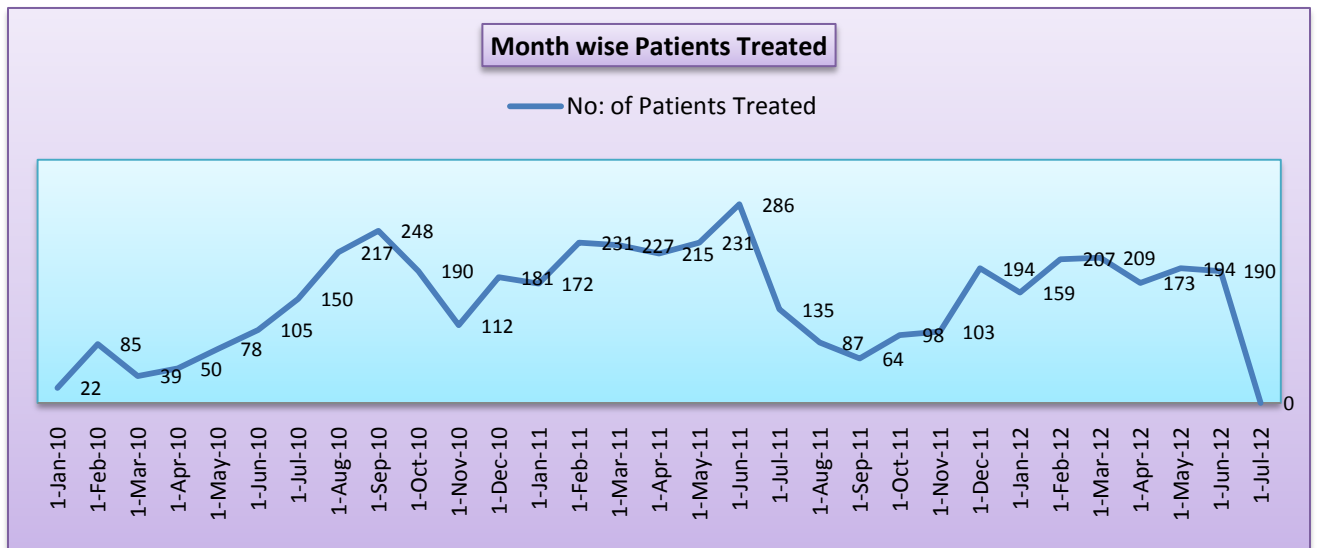
The Micro health insurance package allows all family members irrespective of age to avail hospitalization, accident and disability insurance for up to 25,000 each for day care, diagnostic services, and hospitalization (for more than 24 hours' stay) and obstetric care.

This social safety net measure is being provided to households that are in the 0-18 poverty band in order to pre-empt health accidents which result in reversal of the poverty alleviation efforts because households fall into vulnerability and poverty when one of their family members gets hospitalized.

The package also includes an accidental cover (disability compensation) and financial support of a sum of Rs.25000/ as Funeral Charges in case of death of a breadwinner of the family. As of July, 2012 there are 4,652 patients have been treated by Adamjee.

While the Agreement between Adamjee and SRSO has been closed in June 2012, since the agreement becomes closed no treatment made in August, 2012.

Below Chart shows the month wise status of patients who had been treated by Adamjee.



15. Enterprise

A new initiative of Enterprises has been added as a part of UCBPRP and established a well designed Outlet “Sartiyun Sang Market” at Sukkur to link the trained women in different trades in order to enhance their incomes, in a dynamic style, which is based on different cultural products which are being produced by the trained women and being sold by outlet, its income goes to those poor women who are producing these products.

The Month wise progress of Sartiyun Sang Market as Follows;

MONTH	SALE RS.	Margin 20% Outlet
12-Mar	75,310	15,062
12-Apr	137,815	27,563
MAY – 2012	284,796	56,959
June – 2012	402,955	80,591
July - 2012	357,786	71,557
August - 2012	471,158	94,232
TOTAL	1,729,820	345,964

- The below Chart shows the Month wise sale of Sartiyun Sang Market at Sukkur



- In above chart of the sale in the month of August 2012 has increased due to the Eid festival and many people have taken too much interest in culturally/traditionally made products.

The SSM team has also remained engaged in other activities during the month of August 2012 detail as given below:

- ✳ Visited different villages regarding order work for Sartiyun Sang Market Outlet.
- ✳ Visited Aumb Goth with SABAH Pakistan artisans registration.
- ✳ Meeting with OMV - ED Focal Persons regarding collaboration with Sartiyun Sang Market outlet.
- ✳ Conducted product development workshop (Wallet & dress design) in district Shikarpur.
- ✳ Participated in Khairpur dates festival 2012 and awarded best stall by district Government.
- ✳ Follow up visit of WWF center and gave technical support to WWF team regarding stitching techniques.
- ✳ Follow up visit of Sartiyun Sang Market regarding Display/ quality and redesigning of dresses.
- ✳ Participated in LSOs business plan meeting chaired by Ms Naheed Shah
- ✳ Dialogue with artisans regarding MOU with artisans
- ✳ Participated in Khairpur Festival
- ✳ Participated in Eid Festival.

15.1 Enterprises (Month wise & Day to day selling report)

Month wise & Day to day Sales Report						
Date	March, 12	April, 12	May, 12	June, 12	July, 12	August, 12
1/3/2012	10,450	4,200	340	7,415	9,691	15,253
2/3/2012	-	3,270	2,780	10,540	-	20,595
3/3/2012	-	2,220	5,110	17,080	18,538	22,144
4/3/2012	-	850	12,165	14,010	5,245	22,351
5/3/2012	-	4,890	5,840	5,980	9,870	9,190
6/3/2012	-	6,220	5,385	9,550	14,840	24,674
7/3/2012	-	6,890	8,070	6,195	9,013	27,458
8/3/2012	-	8,660	6,160	19,781	20,850	29,001
9/3/2012	-	6,250	3,545	10,990	8,950	31,185
10/3/2012	-	4,550	11,130	11,720	29,060	7,009
11/3/2012	-	-	16,178	7,810	14,232	13,882
12/3/2012	-	7,820	6,920	9,900	10,166	12,926
13/3/2012	-	3,750	44,760	12,210	10,250	27,438
14/3/12	-	4,050	6,329	12,440	11,729	4,842
15/3/12	-	3,655	4,105	25,135	10,744	19,478
16/3/12	-	3,665	12,734	23,480	37,398	23,171
17/3/12	-	3,890	13,990	9,655	9,345	19,750
18/3/12	-	3,955	5,458	11,256	17,220	29,758
19/3/12	15,350	6,475	6,929	8,005	20,760	31,861
20/3/12	-	11,540	5,135	7,375	4,568	-
21/3/12	15,660	-	6,713	7,440	510	-
22/3/12	3,520	1,340	15,630	8,765	4,030	2,450
23/3/12	-	900	-	30,922	3,520	2,300
24/3/12	9,370	3,400	19,055	21,533	6,960	23,079
25/3/12	5,880	7,670	8,285	6,020	8,140	11,320
26/3/12	750	2,510	3,320	27,278	7,915	4,725
27/3/12	1,030	10,035	4,320	20,330	12,890	7,646
28/3/12	3,360	7,430	6,535	14,000	8,577	9,554
29/3/12	3,790	3,960	11,480	11,870	13,800	3,660
30/3/12	1,650	3,770	12,270	14,440	14,635	8,456
31/3/12	4,500		14,125		5,740	6,820
TOTAL	75,310	137,815	284,796	403,125	359,186	471,976

15.2 Profit earned in the Month of August, 2012

Outlet Breakeven	
August, 2012	
Sales	471,000
Gross Margin	108,330
Other Expenses	
Payroll	20,000
Marketing/Promotion	-
Depreciation	-
Rent	70,000
Product Tags	-
Product Bags	4,000
Utilities	-
Insurance	-
Repairs and Maintenance	3,000
Freight In	-
Travel & Entertainment	5,000
Office Supplies	1,000
Telephone	-
Total Operating Expenses	103,000
Profit Before Taxes	5,330

15.3 Income of BDGs

District	BDGs Name	Amount
Ghotki	Asifa	7,600
Ghotki	Roshni	21,960
Ghotki	Khamiso Chachar	7,530
Jacobabad	Bodlo	95,600
Kashmore	Bakhtawar	94,500
Kashmore	Bukhari	48,800
Kashmore	Mir Wahid BuxBhayo	162,640
Kashmore	Wahid buxbijrani	44,610
Khairpur	Agha Ali Jatoi	79,238

Khairpur	Ali RazaSolangi	22,770
Khairpur	Hajani	3,000
Khairpur	Hameedabad	7,500
Khairpur	Metla Group	86,020
Khairpur	PirBux Solangi	25,400
Khairpur	Skill & Craft Dev: Centre	162,735
Khairpur	Sahiba	33,725
Shikarpur	Awaz	97,300
Shikarpur	Bhirkan	73,670
Shikarpur	Kiran	23,700
Shikarpur	Mir Wahid Bux Bhayo	9,150
Shikarpur	Sindh Sujagh	291,610
Total		1,399,058

15.4 Top 10 highly demanded Products

Product Name	Qty:
Bracelet	137
Chabies	420
Fancy Suit	214
Hand Fan Ajrak	138
Hand Parse	136
key chain circle	502
Khusas	184
Purses	171
Sindhi Cap	322
Sindhi Galay	163
Total	2387

15.5 Monthly stock & sale status

S.NO	Month	Opening Stock	Purchasing Stock	Sale	Stock Position
1	March, 2012	187,475	140,403	75,310	252,568
2	April, 2012	252,568	454,606	137,815	569,359
3	May, 2012	569,359	1,190,945	284,796	1,475,508
4	June, 2012	1,475,508	574,935	403,125	1,647,318
5	July, 2012	1,647,488	321,790	359,186	1,610,092
6	August, 2012	1,611,492	183004	471,976	1,322,520
TOTAL		-	2,865,683	1,732,208	-

15.6 New Products Introduced

S.No	Product Name
1	Date Leave Wallet
2	Suede Material Wallet
3	Dress Design
4	Shoulder Bags (Borta Material)
5	Shoulder Begs (Suede Material)
6	Mobile Pouch (Suede Material)
7	Shoulder begs (Simple)
8	Camera Pouch



16. Livestock

Live stock is a dynamic initiative that has been made for the rural communities especially poor women to engage them with the core tendency that is prevailed in the rural area. With this enormous initiative, the rural poor women would have an opportunity to enhance/expand their business of livestock by engaging their self with this activity.

By using the traditional method of farming, these poor women are generally agreed to adopt the basic adequate principles of the livestock initiative of GoS implemented by SRSO in the Districts of Shikarpur, Kashmore & Khairpur.

The entire work of livestock is being done with women through their LSOs, the below table illustrates the Progress made till As of August 2012.

Progress Report as of August 31,2012					
S.No	Activity	Project Targets till June 2012	Progress as of June 30,2012	Project Targets of 2012-2013	Progress of July & August 2012
1	Calves Received	2000	1781	5500	180
2	Calves Distributed	2000	1566	5500	70
3	Calves replaced	200	7	0	0
4	Total Mortality	200	251	0	46
5	Number of beneficiaries	1000	783	2750	35
6	Number of beneficiaries VOs	100	88	0	5
7	Number of beneficiaries LSOs	10	6	0	0
8	Training Given to beneficiaries	1000	103	2750	715

Calves rearing a special Initiative for poor women

- BoD has approved Rs.82,863,000/= for live stock initiative this year 2012-2013
- SRSO has received Rs.4.5 millions for livestock initiative from District Govt District Khairpur
- SRSO has proposed Rs.30 millions in extension phase of District Shikarpur and Kashmore
- SRSO has proposed Rs.10 million in UCBPRP Jacobabad among Rs.7 millions are allocated to livestock initiative
- SRSO has submitted proposal of Rs.30 millions to the CDP Sindh Govt
- SRSO has proposed Rs.4.5 million CIF amount for live stock initiative in District Khairpur
- SRSO has also proposed Rs.6.5 million CIF amount of District Sukkur for livestock initiative

Proposed Budget and Funding Sources

S.No	Funding Source	Amount in Millions
1	District Govt Khairpur	4.5 M
2	Proposal submitted to CDP	30 M
3	CIF Budget in District Khairpur	4.5 M
4	CIF Budget in District Sukkur	6.5 M
5	Livestock Budget in District Jacobabad	7 M
6	Livestock budget in District Shikarpur and Kashmore	30 M
Total Amount		82.5 M

Insurance Coverage

Insurance cover of livestock is awarded to United Insurance Company in open bidding as a 6% percent premium that would be Rs.900 against amount Rs.15000 per calf is ensured.

17. Education Component of UCBPRP

Project Background:-

An agreement between NRSP and SRSO was signed in October 2009 after the approval of UCBPRP education component. NRSP carried a baseline survey regarding the schools status in selected UCs of abovementioned districts. The baseline about status of education identified large number of non functional schools with absence of teachers as the primary reason of school closure. Poor quality of teaching and non-availability of facilities in schools and women teacher's access to schools were also highlighted in the baseline.

Project strategy focused on revitalization of non functional schools, encouragement of girl's education through an initiative of 2nd shift for girls in boy's school building and engagement of young children through early childhood centers. Project started with need identification of non functional schools in collaboration of Department of Education. Project was successful in identification of schools in two months time and SMCs were organized around schools but it faced difficulty in making those functional due to unavailability of competent female teachers in the vicinity. Identification of competent female teachers around the schools was difficult task in remote areas which were already under served with regard to girl's education in the past. Project efforts were realigned to find and address non functional schools where competent girl teachers could be available.

Project Achievements, Strategy/Process adopted:-

Various project interventions were conducted during the period in close coordination with Department of Education, SRSO, Village Organizations and SMCs. These included:

- ✚ Continuous social mobilization activities with SMCs
- ✚ Notification of SMCs and Opening of Bank Accounts
- ✚ Capacity building of SMCs
- ✚ Printing of record keeping tools for SMCs
- ✚ Capacity building of Teachers
- ✚ Capacity building of DOE officials
- ✚ Data collection / verification from DOE
- ✚ Preparation of SBAP by SMCs
- ✚ Capacity building of staff and strengthening of teams
- ✚ Preparation of cost estimate and designs of renovation work at schools
- ✚ Facilitating renovation of school buildings
- ✚ Provision of furniture at schools

- ✚ Facilitation in proposal development for continuity of education services for children in the schools
- ✚ Coordination with other donors and district government / line department
- ✚ Management setup under NRSP RYK region
- ✚ Supporting monitoring and reviews

Capacity building of Teachers:-

Teacher training were conducted based on experience of previous trainings. The trainings were more comprehensive and also had improved impact as teachers are now more used to teaching and had experience of almost one year, which made things understandable. In 1st round 202 teachers (District Shikarpur: 107 @ District Kandhkot: 95 teachers were trained before the month of June-2011. While in 2nd phase of training 99 teachers were trained in District Shikarpur and 96 were trained in District K.Kot (Total: 195). Training would be made effective by NRSP and trainer’s team mentoring campaign and if allowed a last round of training in last quarter of project, but that depends on availability of funds after renovation and missing facility campaign is over.

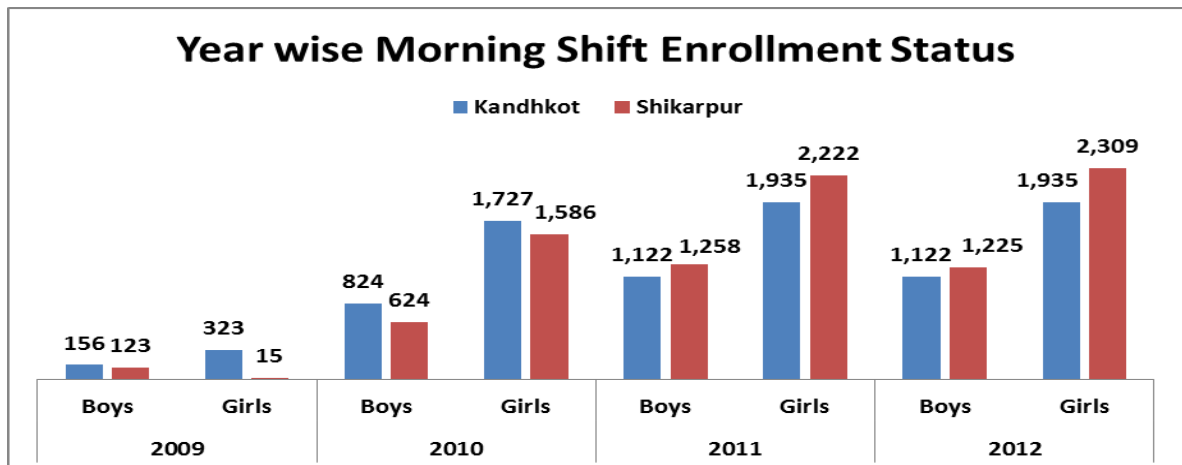
Enrollment Status in Schools:-

Enrollment trends in schools remained very encouraging. Except for the flood part of the project life the number of students has remained present in more than 75 % attendance rate per day.

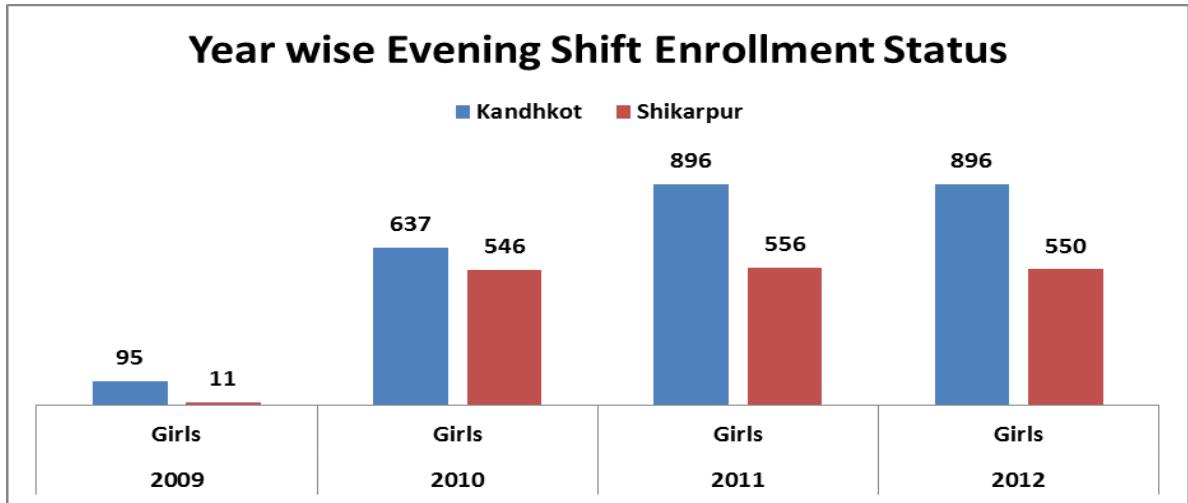
Year Wise Enrollment Breakup:-

- ✚ A comparison was conducted wef 2009 to 25-08-2012.

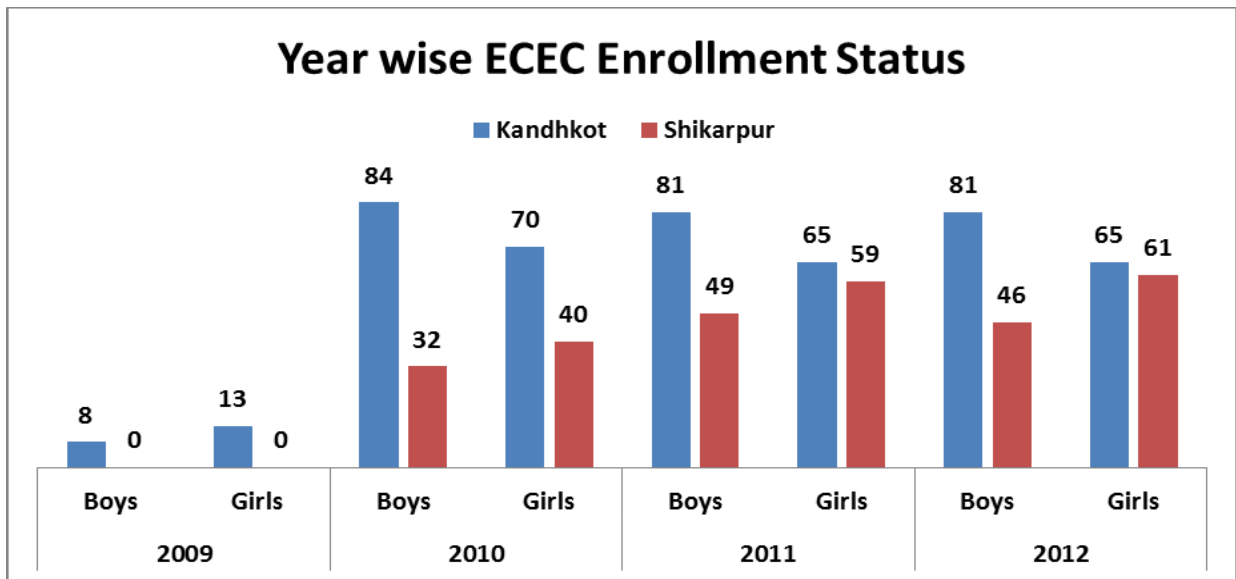
1. Morning Shift:-



2. Evening Shift:-



3. Early Childhood Education Center:-

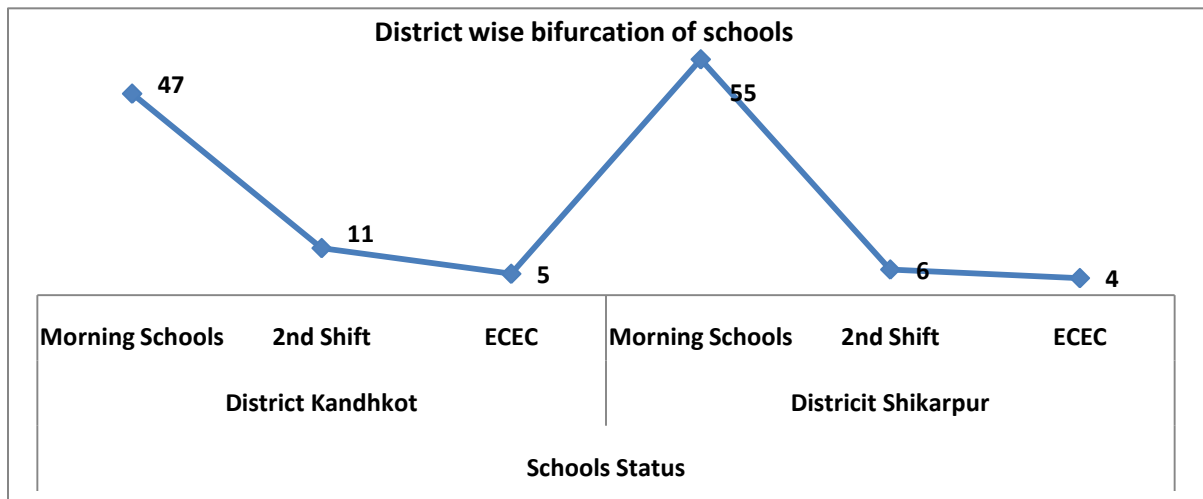


Achievement as of August, 2012:

Indicators Descriptions	Project Targets	Achievement As of August, 2012
Non Functional Schools Re functionalized	102	102
Girls Primary Schools	44	44
Boys Primary Schools	58	58
School Management Committees established	119	119
No. of Beneficiary Villages	119	119
No. of Beneficiary UC's	29	29
Activation of 2nd Shift Girls Primary School	24	24
Early Childhood Education Centers established	9	9
No. of Teachers Appointed (Local Female)	-	198
Teacher Trained through modern procedure (Friendly education system)	198	195
Govt. Education Deptt: Officials Trained	21	21
Number of School Improvement Plans Prepared	102	102
Number of School Improvement Plans Completed	102	69

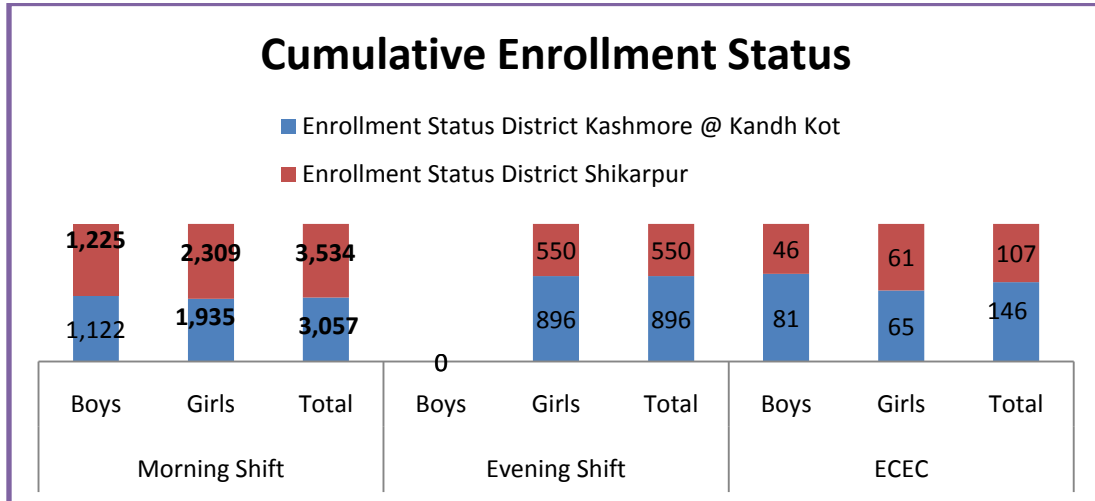
Functionalization of schools:-

There has been visible progress made in “Education Component” of UCBPRP. UBRP-Education component team is working hard to ensure quality education by keeping the schools functional and develop better environment for the education. All 102 schools have been functionalized in morning shift at Kashmore and Shikarpur. Out of 102 schools, 47 are in Kashmore@Kandhkot and 55 in Shikarpur district. Further detail is shown in table below:



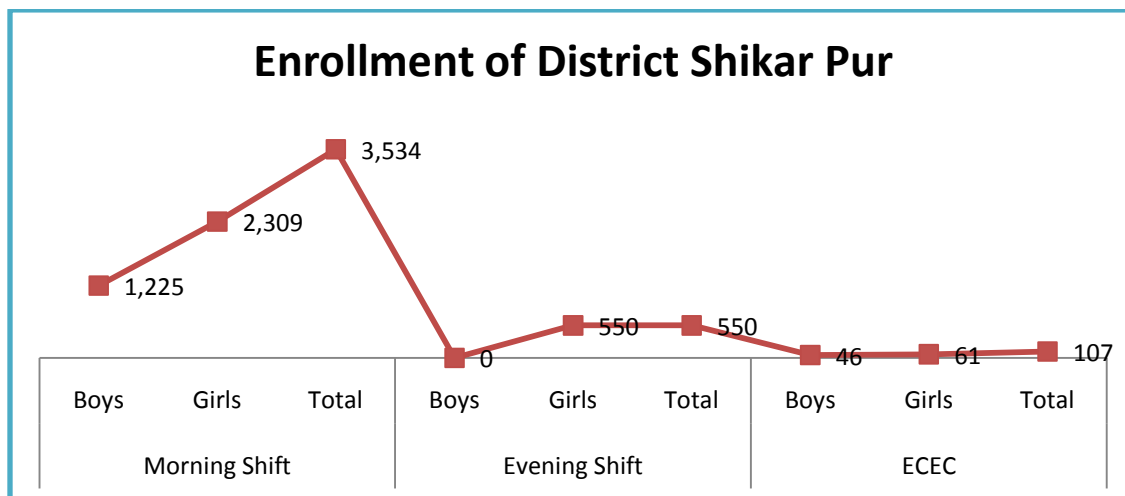
Cumulative enrollment:-

Total enrolled students are 8,290 having bifurcation of 4,244 Girls and 2,347 boys in the morning shift schools of the both district. In evening shifts schools (Girls) total enrollment is 1,446 and in ECEC enrollment is boys 127, whereas 126 girls are enrolled in both districts.



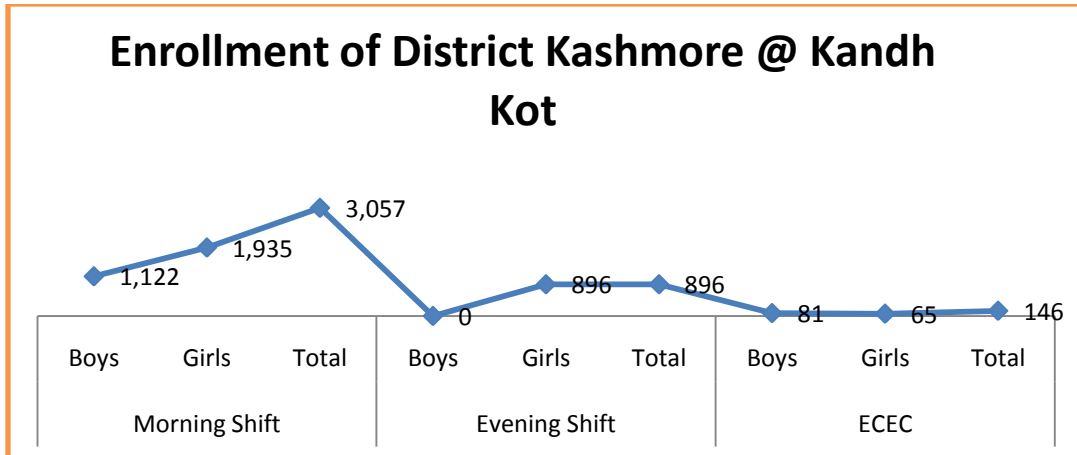
District wise enrollment break up: Enrollment in district Shikarpur:-

In morning shift total enrollment is 3,534 (Boys 1,225 & Girls 2,309). In evening shift girls are 550 while in ECEC total enrollment is 107 (Boys 46 & Girls 61). Total enrollment is 4,191 having 1,271 boys and 2,920 girls.



Enrollment in district Kashmore @ Kandh Kot:-

There are 3,057 students enrolled in morning shift including 1,122 boys and 1,935 girls. Evening shift has 896 girls. ECEC total enrollment is 146, boys are 81 and girls are 65. The total enrollment is 4,099, Boys enrollment is 1,203 and Girls are 2,896.



Teachers’ status in district Shikar pur & Kashmore @ Kandh Kot:-

- Total 108 teachers in district Shikarpur & 94 teachers in Kandhkot are spreading knowledge in both districts

Teachers’ recruitment:-

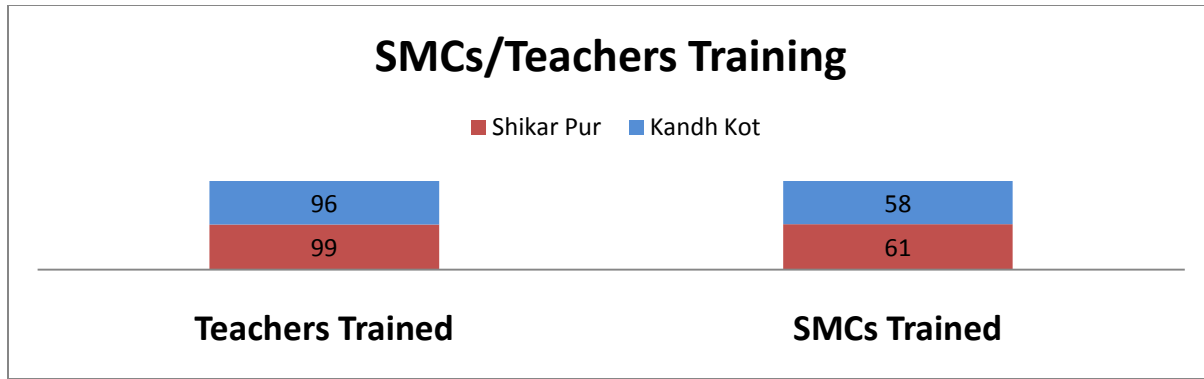
- All teachers are appointed on the standard procedure of hiring. Only those candidates called for interview who passed their written test. Interview selection committee was comprised of SMC members, UCBPRP-Education component team and officials from district government education department.

Meeting with DEO & ADO Education :-

- A meeting was held with Mr. Ramzan Chandio DEO-Edu District Shikarpur. The main objective of meeting was to share the progress of the project.

School management committee (SMC) trainings:-

- SMC trainings have been completed in both districts (Kashmore-Kandh Kot & Shikarpur)



CPI work completed in Shikarpur and Kandhkot:-

- In the first phase, CPI work has been fully completed in 34 schools. Out of which 15 Schools are of Kashmore-Kandhkot and 19 school of Shikarpur District

Note: CPI work could not start in 03 schools at District Shikar Pur due to issues in community (1. GGPS-Longani 2. GGPS-Ali Je Wandh 3. GGPS-Salar Bhati)

18. Elementary Education through Cluster Schools at District Shikarpur & Kandhkot

Progress Report

After signing the Project Agreement between SRSO and Community Development Program P&DD, GoS on July 1st 2012, following activities have been completed till August 10, 2012,

Coordination with District Government

A Consultation meeting was conducted with DC Shikarpur and his team and briefed them about project and its activities, He is fully willing to support in education component.

- Consultation meeting with District Education Officer Shikarpur about the project orientation and required information.
- As per our request, DC Shikarpur has nominated ADC-II as a contact person for day to day consultation from District Government.
- We have held another meeting with ADC-II and got some required information about the Cluster schools.
- Following things were discussed and agreed with DC Shikarpur and DEO Khandhkot-Kashmore

SRSO made an agreement with CDP, P & DD Government of Sindh for three cluster schools up to the elementary level 1. Garhi Sahib Khan Taluka Garhi Yaseen (exist abandoned Govt: middle School building at Ghari Sahib) 2. Sohrab Khan Pahore Taluka Kanpur (construct more class rooms to the existing building) 3. Bahdur Khan Koso Taluka Tangwahani (construct more class rooms to the exist building) the parties have agreed to handover the management of these three schools to SRSO for collaboration and take joint responsibilities for the sustainability of these schools established under the projects (SRSO – CDP Cluster Elementary Schools) for the District Shikarpur and Kashmore.

Status of CPI work

- Signed Term of Partnership (TOP) between SRSO and Local Support Organization/village Organizations
- Fixed roles and responsibilities of LSOs/VOs and SRSO in the Project execution
- Dedicated Engineering staff monitor ongoing civil work regularly
- Civil work of the Cluster Schools Bahadur Khoso and Ghari Sahib Khan has been completed while civil work of Suhrab Khan Pahore has initiated in month of Sept 2012, Progress of Cluster Schools mention as under,

School Bahadur Khoso (New rooms=04)

Sr#	Descriptions	Work done
1	Excavation	100%
2	PCC 1:4:8	100%
3	Plinth Beam	100%
4	Lintel Beam	100%
5	Brick masonry work completed up to roof level	100%
6	Earth Filling in rooms	100%
7	Roofing of rooms	100%
8	Pointing work	In Progress

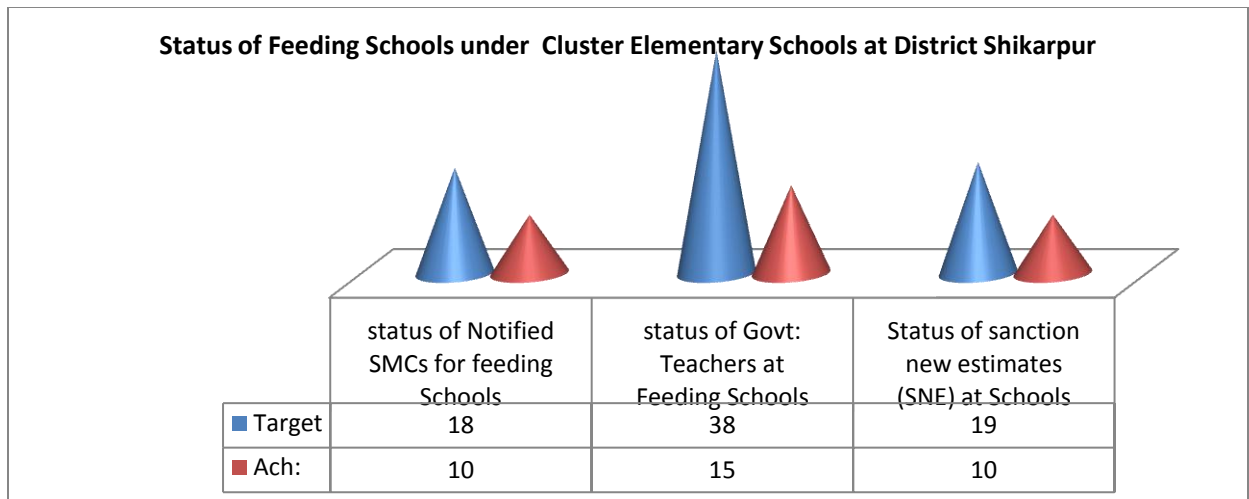
Garhi Sahib Khan

S.#	Description	Estimated work	Actual Work done	Physical Progress
1	New Construction of compound wall	226-ft	226-ft	100%
2	Extension of Compound Wall	173-ft	173-ft	100%
3	Plastering	4584-sft	4584 sft	100%
4	Masonry work	1331-cft	1331-cft	100%
5	Pointing	2071-sft	2071-sft	100%
6	Pcc Flooring	316-cft	316 cft	100%
7	Necessary electric fitting			
8	Celling fans	14 Nos		
9	Electric motor Along with Sanitary fitting			
10	Water tanks of 50 gallons	03 Nos		

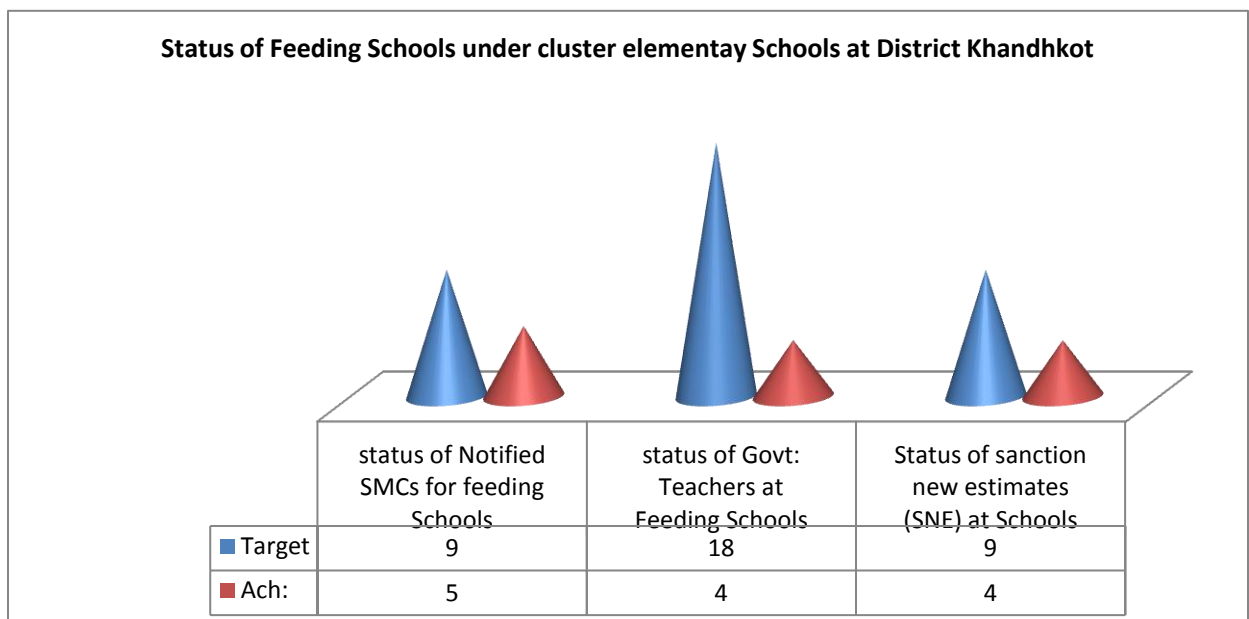
Note: Only colour work & electric fitting is remaining.

General Progress

- Held meeting at SRSO –Coordination office Karachi on 30th July 2012, reviewed and discussed the progress of UCBPRP-Education Component and the Cluster Schools initiated in District Shikarpur and Khandhkot under CDP-GoS
- Held meeting with IBA-Registrar Zahid Khund about Talent Hunt Programme and shared a list of Candidates under THP to be considered positions for Teachers at Cluster Elementary Schools
- Conducted Dialogue with LSO Bukhtawar (Ghari Sahib Khan), LSO Iqra (Suhrah Khan Pahore) and LSO Roshani (Bahadur Khan Khoso), nominated names among LSO members for Education committee, supervising ongoing Project activities at Cluster Elementary Schools since inception of the Project and onwards..
- Held meeting with District Education Offices Shp and Kashmore respectively regarding a list of govt: School Teachers posted at feeding Schools.



Source: District Education Dept: Shp



Source: District Education Dept: Kandhkot

Financial Status

- As per request of CDP, SRSO Bank security has been submitted to CDP,P&DD Karachi for further process
- Furthermore, a request for transfer of funds has been placed at CDP office Karachi
- SRSO its finance has started civil work at cluster elementary Schools and to be completed within a month of Sept 2012.

Activity Plan of District Jacobabad for the Year of 2012-13

Activity	Total Project Targets	Achievement As of June, 2012	Remaining	Quarter wise Plan of 2012-13			
				Qtr 1	Qtr 2	Qtr 3	Qtr 4
Poverty Score Card Survey	29	29	-	-	-	-	-
House Holds Organized	84,893	84,893	-	-	-	-	-
CO Formed	5,074	5,074	-	-	-	-	-
VO Formed	1,811	1,811	-	-	-	-	-
LSO Formed	15	3	12	5	7	-	-
Income Generating Grants	2,000	1,361	639	150	250	189	50
Community Investment Fund [Band-0-18]	29,094	11,410	17,684	2,500	8,000	5,000	2,184
Vocational Training Band [0-18]	5,811	5,811	-	-	-	-	-
Community Physical Infrastructure	50	-	50	20	30	-	-
Low Cost Housing Schemes	1,530	130	1,400	400	1,000	-	-
Enterprise Development	1	-	1	1	-	-	-
CO-Capacity Building	10,148	9,835	313	200	113	-	-
VO-Capacity Building	10,866	7,285	3,581	1,181	2,400	-	-
Capacity Building of Village Subject specialists (Traditional Birth Attendants)	450	450	-	-	-	-	-
Provision of CIF to LSOs	15	-	15	2	8	5	-
LSO Capacity Building	60	-	60	10	30	20	-
LSO Conference	4	-	4	1	1	1	1
LSOS members to be sent on Exposure Visits	45	-	45	10	20	15	-
Rehab Activities -Construction of Houses	3,000	3,050	(50)	-	-	-	-
Rehab Activities - Provision of Forced Hand pumps & Latrine to Households	1,615	2,376	(761)	-	-	-	-
Rehab Activities -Sanitation & Brick Paving of Streets in Villages	17	17	-	-	-	-	-