



# MONTHLY PROGRESS REPORT

As of April, 2012

SINDH RURAL SUPPORT ORGANIZATION (SRSO)

# Contents



03. Executive Summary



06. District Wise  
Achievement



09. Social Mobilization



11. CO & VO  
Level Trainings



13. Local Support  
Organization



14. Livestock

**IGG**

15.

**CIF**

16.

**VTP & LCH**


17.

**MHI**

18.

**interprise**

19.



20. VRP



21. Education



## Executive Summary.

---

The Union Council Based Poverty Reduction Program (UCBPRP) is a groundbreaking program of the Government of Sindh aimed at reducing poverty by tapping into the potential of the people. It is being implemented by Sindh Rural Support Organization (SRSO) and was initiated on February 1, 2009 in two districts: Shikarpur and Kandhkot-Kashmore. After analyzing the performance in both districts, Government of Sindh initiated this program in Jacobabad district as well in June, 2010. The UCBPRP aims at improving the quality of life of the rural communities, especially that of the poorest of the poor, through the conceptual package of social mobilization.

This entails organizing rural communities into “organizations of the poor” at the community, village and union council level. In order to accomplish this, SRSO conducted “Poverty Score Card” exercise in 116 union councils in Shikarpur, Kashmore-Kandhkot and Jacobabad to help identify the poor and the poorest.

Due to the flood few months, overall activities of the UCBPRP remained halted, after that this program was extended for a year.

### **Social Mobilization**

As of April, 2012 total 267,544 households had been organized into 15,630 community organizations, clustered into 5,294 village organizations and federated into 55 Local Support Organizations in three districts-e Shikarpur, Kashmore-Kandhkot and Jacobabad. After three years the Community/Village Organizations has been developing their governance systems as they undertake more and more development activities. Their institutional maturity and their ability to influence government and other stakeholders have been built over time. The RSP experience has shown that a mosaic of civil society organizations has developed where mobilization has taken place. The clustering of Community Organizations leads to the formation of Village Organizations. The clustering of Village Organizations leads to the formation of cluster-level Local Support Organizations (LSOs) which represent the second generation social mobilization. As of April, 2012 total 55 Local Support Organizations at union council level had been formed.

## **Capacity Building**

As such, the project as part of human resource development of these three tiers has imparted the trainings for the capacity building of the office bearers of the Cos, VOs and LSOs; the CO is the ideal grass-roots organization for identifying potential recipients for various household level interventions under each PSC band. It is very much essential that the capacity building of office bearers of the COs is carried out to make them fully functional because unless this is not done an effective mechanism for delivery and monitoring of services. As of April, 2012 total 53,863 CO, 35,790 VO and 404 LSO members trained in management and CIF record keeping trainings.

### **Vocational Skills Training:**

The UCBPRP also includes a component whereby youth from extremely poor and chronically poor households will be identified and provided scholarships for receiving vocational skills training. As of April, 2012 total 30,843 participants had been trained in different trades.

### **Income Generating Grant:**

The lower band i.e. The poorest of the poor (PSC Band 0-11) including widows and people live with chronic disabilities. The basic objective of IGG is to provide grants for purchasing of Livestock, Agriculture. It ensures proper and productive use of grants and lots of IGG beneficiaries are able to take CIF, which shows that they are out of the box of the poorest of the poor in 0-11 band and will graduate to the next level. As of April, 2012 Income Generating Grant had been given to 6,497 members.

### **Community Investment Fund**

The most appropriate intervention is setting up of a village based revolving fund at the community level called "Community Investment Fund" (CIF). The CIF is managed by an organized community and provides interest free loans for 0-18 households. As of April, 2012 a total of 79,673 beneficiaries have been benefited from CIF.

### **Community Physical Infrastructure:**

VOs are to be given scheme of Community Physical Infrastructure (CPI), which may include sanitation and drinking water supply as a grant. Shelter support is being provided in terms of Low Cost Houses to the extremely poor households who live in thatched huts and require shelter. As of April, 2012 total 5,542 Low Cost Houses have been initiated

**Micro Health Insurance:**

The Micro Health Insurance package allows all family members irrespective of age to avail hospitalization, accident and disability insurance for up to 25,000 each for day care, diagnostic services, and hospitalization (for more than 24 hours' stay) and obstetric care. This social safety net measure is being provided to households that are in the 0-18 poverty band in order to pre-empt health accidents which result in reversal of the poverty alleviation efforts because households fall into vulnerability and poverty when one of their family members gets hospitalized. The package also includes an accidental cover (disability compensation) and financial support of a sum of Rs.2, 5000/ as Funeral Charges in case of death of a breadwinner of the family. As of April, 2012 total 4,268 patients had been treated.

**Village Rehabilitation:**

After the flood the pilot activity for UCBPRP was temporarily suspended until the flood subsided. Since the flood changed the overall scenario, GoS extended its support to flood affected people in relief and rehabilitation while providing shelter for them on priority basis. As of April, 2012 work has been initiated over 7,003 houses and 6,234 houses had been completed.

**District Wise Achievement as of April, 2012 (District Shikarpur, Kashmore & Jacobabad)**

S. No	Activity	District	Revised Project Targets	As of March, 2012		April, 2012		As of April, 2012		
				Targets as of Mar, 12	Achievement as of Mar, 12	Targets for the April, 12	Achievement for the April, 12	Targets as of April, 12	Achievement as of April,12	%
1	Poverty Score Card	Shikarpur	50	50	50	-	-	50	50	100
		Kashmore	37	37	37	-	-	37	37	100
		Jacobabad	29	29	29	-	-	29	29	100
	Sub-Total		116	116	116	-	-	116	116	100
2	Households Organized	Shikarpur	102,306	102,306	102,306	-	-	102,306	102,306	100
		Kashmore	80,345	80,345	80,345	-	-	80,345	80,345	100
		Jacobabad	73,830	73,830	84,893	-	-	73,830	84,893	100
	Sub-Total		256,481	256,481	267,544	-	-	256,481	267,544	100
3	CO Formation	Shikarpur	5,846	5,846	5,846	-	-	5,846	5,846	100
		Kashmore	4,710	4,710	4,710	-	-	4,710	4,710	100
		Jacobabad	4,922	4,922	5,074	-	-	4,922	5,074	100
	Sub-Total		15,478	15,478	15,630	-	-	15,478	15,630	100
4	CO members trained in management skills	Shikarpur	12,678	12,678	12,678	-	-	12,678	12,678	100
		Kashmore	9,382	9,382	9,382	-	-	9,382	9,382	100
		Jacobabad	4,922	4,490	4,621	432	353	4,922	4,974	100
	Sub-Total		26,982	26,550	26,681	432	353	26,982	27,034	100
5	CO members trained in CIF Need identification	Shikarpur	12,678	12,678	12,678	-	-	12,678	12,678	100
		Kashmore	9,382	9,382	9,310	-	-	9,382	9,310	99
		Jacobabad	4,922	4,438	4,560	484	281	4,922	4,841	98
	Sub-Total		26,982	26,498	26,548	484	281	26,982	26,829	99
6	Village Organizations Formed	Shikarpur	1,810	1,810	1,810	-	-	1,810	1,810	100
		Kashmore	1,673	1,673	1,673	-	-	1,673	1,673	100
		Jacobabad	1,200	1,200	1,811	-	-	1,200	1,811	100
	Sub-Total		4,683	4,683	5,294	-	-	4,683	5,294	100
7	No. of Participants Trained in VO Management	Shikarpur	5,096	5,096	6,253	-	-	5,096	6,253	100
		Kashmore	3,771	3,771	4,541	-	-	3,771	4,541	100
		Jacobabad	2,400	2,400	2,585	-	-	2,400	2,585	100
	Sub-Total		11,267	11,267	13,379	-	-	11,267	13,379	100
8	No. of Participants Trained in VO CIF Training	Shikarpur	5,096	5,096	5,096	-	-	5,096	5,096	100
		Kashmore	3,771	3,771	3,771	-	-	3,771	3,771	100
		Jacobabad	2,400	2,400	2,287	-	183	2,400	2,470	100
	Sub-Total		11,267	11,267	11,154	-	183	11,267	11,337	100

**District Wise Achievement as of April, 2012 (District Shikarpur, Kashmore & Jacobabad)**

S. No	Activity	District	Revised Project Targets	As of March, 2012		April, 2012		As of April, 2012		
				Targets as of Mar, 12	Achievement as of Mar, 12	Targets for the April, 12	Achievement for the April, 12	Targets as of April, 12	Achievement as of April,12	%
9	VO Book Keeping Training (No of Pax)	Shikarpur	5,097	5,097	5,097	-	-	5,097	5,097	100
		Kashmore	3,771	3,771	3,771	-	-	3,771	3,771	100
		Jacobabad	2,400	2,400	2,095	-	111	2,400	2,206	92
	Sub-Total		11,268	11,268	10,963	-	111	11,268	11,074	98
10	Local Support Organizations Formed	Shikarpur	35	27	25	3	7	30	32	100
		Kashmore	25	18	16	2	5	20	21	100
		Jacobabad	15	0	0	2	2	2	2	100
	Sub-Total		75	45	41	7	14	52	55	100
11	CIF to be given Local Support Organizations	Shikarpur	35	18	4	3	10	21	14	67
		Kashmore	25	12	0	2	-	14	-	-
		Jacobabad	-	-	-	-	-	-	-	-
	Sub-Total		60	30	4	5	10	35	14	40
13	LSO members trained in CIF Appraisal, Monitoring and Book keeping	Shikarpur	172	114	84	19	28	133	112	84
		Kashmore	128	84	47	14	19	98	66	67
		Jacobabad	-	-	-	-	-	-	-	-
	Sub-Total		300	198	131	33	47	231	178	77
13	LSO members trained in Managerial skills, Book Keeping	Shikarpur	172	114	100	19	34	133	134	100
		Kashmore	128	84	73	14	19	98	92	94
		Jacobabad	-	-	-	-	-	-	-	-
	Sub-Total		300	198	173	33	53	231	226	98
14	LSO members to be sent on Exposure Visits	Shikarpur	103	66	35	11	-	77	35	45
		Kashmore	107	54	13	9	-	63	13	21
		Jacobabad	-	-	-	-	-	-	-	-
	Sub-Total		210	120	48	20	-	140	48	34
15	Households to be Given IGG	Shikarpur	3,668	3,168	2,859	166	301	3,334	3,160	95
		Kashmore	2,715	2,345	1,713	123	277	2,468	1,990	81
		Jacobabad	1,573	820	1,068	100	279	920	1,347	100
	Sub-Total		7,956	6,333	5,640	389	857	6,722	6,497	97
16	Households to be Given CIF	Shikarpur	44,607	40,528	34,813	1,831	2206	42,359	37,019	87
		Kashmore	33,010	29,295	29,454	1,181	1996	30,476	31,450	100
		Jacobabad	10,131	10,131	10,266	-	938	10,131	11,204	100
	Sub-Total		87,748	79,954	74,533	3,012	5,140	82,966	79,673	96

**District Wise Achievement as of April, 2012 (District Shikarpur, Kashmore & Jacobabad)**

S. No	Activity	District	Revised Project Targets	As of March, 2012		April, 2012		As of April, 2012		
				Targets as of Mar, 12	Achievement as of Mar, 12	Targets for the April, 12	Achievement for the April, 12	Targets as of April, 12	Achievement as of April,12	%
17	Households to be Given Scholarship for VTP	Shikarpur	14,478	12,935	13,537	1543	782	14,478	14,319	99
		Kashmore	10,713	9,569	10,199	1144	514	10,713	10,713	100
		Jacobabad	5,811	5,811	5,811	-	-	5,811	5,811	100
	Sub-Total		31,002	28,315	29,547	2,687	1,296	31,002	30,843	99
18	Villages to be Given Drinking Water Supply	Shikarpur	444	421	421	23	17	444	438	99
		Kashmore	357	340	340	17	-	357	340	95
		Jacobabad	300	300	-	-	-	300	0	0
	Sub-Total		1,101	1061	761	40	17	1101	778	71
19	Locations to improve under Low Cost Village	Shikarpur	44	44	44	-	-	44	44	100
		Kashmore	12	12	12	-	-	12	12	100
		Jacobabad	-	-	-	-	-	-	-	-
	Sub-Total		56	56	56	-	-	56	56	100
20	Low Cost Housing Scheme	Shikarpur	3,402	3,128	3,128	274	274	3,402	3,402	100
		Kashmore	2,040	2,010	2,010	30	-	2,040	2,010	99
		Jacobabad	2,000	2000	130	-	-	2,000	130	7
	Sub-Total		7,442	7,138	5,268	304	274	7,442	5,542	74
21	Experience Sharing workshops	Shikarpur	19,701	19,701	19,701	-	-	19,701	19,701	100
		Kashmore	10,494	10,494	10,494	-	-	10,494	10,494	100
		Jacobabad	11,520	175	-	-	-	175	-	-
	Sub-Total		41,715	30,370	30,195	-	-	30,370	30,195	99
22	Productivity Enhancement Training	Shikarpur	793	140	117	-	-	140	117	84
		Kashmore	587	104	127	-	-	104	127	100
		Jacobabad	1,000	375	-	-	-	375	-	-
	Sub-Total		2,380	619	244	-	-	619	244	39
23	TBA	Shikarpur	2,002	2,002	2,002	-	-	2,002	2,002	100
		Kashmore	1,481	1,408	1,338	73	90	1,481	1,428	96
		Jacobabad	1,200	400	291	50	128	450	419	93
	Sub-Total		4,683	3,810	3,631	123	218	3,933	3,849	98
24	Non Functional Schools to be Functionalized	Shikarpur	55	55	55	55	55	55	55	100
		Kashmore	47	47	47	47	47	47	47	100
		Jacobabad	-	-	-	-	-	-	-	-
	Sub-Total		102	102	102	102	102	102	102	100
25	2nd Shift Girls Schools to be established	Shikarpur	9	9	9	9	9	9	9	100
		Kashmore	15	15	15	15	15	15	15	100
		Jacobabad	-	-	-	-	-	-	-	-
	Sub-Total		24	24	24	24	24	24	24	100
26	Early Child Hood Centers to be established	Shikarpur	4	4	4	4	4	4	4	100
		Kashmore	5	5	5	5	5	5	5	100
		Jacobabad	-	-	-	-	-	-	-	-
	Sub-Total		9	9	9	9	9	9	9	100





## Social Mobilization

UCBPRP is creating impact and transforming the social mobilization process into a more effective tool for empowering people and distinguishing the Community Organizations as effective sources for poverty reduction and delivery of services. To expand the impact of social mobilization this program focuses on; Expanding the role of Community Activists, increasing participation of Women and Poor in the socioeconomic development process, Cleaness, Accountability and Equitable Distribution, Independent Fund Management by the Communities, Self Help and Civic responsibilities, Forging linkages, Poor women have started to develop concrete, action oriented solutions to identify problems and challenges.

As of April, 2012 a total of 267,544 households has been organized in three districts.

Activity	District	Project Target (Revised)	Achieved as of April,12	%
Households Organized	Shikarpur	102,306	102,306	100
	Kashmore	80,345	80,345	100
	Jacobabad	73,830	84,893	100
<b>Sub-Total</b>		<b>256,481</b>	<b>267,544</b>	<b>100</b>

Note: According to the PC-1 targets of the Social Mobilization has been completed.

## Village Organization

---

Community Organizations are being federated into Village Organizations at Village level, therefore, as of April, 2012 a total of 5,294 Village Organizations has been formed in three districts, detailed table shows the district wise number of formed village organizations during the reporting period;

>100%

Activity	District	Project Target (Revised)	Achieved as of April, 12	%
Village Organizations Formed	Shikarpur	1,810	1,810	100
	Kashmore	1,673	1,673	100
	Jacobabad	1,200	1,811	100
<b>Sub-Total</b>		<b>4,683</b>	<b>5,294</b>	<b>100</b>

## Community Organization

---

Organizing community members into Community Organizations through social mobilization is a problem-solving approach whereby the community is empowered with the knowledge and skills to identify and prioritize its needs, and problems, harness its resources to deal with these problems and take action collectively. Village Organization is an association of women to strengthen the capacity of the poor for sustainable development and create a link between rural people and other institutions. All COs are federated into VOs for the representation of CO members at village level.

>100%

As of April, 2012 a total of 15,630 Community Organizations has been formed in three districts, district wise target v/s achievement is given below the table

Activity	District	Project Target (Revised)	Achieved as of April, 12	%
CO Formation	Shikarpur	5,846	5,846	100
	Kashmore	4,710	4,710	100
	Jacobabad	4,922	5,074	100
<b>Sub-Total</b>		<b>15,478</b>	<b>15,630</b>	<b>100</b>



## CO & VO level Training

The CO is the ideal grass-roots organization for identifying potential recipients for various household level interventions under each PSC band. It is very much essential that the capacity building of office bearers of the COs is carried out to make them fully functional because unless this is not done an effective mechanism for delivery and monitoring of services through these two tiers of social mobilization cannot be developed. As such, the project as part of human resource development of these two tiers has imparted the following trainings for the capacity building of the office bearers of the Cos.

- **CO members trained in management skills**
- **CO members trained in CIF need identification**

As of April, 2012 a total of 53,863 CO members has been trained in both trainings. All Community Level Trainings have been 100% completed.

>100%

Activity	District	Project Target (Revised)	Achieved as of April, 12	%
CO members trained in management skills	Shikarpur	12,678	12,678	100
	Kashmore	9,382	9,382	100
	Jacobabad	4,922	4,974	100
<b>Sub-Total</b>		<b>26,982</b>	<b>27,034</b>	<b>100</b>
CO members trained in CIF Need identification	Shikarpur	12,678	12,678	100
	Kashmore	9,382	9,310	99
	Jacobabad	4,922	4,841	98
<b>Sub-Total</b>		<b>26,982</b>	<b>26,829</b>	<b>99</b>
<b>Grand Total</b>		<b>53,964</b>	<b>53,863</b>	<b>100</b>

## CO & VO level Training

;

There are three types of training are being given to the office bearer of Village Organization, after the federation of Cos into VOs; which are;

- **VO Management**
- **VO Community Investment Fund**
- **VO Book Keeping**

As of April, 2012 a total of 35,970 VO members have been trained which 100% against PC-1 targets in all above training in three districts

>100%

Activity	District	Targets as of April , 12	Achievement as of April, 12	%
No. of Participants Trained in VO Management	Shikarpur	5,096	6,253	100
	Kashmore	3,771	4,541	100
	Jacobabad	2,400	2,585	98
Sub-Total		11,267	13,379	100
No. of Participants Trained in VO CIF Training	Shikarpur	5,096	5,096	100
	Kashmore	3,771	3,771	100
	Jacobabad	2,400	2,470	100
Sub-Total		11,267	11,337	100
VO Book Keeping Training (No of Pax)	Shikarpur	5,097	5,097	100
	Kashmore	3,771	3,771	100
	Jacobabad	2,400	2,206	92
Sub-Total		11,268	11,074	97
Grand Total		33,802	35,790	100

## Local Support Organization

---

The LSO is a formal body of Community Organization representatives, to continue and expand locally, on a permanent basis, the participatory development practices initiated. The LSO is the apex body of the three tier social organization structure. This consists of a structure where male and female COs are federated at the village-level in a Village Organization (VO), which are then further agglomerated at the Union Council level. Union Council Based Poverty Reduction Program uniqueness is CO/VO and LSO members are women only. In essence, the LSO is a membership organization of all COs/VOs of a particular Union Council. The VOs nominate at least two of their representatives in the General Body of their LSO; The General Body of the LSO then elects its Executive Committee. These bodies make and approve LSO bylaws. The LSO is then registered under any suitable law and thus it receives the status of a legal, formal and permanent civil society organization.

### **The main objectives of the Local Support Organization are:**

>100%

- Provide a localized permanent institutional arrangement to scaling up social mobilization and organizing all the poor households through low cost measures, by the community activists and foster and nurture inclusive, democratic and accountable grass roots organizations of COs and VOs
- Facilitate development of household, village and UC level development plans in consultation with the local organized communities and supervise their implementation
- Provide an institutional facility to foster development linkages between service providers in government, NGO and private sector and the local organized communities
- Lobby to influence government's planning and policy formulation by strengthening civic participation in government planning cycle by actively engaging the local government and government line agencies in participatory development planning events and multi stakeholder consultation forum on local development plans
- Mobilize resources, both from internal and external sources to finance its operational cost and development plans, and Lobby government for higher allocations of budget for the poor and for more gender-sensitive budgets.

After extension and 2<sup>nd</sup> revision of PC-1 this third tier of social mobilization has been added in the PC-1. As of March, 2012 a total of 55 Local Support Organizations has been formed in three districts i-e Shikarpur & Kashmore. As of April,12 the 404 members have been trained in management training and CIF appraisal and monitoring.

## LSOs Exposure Visit

---

Exposure visits are organized so that Community members living in one place can visit another location to observe and learn from the other community development activities. The purpose of exposure visits is to learn from the experience of others outside your own community, by direct interaction because;

- The visiting groups take very seriously lessons which learn from people who live in similar circumstances to themselves.
- Learning takes place in a real life situation, which allows visiting groups to ask questions about the development activity being implemented and get first hand feedback.

It is practical, learning from experience (not theoretical) and often broader information exchanges take place between the two groups, beyond the core topic. In the connection with the above exposure visit, as of April, 2012 a total of 48 members have been visited different VOs as well as LSOs at different places of the country.

## Live Stock & Farming

---

**Buffalo Calves Rearing-- a new Initiative for poor women under UCBPRP**

Report as of April 30 ,12				
Transit Farm -1				
S.No	Activity	As of March 2012	For the Month of April, 12	Total
1	Calves Received	186	101	287
2	Calves Distributed	112	109	221
3	Mortality	15	13	28
4	Number of beneficiaries	56	51	107
6	Number of beneficiaries VOs	8	6	14
7	Number of beneficiaries LSOs	1	1	2
8	Training Given to beneficiaries	0	24	24

# Income Generating Grant

---

The lower band; extremely poor or the poorest of the poor (PSC Category 0-11) including widows or people with chronic disabilities or do not have the financial ability to meet the family/domestic needs. They lack productive assets and are dependent on others for even food strapped. Hence any financial assistance provided in cash is by and large consumed. Interested households (who fall in the PSC category of 0-11) express their wish of receiving a grant to their VO, in addition to it being stated in their MIP. The VO members approve those members who qualify for the grant and write a resolution to their local SMT.

**The basic objective of IGG is to provide grants for purchasing of Livestock, Agriculture**

- It ensures proper and productive use of grants and lots of IGG beneficiaries are able to take CIF, which shows that they are now out of the box of the poorest of the poor in 0-11 band. As of April, 2012 a total of 6,497 poor women members has been benefiting from the Income Generating Grant.

>82%

Activity	District	Project Target (Revised)	Achieved as of April, 12	%
Households to be Given IGG	Shikarpur	3,668	3,160	86
	Kashmore	2,715	1,990	73
	Jacobabad	1,573	1,347	86
<b>Sub-Total</b>		<b>7,956</b>	<b>6,497</b>	<b>82</b>

## Community Investment Fund

---

>91%

CIF is a cost-effective revolving fund managed by the community to provide the microfinance services to the poor and poorest women, particularly in the areas which are relatively underserved by the MFIs. It is a fund which is owned, run and managed by the poor women and their own organizations, i.e. The beneficiaries themselves. It focuses specifically on the poorest households through community organizations by giving them access to microfinance, while at the same time increasing their levels of empowerment, confidence and skills. Essentially, CIF is based upon and linked to the three-tier social organization framework of Community Organizations, their agglomeration into Village Organizations and finally agglomeration at the Union Council-level in a Local Support Organization. Members of COs are encouraged to mobilize their own savings and, as these build up, to use them for internal lending purposes, hence complementing CIF resources. The overarching objective of CIF is to reduce the levels of poverty in rural areas through strong institutions of the poor and the poorest women.

This can be achieved by:

- Building their productive assets
- Improving their leadership and management skills

As of April, 2012 a total of 79,673 poor women members of COs & VO have been benefited from this dynamic product of the program.

Activity	District	Project Target (Revised)	Achieved as of April, 12	%
Households to be Given CIF	Shikarpur	44,607	37,019	83
	Kashmore	33,010	31,450	95
	Jacobabad	10,131	11,204	100
<b>Sub-Total</b>		<b>87,748</b>	<b>79,673</b>	<b>91</b>



## Vocational Training Program

>99%

In the target districts poor HHs with poverty ranking from 0-18 receives scholarships in the form of vocational training. The following criteria are considered by screening staff:

- ☑ Marginalized rural poor from the target PSC Band (0-18)
  - Unemployed youth as siblings of members
  - Persons with disabilities (PWD) who can become active members of the society
  - Other marginalized segments

As of April, 2012 a total of 30,843 poor women and men have been trained in different trades in three districts.

Activity	District	Project Target (Revised)	Achieved as of April, 12	%
Households Given Scholarship for VTP	Shikarpur	14,478	14,319	99
	Kashmore	10,713	10,713	100
	Jacobabad	5,811	5,811	100
<b>Sub-Total</b>		<b>31,002</b>	<b>30,843</b>	<b>99</b>

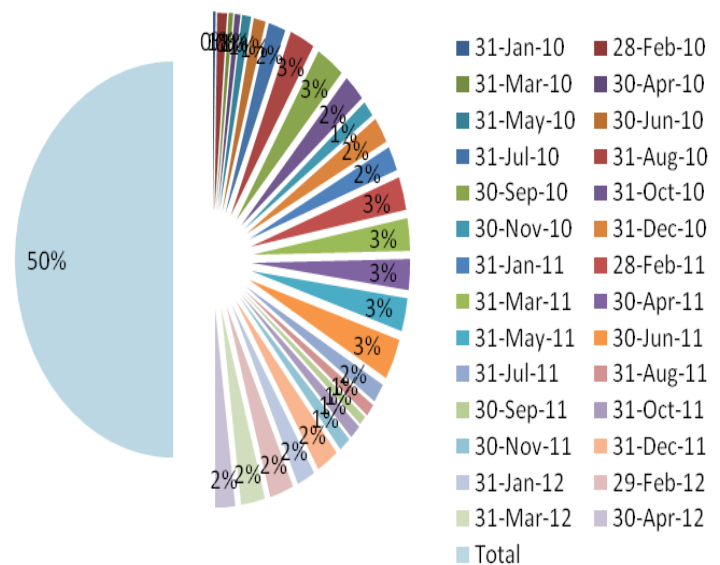
## Low Cost Housing (LCH)

Shelter support is being provided in terms of Low Cost Houses to households that require shelter, by providing required technical and material support up to Rs.60, 000/- to rural households that are in the 0-11 PSC category in each District. Shelter support is being provided in terms of Low Cost Houses to the extremely poor households who live in thatched huts and require shelter. The above table shows that from Feb, 09 to June, 11, 4,105 houses had been constructed but after extension it was decided to stop the Low Cost Houses Program because already Government of Sindh 7,000 Shelter/Two room house has been provided through the village rehabilitation program in the districts

Activity	District	Project Target (Revised)	Achieved as of March, 12	%
Low Cost Housing Scheme	Shikarpur	3,128	3,630	91
	Kashmore	2,314	1,394	47
	Jacobabad	2,000	260	100
<b>Sub-Total</b>		<b>7,442</b>	<b>5,284</b>	<b>75</b>

## Micro Health Insurance & Social Protection

The month Wise number of patients benefited as of March, 2012 District Shikarpur & Kashmore		
Month Wise	No: of Patients Treated	Approved/Claimed Amount
31-Jan-10	22	154,868
28-Feb-10	85	574,132
31-Mar-10	39	459,453
30-Apr-10	50	632,428
31-May-10	78	1,116,784
30-Jun-10	105	1,287,958
31-Jul-10	150	2,255,331
31-Aug-10	217	3,119,563
30-Sep-10	248	3,362,117
31-Oct-10	190	2,717,019
30-Nov-10	112	1,667,985
31-Dec-10	181	2,948,486
31-Jan-11	172	2,794,072
28-Feb-11	231	4,028,000
31-Mar-11	227	4,391,000
30-Apr-11	215	4,201,624
31-May-11	231	4,467,500
30-Jun-11	286	5,891,734
31-Jul-11	135	2,652,000
31-Aug-11	87	1,489,000
30-Sep-11	64	912,000
31-Oct-11	98	1,142,000
30-Nov-11	103	993,000
31-Dec-11	194	2,241,930
31-Jan-12	159	1,903,500
29-Feb-12	207	2,430,000
31-Mar-12	209	2,620,512
30-Apr-12	173	1,816,262
<b>Total</b>	<b>4,268</b>	<b>64,270,258</b>



SRSO has taken an initiative to provide Micro Health Insurance cover to the communities through Cos in the largest area of 9 districts of Sindh. The initiative aims to improve poor people's access to affordable high quality health services; SRSO has started MHI with the collaboration of Adamjee Insurance Company Ltd.

The Micro health insurance package allows all family members irrespective of age to avail hospitalization, accident and disability insurance for up to 25,000 each for day care, diagnostic services, and hospitalization (for more than 24 hours' stay) and obstetric care. This social safety net measure is being provided to households that are in the 0-18 poverty band in order to pre-empt health accidents which result in reversal of the poverty alleviation efforts because households fall into vulnerability and poverty when one of their family members gets hospitalized. The package also includes an accidental cover (disability compensation) and financial support of a sum of Rs.25000/ as Funeral Charges in case of death of a breadwinner of the family. As of April, 2012 there are 4,268 patients have been treated by Adamjee; below given table shows the month wise number of patients and expenses;

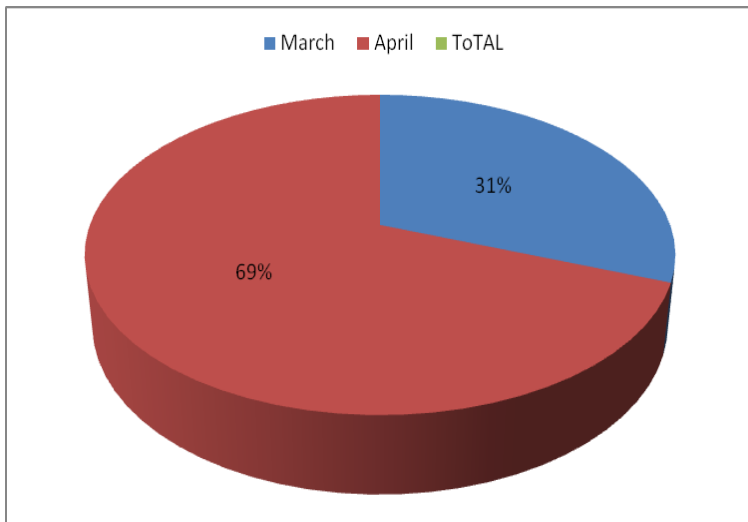
# Enterprise




A new initiative Enterprises had been added as a part of UCBPRP and established a well designed Outlet “Sartyun Sang Market” at Sukkur to link the trained women in different trades and create their incomes, in a dynamic style, which is; different cultural products are being produced by the trained women and being sold by outlet, its income goes to those poor women who are producing these products.

The sale of the march and april, 12 is portrayed by the Pi-Chart.

Community Orders	Month Wise Sale		Total
	March	April	
506,083	57,310	129,477	186,787





## Village Rehabilitation Program

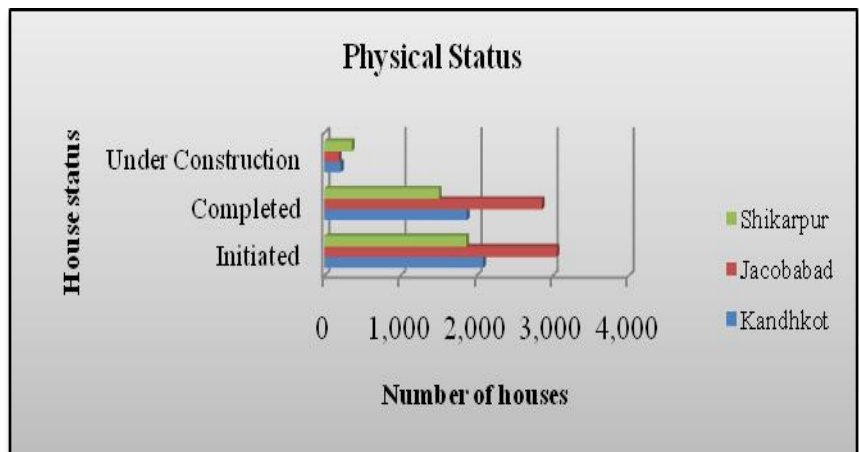
The Rehabilitation Program was planned after flood by Government of Sindh and decided to implement by SRSO from the budget of Union Council Based Poverty Reduction Program which is already implemented by SRSO. 7,000 houses were planned to construct in 43 villages of District Shikarpur, Kashmore and Jacobabad.

It was decided to award one room house on the basis of their plot sizes and the availability of financial resources of respective households. Consequently, it is being anticipated that 7,000 will be completed. As of April, 2012, work has been initiated over 7,003 houses and 6,234 houses have been completed and 769 houses are still under construction. The status of houses regarding construction is following;



**Note:** IGG was awarded to those households which were fighting with vicious circle of poverty and had no capacity to built their houses, hence, targets v/s achievement has been changed which had been reported in previous month.

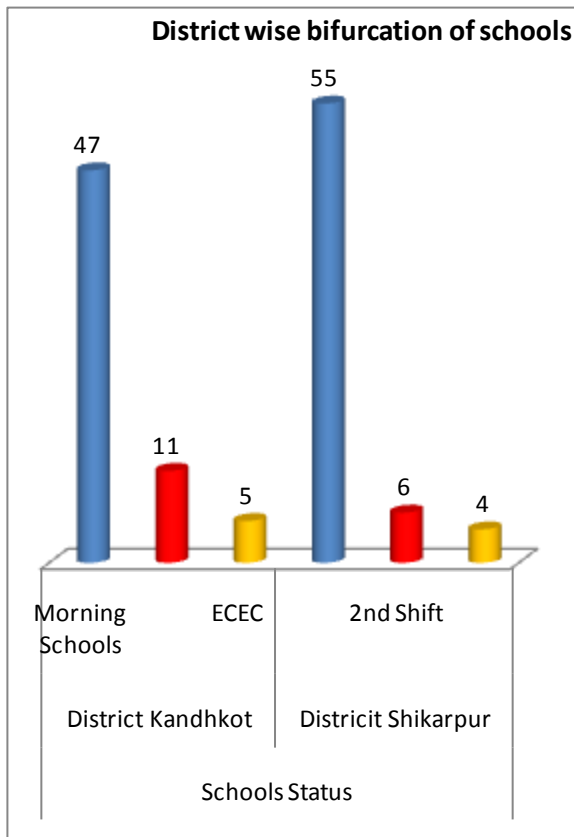
VRP Progress as of Apr, 2012				
District	Target	Initiated	Completed	Under Construction
Kandhkot	2,088	2,088	1,871	217
Jacobabad	3,050	3,050	2,859	191
Shikarpur	1,865	1,865	1,504	361
<b>Total</b>	<b>7,003</b>	<b>7,003</b>	<b>6,234</b>	<b>769</b>





## Education

Indicators Descriptions	Project Targets	Achievement As of March, 2012
Non Functional Schools Re functionalized	300	102
Girls Primary Schools	-	42
Boys Primary Schools	-	60
School Management Committees established	300	164
No. of Beneficiary Villages	300	102
No. of Beneficiary UC's	21	29
Activation of 2nd Shift Girls Primary School	100	24
Early Childhood Education Centers established	100	9
No. of Teachers Appointed (Local Female)	600	202
Teacher Trained through modern procedure (Friendly education system)	600	195
Govt. Education Deptt: Officials Trained	51	21
Number of School Improvement Plans Prepared	300	99
Number of School Improvement Plans Completed	300	35

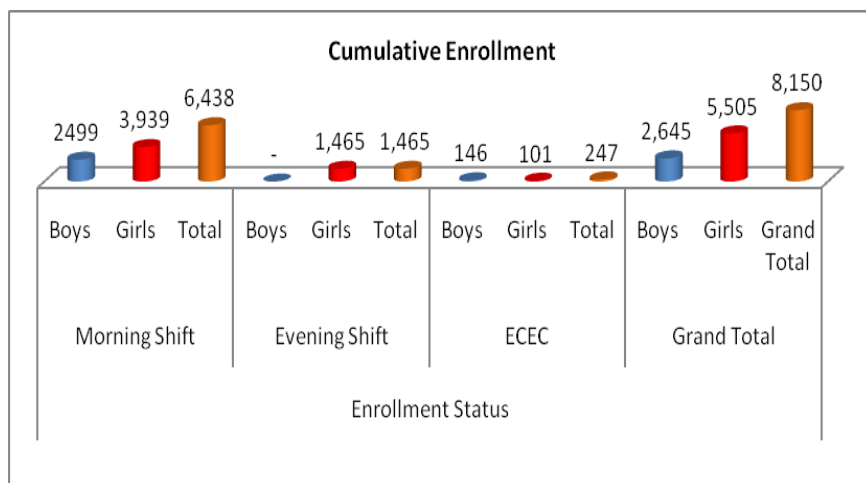


### Functionlization of schools

There has been visible progress made in "Education Component" of UCBPRP. UBRP-education component team is working hard to ensure quality education by keeping the schools functional and develop better environment for the education. All 102 schools have been functionalized in morning shift at kashmore@kandhkot and Shikarpur. Out of 102 schools, 47 are in Kashmore@Kandhkot and 55 in Shikarpur district. Further detail is shown in table below

**Cumulative enrollment:**

Total enrolled students are 8,150 having bifurcation of 5,505 Girls and 2,645 boys in the morning shift schools of the both district. In evening shifts schools (Girls) total enrollment is 1,465 and in ECEC enrollment is boys 146, whereas 101 girls are enrolled in both districts.



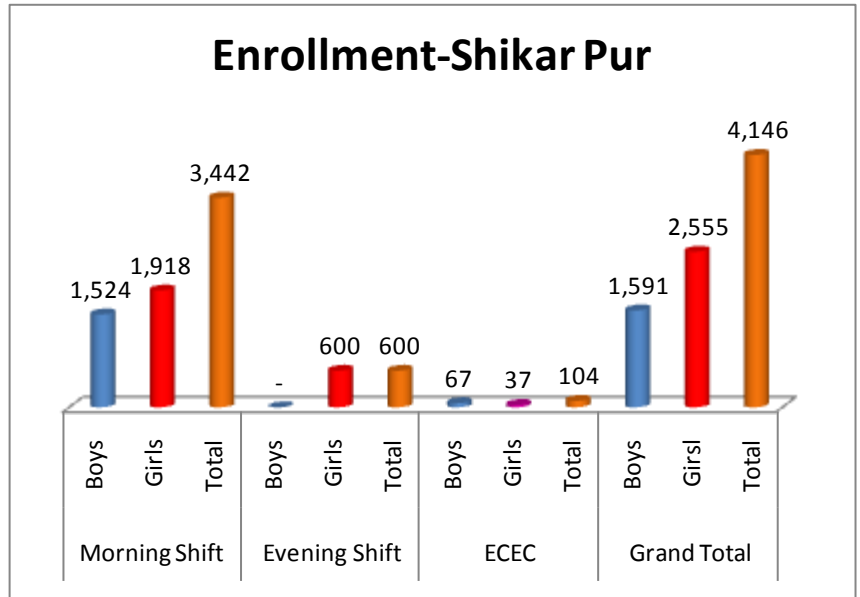
Enrollment Status													
Sr #	Districts	Morning Shift			Evening Shift			ECEC			Total		
		Boys	Girls	Total	Boys	Girls	Total	Boys	Girls	Total	Boys	Girls	Grand Total
1	District Kashmore @ KandhKot	975	2,021	2,996	-	865	865	79	64	143	1,054	2,950	4,004
2	District Shikarpur	1,524	1,918	3,442	-	600	600	67	37	104	1,591	2,555	4,146
3	<b>Total</b>	2,499	3,939	6,438	-	1,465	1,465	146	101	247	2,645	5,505	<b>8,150</b>



SMC Training@ NRSP Office-Kandhkot

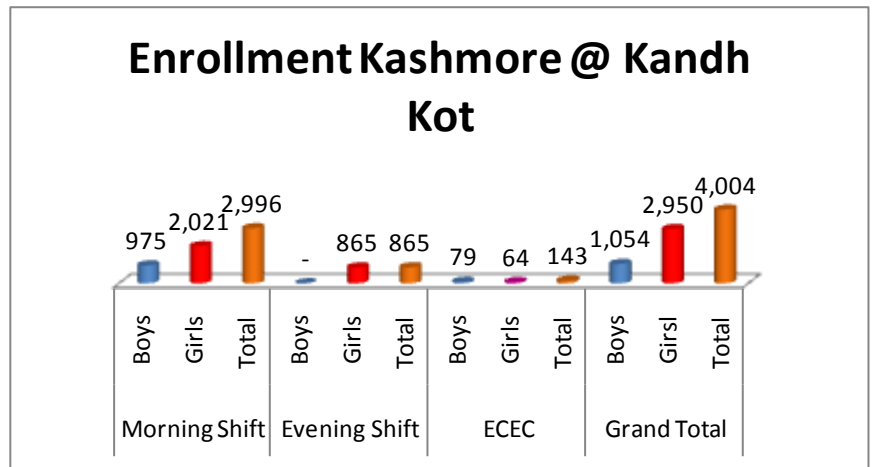
**District wise enrollment break up: Enrollment in district Shikarpur:**

In morning shift total enrollment is 3,442 (Boys 1,524 & Girls 1,918). In evening shift girls are 600 while in ECEC total enrollment is 104 (Boys 67 & Girls 37). Total enrollment is 41,146 having 1,591 boys and 2,555 girls.



**Enrollment in district Kashmir @ Kandhkot:**

There are 2,996 students enrolled in morning shift including 975 boys and 2,021 girls. Evening shift has 865 girls. ECEC total enrollment is 143, boys are 79 and girls are 64. The total Boys enrollment is 1,054 and Girls are 2,950 (Grand Total: 4,004).





Certificate Distribution Ceremony of SMC

### Teachers' status in district Shikarpur&Kashmore @ KandhKot:

Total 104 teachers in district Shikarpur& 94 teachers are spreading knowledge in district Kashmore @ KandhKot.

Teachers Status		
District Shikarpur	District Kashmore-KandhKot	Total
104	94	198

### Teachers' recruitment:

All teachers are appointed on the standard procedure of hiring, Only those candidates called for interview who passed their written test. Interview selection committee was comprised of SMC members, UCBPRP-Education component team and officials from district government education department.

### Meeting with EDO /ADOS Education department Shikarpur and Kashmore

In districtKashmore-Kandhkota meeting was held with Mr. Syed Ibrahim Shah EDO Education and Mr. Jahangir Bajkani DO education.The main objective of the meeting was to share the progress and update the concerned regarding project activities. Moreover, specially focused was put on ensuring effective coordination and to

### School management committee (SMC) trainings:

Three batches of three days SMCs training has been completed as under:

Batch No	Date	Venue	Total Pax Trained	No of SMCs Trained
1.	23-25 Feb, 2012	GBPS-Wahid BuxBajarani	30	10
2.	27-29 Feb, 2012	GBPS-Ahmed Din Balkani	31	10
3.	27-29 Feb, 2012	ShikarPur-NRSP office	35	10
4.	01-03 Mar, 2012	ShikarPur-NRSP office	33	10
5.	05-03 Mar, 2012	KandhKot-NRSP Office	32	10



**SMC trainings have been completed in both districts (Kashmore-Kandhkot&Shikarpur)**

SMCs Account Status:

In District Kandhkot all 58 SMCs account has been opened.

**CPI work completed in Shikarpur and Kandhkot:**

In the first phase, CPI work has been fully completed in 35 schools. Out of which 17 Schools are of Kashmore-Kandhkot and 18 school of Shikarpur District. We have prepared 99 digest of new schools to start CPI work in all schools. In March, 2012, CPI Work will be started In 99 schools; measurement has also been taken from all schools. Moreover, work of digest preparation will be completed in next week.

Progress Report of SDP Schemes

Sr #	District	Total CPI Scheme	Total Survey Completed	Total Estimate Completed	Total Scheme Approved with TOP	Total Scheme in Running	Total Estimated Cost (PKR in million)	Total Amount Released (PKR in million)	Schemes Completed in 1 <sup>st</sup> Phase
1.	Shikarpur	55	55	54	54	42	1,54,61,534	64,93,837	2
2.	Kandhkot	47	47	45	45	35	1,27,44,917	46,81,694	5
<b>Grand Total</b>		<b>102</b>	<b>102</b>	<b>99</b>	<b>99</b>	<b>77</b>	<b>2,82,06,451</b>	<b>1,11,75,531</b>	<b>7</b>

Work Plan District Shikarpur & Kashmore						
Activities	2011-12	2011-12				Total
		Qtr-1	Qtr-2	Qtr-3	Qtr-4	
Poverty Scorecard Survey of 87 Union Councils	-					87
0-11 to be Given Income Generating Grants	3,472	868	868	868	868	6,383
0-18 to be Given Community Investment Fund through Village Organizations	33,315	7,101	9,556	9,556	7,102	77,617
0-18 to be Given Scholarship for Vocational Training	10,735	2,684	2,684	2,684	2,684	25,191
Villages to be Give Drinking Water Supply Schemes as CPI	40	0	40	0	0	801
Locations to be improved under Village Improvement Plan Scheme	-	-	-	-	-	56
Roof material for low cost housing support provided hhs from 0-18 Hhs	1467	-	1467	-	-	5,442
Improving Primary School System for Increasing Enrolment by making 102 non-functional schools Functional	-	102	102	102	102	102
Establish 24 second shift primary schools for girl child primary education	-	24	24	24	24	24
Establish 9 Early Childhood Center	-	9	9	9	9	9
Productivity Enhancement Interventions	-	-	-	-	-	1
Micro Health Insurance family package as a social safety net	84,000	56,541	27,459	-	-	84,000
LSO Formation	60	7	16	18	19	60
Provision of CIF for 60 LSOs	60	-	7	24	29	60
Building capacity of Village TBAs (10 days duration)	680	-	255	255	170	3,483
Community Organization members trained in Management skills and Record Keeping (3 days duration)	11,669	4,490	2,363	2,363	2,364	25,377
Community Organization members trained in CIF Need Identification and Book-Keeping (3 days duration)	11,669	4,300	2,432	2,432	2,432	18,743
CO Capacity Building	23,338	8,790	4,795	4,795	4,796	44,120
Village Organization members trained in Managerial skills, Book Keeping (3 days duration)	2,114	2,114	0	0	0	10,373
Village Organization members trained in CIF Appraisal and Usage Monitoring	2,114	2,114	0	0	0	8,252
Village Organization members trained in Book keeping	2,122	1,848	274			7,977
VO Capacity Building	6,350	6,076	274	0	0	26,602
LSO members trained in Managerial	300	-	100	100	100	300

skills, Book Keeping						
LSO members trained in CIF Appraisal, Usage Monitoring and Book Keeping	300	-	100	100	100	300
CO/VO Managers - Activist Experience Sharing Workshoos	-	-	-	-	-	30,195
LSO members to be sent on Exposure Visits	180	-	60	60	60	180
Productivity Enhancement Training (Agric, Live stock, Enterprise Dev)Training	-	-	-	-	-	244
Rehabilitation Activities Construction of houses	1,115	1115	0	-	-	3,762
Provisions of Latrines to HHs	2,000	2,000	0	-	-	2,000
Provision of Hand pumps to HHs	2,300	2,300	0	-	-	2,300
Sanitation of Villages	12	12	0	-	-	15
Brick Paving of Streets in Villages	13	13	0	-	-	15

**Quarter wise YPO & Month wise Targets District Jacobabad**

S. No	Activity	YPO -2011 - 2012	1stQtr	2nd Qtr	3rd Qtr	4th Qtr
1	PSC	3	3	-	-	-
2	HHs to be Organized	27,039	27,039	-	-	-
3	COs to be Formed	1,802	1,802	-	-	-
4	VOs to be formed	454	454	-	-	-
5	Households to be given IGG	2,000	469	433	645	453
6	Households (0-11) to be given CIF	7,930	2,621	2,760	1,549	1,000
7	Households (12-18) to be given CIF	10,000	2,621	2,760	3,043	1,576
8	Households (0-11) to be given VTP	2,500	726	710	664	400
9	Households (12-18) to be given VTP	2,500	726	710	664	400
10	Villages to be given drinking water supply schemes	-	-	-	-	-
11	Micro Health Insurance Family package	44,298	22,298	22,000	-	-
12	CMST of community organizations	4,949	2,832	2,117	-	-
13	CIF need identification and book-keeping for COs	4,949	2,832	2,117	-	-
14	Management and Planning Training of VOs	3,340	1,762	1,578	-	-
15	CIF Book-keeping and CO Account auditing training for VOs	3,411	1,668	1,743	-	-
16	CIF Appraisal and monitoring for Vos	3,520	1,723	1,797	-	-
17	Manager-Activist Exposure visit for Vos	-	-	-	-	-
18	Manager-Activist Conferences for Vos	-	-	-	-	-
19	Support 2 Primary Education (2nd Shift Schools)	200	80	120	-	-
20	Support 2 Primary Education (ECC)	200	80	120	-	-
21	VO members - Training of TBAs	-	-	-	-	-
22	MIS	1	1	-	-	-
23	UCBPRP Process Review	4	1	1	1	1
24	LSO Formation	5	-	-	3	2